

FANTASY FREAKO'S

ROUND 3 RAVE



CHAMPION/DATA/ISSUE 3

Hi and welcome to the third edition of the Fantasy Freako's rave for 2010. The trading plans we all had at the start of the season are in disarray this week with injuries to popular picks Nick Riewoldt, Patrick Dangerfield, Kurt Tippett and Nathan Bock. Riewoldt looks like missing much of the season and this has robbed us of a guaranteed 100 points each week. But life must go on for us Dream Teamers.

RIEWOLDT – WHO TO BRING IN?

As the old saying goes, a week is a long time in football. Last week we were all rejoicing after Nick Riewoldt racked up 147 points against North Melbourne and on the back of that effort, thousands of coaches made him captain for Round 4. But tragedy struck at the nine minute mark of the third quarter on Friday night, as he left the ground after suffering a severe hamstring injury. As a result of his 20 point game, he suffered a \$23,100 price drop which added further salt into the wound. The prognosis isn't good I'm afraid. He's expected to miss up to four months so for the 148,449 coaches that have him in their side, you must this week decide who to replace him with.

The most obvious choice is Jonathan Brown, who is in terrific form with scores of 138, 141 and 94 points in his first three games. But if you already have him in your side, you can't go past Ryan O'Keefe. He's been a star this year, averaging 115 points per match – ranked No.1 at the club. The Sydney Swans have also had a change in its game plan this season, with amazing results. They rank fourth in the AFL for disposals this season after ranking 16th in this statistic last year, a remarkable turnaround.

If you wanted to make some cash from your trade, then Cyril Rioli would be the next best choice. You can pocket \$110,100 if you make the straight swap, giving you plenty of flexibility with your next upgrade.

Top 10 scoring forwards this season

Player	Club	Pos	Price	Change	Games	TOG%	PPM	Ave.
Jonathan Brown	BRIS	FWD	\$441,600	\$25,800	3	98%	1.02	124
Jared Brennan	BRIS	FWD/MID	\$373,000	\$0	2	81%	1.19	120
Paul Chapman	GEE	FWD/MID	\$492,500	-\$2,000	3	86%	1.08	118
Ryan O'Keefe	SYD	FWD/MID	\$438,300	\$12,900	3	86%	1.07	115
Shaun Higgins	WB	FWD/MID	\$397,300	\$8,300	3	79%	1.03	102
Cyril Rioli	HAW	FWD	\$334,900	\$0	2	72%	1.13	101
Matthew Pavlich	FRE	FWD/MID	\$405,100	\$200	3	95%	0.81	98
Adam Goodes	SYD	FWD/MID	\$426,400	-\$8,400	3	96%	0.82	97
Kyle Reimers	ESS	FWD	\$278,100	\$0	2	85%	0.93	97
Shannon Byrnes	GEE	FWD	\$380,900	\$5,800	3	82%	0.93	96


SWANS ON THE UP!

In previous year's my advice was to avoid Swans players at any cost, but it's the exact opposite this season. As I outlined earlier, the Swans are a different outfit this year and its Dream Team scoring has gone through the roof! They last week racked up a club record 434 disposals against the Tigers, scoring a whopping 1,835 Dream Team points – ranked No.1 for the round.

St Kilda has been the highest scoring team in AFL Dream Team this season, averaging 1,724 points per match. But with Nick Riewoldt now out for an extended period, we'll have to wait and see what effect, if any it will have on its scoring. Looking at the below table, my advice would be to avoid Richmond players this year, unless you're bringing in a cash cow.

Club Rankings (Dream Team Points)

Club	AVG	Total
St Kilda	1,724	5,171
Geelong	1,720	5,160
Sydney Swans	1,681	5,042
Western Bulldogs	1,673	5,020
Hawthorn	1,625	4,874
Brisbane Lions	1,609	4,828
Carlton	1,599	4,796
North Melbourne	1,585	4,756
Melbourne	1,579	4,736
Essendon	1,568	4,705
Fremantle	1,559	4,676
West Coast Eagles	1,553	4,660
Collingwood	1,544	4,631
Port Adelaide	1,529	4,586
Adelaide	1,435	4,304
Richmond	1,254	3,762



Best AFL Fantasy Footy guide around

2010 AFL PROSPECTUS

Available at Target. and all good book stores



ADELAIDE CROWS

FREAKO SAYS:

Despite suffering what looked like a serious injury last week against Adelaide, Patrick Dangerfield is an outside chance to play this week. If he does miss, it should only be the one match, so there's no reason to panic and trade him out of your side just yet.


AFL DREAM TEAM AVERAGE

1435
(Ranked 15th)

Adelaide AFL Dream Team Points

////

Player	Pos	Price	Change	Games	TOG%	Pts Per Min	Ave.	1	2	3
Thompson, Scott	MID	\$410,500	-\$19,700	3	87%	0.82	86	85	94	78
Maric, Ivan	RUC	\$240,400	\$0	2	83%	0.86	84		76	91
Goodwin, Simon	DEF	\$380,600	-\$13,000	3	88%	0.79	83	70	63	116
Vince, Bernie	MID	\$415,100	-\$26,300	3	84%	0.82	82	69	65	113
Edwards, Tyson	MID	\$402,300	-\$22,800	3	86%	0.80	82	99	72	74
Schmidt, Chris	DEF	\$94,500	\$0	1	84%	0.85	81			81
Burton, Brett	FWD	\$229,400	\$0	2	84%	0.82	81		60	101
Reilly, Brent	MID	\$324,700	-\$3,600	3	86%	0.74	76	56	93	79
Mackay, David	MID	\$317,000	-\$3,800	3	89%	0.69	74	71	62	89
Doughty, Michael	DEF / MID	\$360,300	-\$22,000	3	95%	0.63	72	59	58	99
Bock, Nathan	DEF	\$361,500	-\$24,900	3	81%	0.72	70	76	76	59
van Berlo, Nathan	MID	\$343,100	\$0	1	94%	0.59	70	70		
Knights, Chris	FWD	\$372,000	\$0	1	93%	0.65	68			68
Douglas, Richard	FWD	\$286,300	-\$2,700	3	79%	0.71	67	44	84	74
Dangerfield, Patrick	FWD / MID	\$243,500	\$11,500	3	74%	0.75	67	76	94	30
Walker, Taylor	FWD	\$235,000	\$14,000	3	86%	0.64	66	89	48	62
Porplyzia, Jason	FWD	\$332,900	\$0	2	90%	0.61	65		65	65
McLeod, Andrew	DEF	\$318,000	-\$19,300	3	88%	0.61	64	80	71	40
Petrenko, Jared	DEF	\$206,200	\$11,400	3	83%	0.58	58	43	64	66
Rutten, Ben	DEF	\$255,500	-\$8,300	3	100%	0.47	56	43	64	61
Griffin, Jonathon	RUC	\$210,900	\$0	1	71%	0.60	53	53		
Cook, Myke	MID	\$198,600	\$900	3	76%	0.54	49	65	40	41
Stevens, Scott	DEF / FWD	\$274,600	\$0	1	70%	0.52	45	45		
Tippett, Kurt	FWD / RUC	\$283,900	-\$35,500	3	87%	0.43	44	60	40	33
Sloane, Rory	MID	\$175,800	\$0	1	38%	0.88	42	42		
Armstrong, Tony	MID	\$94,500	\$0	1	74%	0.39	36	36		
Young, Will	DEF	\$94,500	\$0	1	83%	0.36	36		36	
Hentschel, Trent	FWD	\$217,900	-\$26,400	3	59%	0.49	35	41	55	8
Sellar, James	RUC	\$163,600	\$0	1	27%	0.73	24		24	



Best AFL Fantasy Footy guide around

2010 AFL PROSPECTUS

Available at Target. and all good book stores



BRISBANE LIONS

FREAKO SAYS:

It was great to see pre-season bolter Tom Rockliff get a game last week against Port Adelaide. He racked up 10 disposals in the first quarter and finished with 23 for the match, along with 87 points. He could prove to be a good trade down target this week or next week.

AFL DREAM TEAM AVERAGE

1609
(Ranked 6th)

Brisbane Lions AFL Dream Team Points

Player	Pos	Price	Change	Games	TOG%	Pts Per Min	Ave.	1	2	3
Brown, Jonathan	FWD	\$441,600	\$25,800	3	98%	1.02	124	138	141	94
Brennan, Jared	FWD / MID	\$373,000	\$0	2	81%	1.19	120	121	119	
Rischitelli, Michael	MID	\$342,200	\$32,600	3	79%	1.07	105	114	96	105
Power, Luke	MID	\$410,700	-\$10,100	3	87%	0.85	92	95	115	67
Rockliff, Tom	FWD	\$101,100	\$0	1	81%	0.85	87			87
Drummond, Josh	DEF	\$339,400	\$5,900	3	82%	0.85	86	89	90	79
Johnstone, Travis	MID	\$331,300	\$3,300	3	83%	0.80	82	92	89	66
Maguire, Matt	DEF	\$162,400	\$60,700	3	92%	0.70	81	69	62	111
Polkinghorne, James	FWD	\$234,600	\$0	1	87%	0.72	79			79
Sherman, Justin	MID	\$358,700	-\$20,000	3	89%	0.66	73	96	30	93
Redden, Jack	MID	\$275,400	\$9,500	3	88%	0.67	73	75	49	95
Fevola, Brendan	FWD	\$369,500	-\$23,800	3	97%	0.60	73	106	48	65
Staker, Brent	FWD / MID	\$250,200	\$15,100	3	91%	0.63	71	76	52	84
Rich, Daniel	MID	\$325,900	-\$13,200	3	83%	0.68	70	52	65	92
Banfield, Todd	MID	\$144,100	\$49,600	3	85%	0.65	69	82	51	73
Leuenger, Matthew	RUC	\$222,500	\$20,400	3	67%	0.81	68	67	51	85
Hawksley, James	DEF	\$199,500	\$0	1	81%	0.65	66			66
Black, Simon	MID	\$363,600	-\$34,000	3	63%	0.83	65	74	75	45
McGrath, Ashley	DEF	\$294,500	-\$14,300	3	90%	0.55	61	64	37	83
Raines, Andrew	DEF	\$225,000	\$6,800	3	82%	0.58	59	52	65	60
Clark, Mitch	RUC	\$370,200	-\$44,600	3	74%	0.64	59	46	62	69
Patfull, Joel	DEF	\$221,900	-\$2,400	3	87%	0.48	52	31	58	67
Stiller, Cheynee	MID	\$285,400	\$0	1	79%	0.51	50			50
Merrett, Daniel	DEF	\$196,600	-\$2,700	3	96%	0.38	46	25	63	49
Adcock, Jed	DEF	\$371,400	\$0	2	43%	0.66	35	30	39	
Buchanan, Amon	FWD	\$268,400	\$0	1	19%	0.57	13	13		



Best AFL Fantasy Footy guide around

2010 AFL PROSPECTUS

Available at Target. and all good book stores



CARLTON

FREAKO SAYS:

AFL DREAM TEAM AVERAGE

If you were looking at trading down to Kane Lucas this week, make sure he gets a game first, because captain Chris Judd will be back in the line up.

1599
(Ranked 7th)

Carlton AFL Dream Team Points

Player	Pos	Price	Change	Games	TOG%	Pts Per Min	Ave.	1	2	3
Bower, Paul	DEF	\$313,100	\$0	1	96%	1.03	118	118		
Simpson, Kade	MID	\$411,400	\$19,500	3	87%	1.07	113	119	99	120
Scotland, Heath	DEF	\$394,100	\$14,800	3	84%	1.03	105	124	107	85
Carrazzo, Andrew	DEF / MID	\$385,600	\$11,500	3	82%	1.02	101	131	81	91
Murphy, Marc	MID	\$433,500	-\$16,700	3	82%	0.94	93	93	109	78
Gibbs, Bryce	MID	\$447,800	-\$22,200	3	85%	0.90	93	106	106	67
Houlihan, Ryan	FWD	\$324,500	\$7,200	3	84%	0.81	83	99	85	66
Betts, Eddie	FWD	\$288,500	\$14,200	3	88%	0.74	79	110	45	83
Kreuzer, Matthew	RUC	\$329,600	-\$900	3	66%	0.99	79	89	79	69
Waite, Jarrad	DEF / FWD	\$338,500	-\$5,100	3	84%	0.77	78	88	78	69
Russell, Jordan	DEF	\$316,800	-\$7,700	3	90%	0.65	71	101	57	56
O'hAilpin, Setanta	DEF / FWD	\$227,200	\$22,100	3	88%	0.65	70	78	94	38
Robinson, Mitch	MID	\$265,900	\$8,000	3	78%	0.74	70	78	60	71
McLean, Brock	MID	\$345,700	-\$22,200	3	66%	0.85	68	93	80	32
Lucas, Kane	MID	\$113,500	\$0	1	75%	0.74	67			67
Thornton, Bret	DEF	\$329,100	-\$21,300	3	95%	0.56	65	90	51	54
Walker, Andrew	MID	\$302,400	-\$15,700	3	89%	0.58	62	74	39	74
Anderson, Joe	DEF	\$193,300	\$0	2	78%	0.63	61	64	57	
Yarran, Chris	FWD	\$222,700	\$8,100	3	72%	0.68	59	76	46	56
Henderson, Lachie	DEF / FWD	\$230,100	\$4,100	3	88%	0.54	58	49	55	71
Warnock, Robert	RUC	\$132,900	\$31,100	3	51%	0.86	53	85	23	52
Armfield, Dennis	DEF	\$219,400	\$0	2	91%	0.35	39		38	39
Joseph, Aaron	MID	\$206,400	-\$19,300	3	82%	0.37	37	45	32	33
Jamison, Michael	DEF	\$155,200	-\$9,100	3	93%	0.28	31	28	21	45



Best AFL Fantasy Footy guide around

2010 AFL PROSPECTUS

Available at  Target. and all good book stores



COLLINGWOOD

FREAKO SAYS:

Heath Shaw missed last week with a back complaint. He's considered a chance to return for this week's clash against the Hawks, a team he has dominated against in the past, averaging 31 disposals, 10 marks and 118 points in his past four matches.

AFL DREAM TEAM AVERAGE

1544
(Ranked 13th)

Collingwood AFL Dream Team Points

Player	Pos	Price	Change	Games	TOG%	Pts Per Min	Ave.	1	2	3
Swan, Dane	MID	\$509,000	-\$14,500	3	79%	1.15	113	143	84	112
Shaw, Heath	DEF	\$365,400	\$0	2	95%	0.87	104	143	64	
Thomas, Dale	FWD	\$348,000	\$11,700	3	83%	0.89	92	90	108	78
Wellingham, Sharrod	MID	\$308,800	\$22,600	3	80%	0.91	90	98	87	85
Pendlebury, Scott	MID	\$432,600	-\$22,100	3	76%	0.94	89	82	116	70
Ball, Luke	MID	\$361,900	-\$4,600	3	77%	0.88	84	80	75	98
Maxwell, Nick	DEF	\$335,700	\$3,700	3	98%	0.69	84	77	107	67
Didak, Alan	FWD / MID	\$422,400	-\$28,900	3	77%	0.86	82	111	52	84
Sidebottom, Steele	MID	\$270,200	\$15,600	3	74%	0.83	76	49	94	85
O'Brien, Harry	DEF	\$281,700	\$8,700	3	99%	0.60	74	97	59	66
Cloke, Travis	FWD	\$338,300	-\$11,800	3	87%	0.68	74	67	69	85
Beams, Dayne	MID	\$333,700	\$0	2	75%	0.80	73		91	55
Johnson, Ben	MID	\$294,000	\$0	2	62%	0.88	69	87	50	
Lockyer, Tarkyn	FWD	\$376,600	-\$33,200	3	91%	0.61	68	74	89	42
Davis, Leon	FWD / MID	\$393,700	-\$41,700	3	75%	0.71	67	70	75	55
Medhurst, Paul	FWD	\$278,100	-\$11,100	3	84%	0.57	60	77	53	49
McCarthy, John	MID	\$202,100	\$0	1	74%	0.66	59			59
Fraser, Josh	RUC	\$343,400	-\$42,400	3	60%	0.73	54	63	45	54
Anthony, John	FWD	\$305,900	\$0	2	86%	0.50	54	48	60	
Macaffer, Brent	FWD	\$203,900	\$0	1	94%	0.47	54			54
O'Bree, Shane	MID	\$361,900	\$0	2	67%	0.63	53	72		33
Reid, Ben	FWD	\$169,200	\$0	1	93%	0.42	48		48	
Jolly, Darren	RUC	\$332,700	-\$48,800	3	76%	0.49	47	34	39	68
Toovey, Alan	DEF	\$232,000	-\$16,200	3	98%	0.37	45	58	38	39
Brown, Leigh	DEF / FWD	\$214,500	-\$15,300	3	85%	0.39	41	57	28	39
Prestigiacomo, Simon	DEF	\$145,000	\$0	2	86%	0.21	23	23		23



Best AFL Fantasy Footy guide around

2010 AFL PROSPECTUS

Available at Target. and all good book stores



ESSENDON

FREAKO SAYS:

Jobe Watson scored 121 points when these sides last met at Subiaco in Round 18 last season. Consider him as your captain.

AFL DREAM TEAM AVERAGE

1568
(Ranked 10th)

Essendon AFL Dream Team Points

Player	Pos	Price	Change	Games	TOG%	Pts Per Min	Ave.	1	2	3
Stanton, Brent	MID	\$452,800	\$9,200	3	77%	1.21	116	145	93	109
Prismall, Brent	MID	\$419,600	\$0	2	75%	1.04	98	98	97	
Reimers, Kyle	FWD	\$278,100	\$0	2	85%	0.93	97	80		114
Lovett-Murray, Nathan	DEF	\$329,900	\$0	1	72%	1.12	96			96
Dyson, Ricky	MID	\$329,300	\$19,700	3	84%	0.89	93	72	94	113
Hocking, Heath	MID	\$335,500	\$16,900	3	83%	0.90	93	84	96	98
Houli, Bachar	DEF / MID	\$297,700	\$0	1	84%	0.88	89			89
Monfries, Angus	FWD	\$323,800	\$0	2	90%	0.73	83	82	84	
Watson, Jobe	MID	\$382,300	-\$17,600	3	79%	0.83	80	76	82	83
Dempsey, Courtenay	DEF	\$280,500	\$14,500	3	85%	0.74	78	68	81	84
Winderlich, Jason	MID	\$382,200	-\$31,300	3	82%	0.70	71	58	82	73
Ryder, Patrick	RUC	\$342,600	-\$17,700	3	82%	0.70	71	69	59	84
Pears, Tayte	DEF	\$253,200	\$13,900	3	89%	0.64	71	66	70	76
Zaharakis, David	MID	\$283,300	\$1,200	3	81%	0.70	69	82	67	59
Howlett, Ben	MID	\$77,800	\$0	2	76%	0.72	69	74	63	
Colyer, Travis	MID	\$89,500	\$0	1	77%	0.74	68			68
Hille, David	RUC	\$244,500	\$7,200	3	79%	0.66	64	61	65	66
Welsh, Andrew	MID	\$345,800	-\$28,600	3	77%	0.68	64	75	56	61
Fletcher, Dustin	DEF	\$294,200	-\$12,300	3	88%	0.58	63	64	40	84
McVeigh, Mark	MID	\$268,400	\$0	1	92%	0.54	62		62	
Hooker, Cale	DEF	\$274,700	-\$6,800	3	86%	0.58	62	68	60	57
Melksham, Jake	MID	\$121,500	\$0	1	73%	0.65	57			57
Slattery, Henry	MID	\$247,900	-\$9,100	3	91%	0.47	54	60	52	49
Lonergan, Sam	MID	\$274,800	\$0	1	86%	0.51	53			53
Myers, David	DEF	\$188,900	\$0	1	76%	0.53	50		50	
Gumbleton, Scott	FWD	\$123,500	\$29,000	3	83%	0.49	50	17	76	56
Davey, Alwyn	FWD	\$277,000	\$0	2	76%	0.50	48	37	58	
Neagle, Jay	FWD	\$202,100	\$0	1	72%	0.46	42	42		
Williams, Mark	FWD	\$235,300	-\$29,000	3	87%	0.34	37	25	33	53



Best AFL Fantasy Footy guide around

2010 AFL PROSPECTUS

Available at  Target. and all good book stores



FREMANTLE

FREAKO SAYS:

It was only a matter of time before Michael Barlow had a downer and it came last week against the Cats. Despite scoring only 46 points, he still had the biggest price rise of any player in the competition, going up by a whopping \$80,900.

AFL DREAM TEAM AVERAGE

1559
(Ranked 11th)

Fremantle AFL Dream Team Points

Player	Pos	Price	Change	Games	TOG%	Pts Per Min	Ave.	1	2	3
Sandilands, Aaron	RUC	\$421,500	\$1,700	3	95%	0.85	103	97	123	89
Barlow, Michael	MID	\$186,700	\$80,900	3	78%	1.01	100	128	127	46
Pavlich, Matthew	FWD / MID	\$405,100	\$200	3	95%	0.81	98	92	76	126
Broughton, Greg	DEF	\$383,300	-\$1,900	3	92%	0.78	91	117	89	68
Duffield, Paul	DEF	\$382,700	-\$10,000	3	91%	0.74	86	115	55	87
Ballantyne, Hayden	FWD	\$264,000	\$25,600	3	78%	0.82	81	82	99	63
Hill, Stephen	MID	\$275,000	\$19,900	3	84%	0.75	80	81	63	96
McPharlin, Luke	DEF / FWD	\$290,600	\$13,800	3	97%	0.64	80	121	57	61
Hasleby, Paul	MID	\$349,900	-\$8,600	3	66%	0.93	79	54	113	69
Johnson, Michael	DEF	\$326,200	-\$5,100	3	91%	0.65	75	73	78	75
Mayne, Chris	FWD	\$239,500	\$18,700	3	86%	0.65	71	71	66	75
Morabito, Anthony	MID	\$183,600	\$38,100	3	63%	0.88	70	50	63	98
Mundy, David	MID	\$331,200	-\$14,700	3	79%	0.69	70	83	61	66
Crowley, Ryan	MID	\$251,100	\$8,700	3	85%	0.62	67	67	65	68
Tarrant, Chris	DEF	\$224,500	\$0	2	100%	0.52	66	83	48	
Silvagni, Alex	DEF	\$128,100	\$50,300	3	85%	0.60	65	67	78	51
Hayden, Roger	DEF	\$249,800	\$5,400	3	78%	0.65	64	81	48	63
Headland, Des	FWD	\$296,200	-\$18,400	3	75%	0.62	59	63	50	64
Suban, Nick	DEF	\$239,200	-\$1,700	3	69%	0.64	57	92	25	53
McPhee, Adam	FWD / DEF	\$299,300	-\$41,500	3	70%	0.49	44	25	54	53
van Berlo, Jay	MID	\$186,100	-\$8,300	3	89%	0.35	39	46	32	40
Ibbotson, Garrick	MID	\$313,800	\$0	2	62%	0.42	33	52	13	
Dodd, Steven	DEF	\$267,400	\$0	1	73%	0.23	22			22
DeBoer, Matthew	MID	\$242,200	\$0	1	75%	0.20	20			20



Best AFL Fantasy Footy guide around

2010 AFL PROSPECTUS

Available at  Target. and all good book stores



GEELONG CATS

FREAKO SAYS:

Jimmy Bartel was the Cats best performer at Skilled Stadium last season, averaging 120 points per match. He topped 100 points in all but one of his games, with his lowest score of 87 points coming against Port Adelaide in Round 13.

AFL DREAM TEAM AVERAGE

1720
(Ranked 2nd)

Geelong Cats AFL Dream Team Points ////

Player	Pos	Price	Change	Games	TOG%	Pts Per Min	Ave.	1	2	3
Ablett, Gary	MID	\$522,300	\$300	3	91%	1.10	126	129	120	130
Chapman, Paul	FWD / MID	\$492,500	-\$2,000	3	86%	1.08	118	105	102	146
Bartel, Jimmy	MID	\$476,600	-\$3,600	3	89%	1.00	113	114	132	92
Byrnes, Shannon	FWD	\$380,900	\$5,800	3	82%	0.93	96	141	90	57
Enright, Corey	DEF	\$393,600	-\$700	3	90%	0.83	95	90	97	97
Selwood, Joel	MID	\$437,300	-\$16,100	3	79%	0.95	95	107	90	87
Kelly, James	DEF / MID	\$371,000	-\$1,900	3	91%	0.77	88	106	82	77
Corey, Joel	MID	\$439,500	-\$29,100	3	81%	0.85	86	80	96	83
Mooney, Cameron	FWD	\$328,700	\$0	2	90%	0.77	86	68	103	
Podsiadly, James	FWD	\$77,800	\$0	1	93%	0.69	85			85
Ottens, Brad	RUC	\$239,000	\$0	2	72%	0.94	84	79	89	
Taylor, Harry	DEF	\$289,400	\$16,300	3	91%	0.70	81	57	99	87
Johnson, Steve	FWD	\$410,000	-\$26,900	3	89%	0.72	81	96	69	77
Ling, Cameron	MID	\$373,600	-\$14,900	3	87%	0.73	80	87	76	77
Mackie, Andrew	DEF	\$351,200	-\$13,900	3	90%	0.66	75	79	62	85
Milburn, Darren	DEF	\$355,200	\$0	1	70%	0.78	69	69		
Duncan, Mitch	FWD / MID	\$139,000	\$49,500	3	77%	0.70	67	51	77	74
Hunt, Josh	DEF	\$190,800	\$26,700	3	84%	0.61	64	46	66	81
Hawkins, Tom	FWD	\$285,700	-\$10,800	3	84%	0.58	62	77	50	58
Loneragan, Tom	FWD	\$213,100	\$10,500	3	92%	0.50	59	58	53	65
Simpson, Dawson	RUC	\$94,500	\$0	1	45%	0.95	56			56
Wojcinski, David	DEF	\$241,700	-\$16,600	3	75%	0.49	47	43	62	36
Scarlett, Matthew	DEF	\$287,200	\$0	2	96%	0.38	46	50	41	
Blake, Mark	RUC	\$228,700	-\$16,900	3	60%	0.58	44	42	40	49
Djerrkura, Nathan	MID	\$193,300	\$0	1	65%	0.47	40			40
Gamble, Ryan	FWD	\$234,300	\$0	1	71%	0.40	38			38
Mottlop, Steven	FWD	\$94,500	\$0	1	17%	0.65	13		13	



Best AFL Fantasy Footy guide around
2010 AFL PROSPECTUS

Available at  Target. and all good book stores

AVAILABLE NOW!
STOCKS LIMITED
\$39.95
i.f.p.

HAWTHORN

FREAKO SAYS:

Sam Mitchell has averaged 32 disposals and 109 points against the Magpies in his past four games. That's captain material!

AFL DREAM TEAM AVERAGE

1625
(Ranked 5th)

Hawthorn AFL Dream Team Points

Player	Pos	Price	Change	Games	TOG%	Pts Per Min	Ave.	1	2	3
Hodge, Luke	DEF / MID	\$403,600	\$36,800	3	85%	1.18	123	142	101	125
Mitchell, Sam	MID	\$447,900	-\$1,300	3	94%	0.93	107	112	98	112
Rioli, Cyril	FWD	\$334,900	\$0	2	72%	1.13	101		71	130
Birchall, Grant	DEF	\$340,000	\$12,100	3	82%	0.89	90	106	70	95
Roughead, Jarryd	FWD	\$329,900	\$8,200	3	97%	0.72	85	91	84	81
Ellis, Xavier	DEF	\$315,800	\$10,200	3	82%	0.83	83	84	82	84
Lewis, Jordan	MID	\$390,900	-\$20,700	3	71%	0.93	80	109	68	64
Peterson, Carl	FWD	\$155,300	\$60,800	3	70%	0.92	79	67	73	97
Moss, Garry	MID	\$270,700	\$0	2	78%	0.79	76	80		72
Schoenmakers, Ryan	DEF	\$215,100	\$33,300	3	90%	0.68	75	94	77	53
Suckling, Matt	DEF	\$158,200	\$0	2	76%	0.80	75	84		65
Ladson, Rick	DEF / MID	\$215,000	\$29,900	3	81%	0.73	72	86	60	71
Guerra, Brent	DEF	\$309,000	-\$4,300	3	79%	0.74	72	62	64	89
Franklin, Lance	FWD	\$354,900	\$0	2	99%	0.58	71		67	74
Morton, Jarryd	FWD / MID	\$288,500	-\$2,400	3	90%	0.61	68	79	80	45
Shiels, Liam	MID	\$250,500	\$0	2	77%	0.73	68	70	65	
Renouf, Brent	RUC	\$227,400	\$14,700	3	77%	0.69	65	54	74	67
Kayler-Thomson, Jarrod	MID	\$77,800	\$0	1	69%	0.77	65	65		
Murphy, Thomas	DEF	\$265,600	-\$1,300	3	92%	0.56	63	86	77	27
Stratton, Benjamin	DEF	\$89,500	\$0	1	95%	0.52	62			62
Bateman, Chance	MID	\$376,100	\$0	2	78%	0.64	62		80	43
Gilham, Stephen	DEF	\$241,100	-\$2,300	3	94%	0.49	57	81	34	55
Brown, Campbell	DEF	\$240,800	-\$7,600	3	96%	0.45	53	94	15	50
Osborne, Michael	FWD / MID	\$294,100	\$0	2	79%	0.52	50	47	52	
Hooper, Rhan	FWD	\$237,300	\$0	2	49%	0.79	47	87	7	
Gibson, Josh	DEF	\$272,600	-\$31,000	3	65%	0.56	45	83	48	3



Best AFL Fantasy Footy guide around

2010 AFL PROSPECTUS

Available at  Target. and all good book stores



MELBOURNE

FREAKO SAYS:

Melbourne has won back-to-back games only twice since 2007. Surely they'll make it number three this week?

AFL DREAM TEAM AVERAGE

1579
(Ranked 9th)

Melbourne AFL Dream Team Points *////*

Player	Pos	Price	Change	Games	TOG%	Pts Per Min	Ave.	1	2	3
McDonald, James	MID	\$370,300	\$22,700	3	80%	1.11	105	99	107	109
Green, Brad	MID	\$393,700	\$14,000	3	81%	1.08	105	88	115	111
McKenzie, Jordie	MID	\$249,700	\$47,000	3	72%	1.09	92	105	112	60
Grimes, Jack	DEF	\$386,500	-\$5,800	3	90%	0.84	89	93	94	81
Davey, Aaron	MID	\$378,900	-\$9,000	3	70%	1.02	85	69	108	79
Moloney, Brent	MID	\$377,900	-\$10,700	3	79%	0.90	84	86	83	83
Dunn, Lynden	MID	\$324,800	\$6,100	3	85%	0.82	83	87	67	94
Petterd, Ricky	FWD / MID	\$317,600	\$4,300	3	91%	0.74	80	80	110	49
Bruce, Cameron	MID	\$387,600	-\$22,000	3	87%	0.76	79	88	58	90
Frawley, James	DEF	\$262,800	\$20,300	3	95%	0.69	77	86	58	88
Bail, Rohan	MID	\$101,500	\$0	2	88%	0.75	77		67	87
Trengove, Jack	MID	\$191,700	\$38,200	3	82%	0.74	72	65	69	83
Jamar, Mark	RUC	\$287,900	\$3,200	3	83%	0.73	72	79	83	53
Macdonald, Joel	DEF	\$297,900	-\$1,900	3	77%	0.77	71	63	80	69
Bennell, Jamie	MID	\$235,300	\$16,400	3	85%	0.67	68	58	41	105
Bate, Matthew	FWD	\$330,400	-\$17,800	3	84%	0.68	68	60	65	78
Jones, Nathan	MID	\$315,800	-\$16,600	3	75%	0.73	65	59	62	74
Scully, Tom	MID	\$179,000	\$21,500	3	80%	0.61	58	61	57	56
Bartram, Clint	DEF	\$267,700	\$0	2	85%	0.58	58		49	66
Rivers, Jared	DEF	\$226,300	\$0	1	75%	0.63	57	57		
Miller, Brad	FWD	\$275,000	\$0	1	88%	0.42	45	45		
Newton, Michael	FWD	\$266,500	\$0	2	74%	0.50	43		28	58
Garland, Colin	DEF	\$195,100	\$0	1	80%	0.44	40			40
Strauss, James	MID	\$94,500	\$0	2	68%	0.43	36	46	26	
Warnock, Matthew	DEF	\$174,100	-\$12,300	3	98%	0.29	34	33	37	31
Spencer, Jake	RUC	\$187,500	\$0	1	67%	0.11	9	9		



Best AFL Fantasy Footy guide around

2010 AFL PROSPECTUS

Available at  Target. and all good book stores



NORTH MELBOURNE

FREAKO SAYS:


Boy did Brent Harvey stick it up me last week. After scoring a paltry 18 points in Round 2, he came out and had a blinder against the Eagles, racking up his highest ever Dream Team score. Don't expect him to be given the same space this week against the Swans.

AFL DREAM TEAM AVERAGE

1585
(Ranked 8th)

Nth. Melbourne AFL Dream Team Points

Player	Pos	Price	Change	Games	TOG%	Pts Per Min	Ave.	1	2	3
Anthony, Liam	MID	\$428,300	\$5,600	3	73%	1.18	107	132	75	115
Rawlings, Brady	MID	\$364,600	\$21,400	3	99%	0.84	103	83	122	103
Swallow, Andrew	MID	\$390,400	-\$4,300	3	81%	0.91	91	56	99	119
Harvey, Brent	FWD / MID	\$386,100	-\$2,800	3	90%	0.82	91	93	18	163
Edwards, Aaron	FWD	\$283,900	\$0	1	79%	0.86	83			83
Wells, Daniel	MID	\$306,900	\$8,600	3	83%	0.78	80	61	63	116
Goldstein, Todd	RUC	\$249,500	\$28,400	3	83%	0.78	80	87	86	66
Firrito, Michael	DEF / MID	\$317,300	\$2,900	3	95%	0.67	79	59	77	100
Hansen, Lachie	DEF / FWD	\$278,800	\$13,200	3	88%	0.70	76	88	80	61
Grima, Nathan	DEF	\$293,400	\$0	2	86%	0.71	75		71	78
McIntosh, Hamish	RUC	\$372,800	-\$23,500	3	76%	0.79	74	88	76	58
Bastinac, Ryan	MID	\$142,200	\$52,700	3	71%	0.80	70	80	45	86
Ziebell, Jack	FWD / MID	\$287,100	\$1,500	3	65%	0.88	70	92	34	85
McMahon, Scott	DEF	\$320,800	\$0	2	84%	0.65	68	69		66
Urquhart, Gavin	DEF	\$288,700	-\$5,900	3	78%	0.68	66	56	52	89
Campbell, Matt	FWD	\$223,400	\$0	2	74%	0.67	62	67	56	
Adams, Leigh	MID	\$266,400	-\$4,900	3	73%	0.68	61	61	52	70
Jones, Corey	FWD	\$300,100	\$0	1	92%	0.52	59		59	
Hale, David	FWD	\$238,000	\$2,100	3	95%	0.50	59	38	76	63
Thomas, Lindsay	FWD	\$261,800	-\$6,200	3	71%	0.67	59	83	50	44
Warren, Ben	FWD	\$236,900	\$2,100	3	86%	0.55	59	61	61	54
Thompson, Scott D.	DEF	\$268,900	-\$9,700	3	93%	0.51	58	40	71	64
Harding, Leigh	MID	\$355,400	\$0	2	77%	0.59	57	71		43
Ross, Ben	MID	\$265,800	\$0	2	71%	0.55	49	66	32	
Wright, Sam	FWD	\$198,700	-\$100	3	90%	0.43	48	46	40	58



Best AFL Fantasy Footy guide around

2010 AFL PROSPECTUS

Available at  Target. and all good book stores



PORT ADELAIDE

FREAKO SAYS:

Apart from Kane Cornes, I wouldn't be looking at bringing any Port Adelaide players in this week. They face the Cats down at the Cattery.

AFL DREAM TEAM AVERAGE

1529
(Ranked 14th)

Port Adelaide AFL Dream Team Points *////*

Player	Pos	Price	Change	Games	TOG%	Pts Per Min	Ave.	1	2	3
Cornes, Kane	MID	\$429,500	\$11,100	3	94%	0.91	111	131	109	94
Boak, Travis	MID	\$399,200	\$2,300	3	77%	0.98	98	98	104	92
Chaplin, Troy	DEF	\$312,000	\$0	2	97%	0.71	90		103	76
Salopek, Steven	MID	\$371,200	-\$2,000	3	79%	0.87	88	82	70	113
Davenport, Jason	MID	\$354,400	\$1,100	3	87%	0.77	86	59	124	76
Pearce, Danyle	MID	\$337,600	\$100	3	87%	0.73	82	88	85	72
Ebert, Brett	FWD	\$296,200	\$12,800	3	85%	0.73	80	111	80	50
Westhoff, Justin	FWD	\$296,300	\$12,700	3	84%	0.74	80	59	121	61
Schulz, Jay	FWD	\$223,100	\$23,600	3	82%	0.66	70	65	78	67
Surjan, Jacob	DEF	\$261,200	\$9,700	3	87%	0.61	70	68	77	64
Logan, Tom	MID	\$251,900	\$0	2	75%	0.70	69		72	66
Thomas, Matt	MID	\$283,600	\$600	3	82%	0.65	69	87	75	45
Krakouer, Nathan	DEF	\$291,700	-\$6,600	3	76%	0.67	66	44	68	86
Tredrea, Warren	FWD	\$316,100	-\$20,100	3	86%	0.56	63	71	22	95
Brogan, Dean	RUC	\$315,900	\$0	2	71%	0.64	61	64	57	
Cassisi, Domenic	MID	\$368,100	-\$43,900	3	81%	0.56	59	72	46	59
Cornes, Chad	DEF / MID	\$345,200	-\$38,100	3	94%	0.47	57	58	69	45
Banner, Mitchell	MID	\$129,300	\$34,800	3	71%	0.60	55	79	48	38
Carlile, Alipate	DEF	\$225,100	\$400	3	95%	0.45	55	28	62	74
Stewart, Paul	DEF / MID	\$212,700	\$4,300	3	69%	0.60	54	77	39	47
Hitchcock, Cameron	FWD	\$131,000	\$33,200	3	86%	0.49	54	63	43	57
Moore, Andrew	DEF / FWD	\$125,500	\$0	1	73%	0.58	54	54		
Cloke, Cameron	FWD / RUC	\$279,900	\$0	1	67%	0.56	48			48
Harding, Scott	MID	\$202,800	\$0	1	68%	0.53	46	46		
Trengove, Jackson	DEF / RUC	\$107,600	\$13,100	3	77%	0.35	35	40	15	50



Best AFL Fantasy Footy guide around

2010 AFL PROSPECTUS

Available at  Target. and all good book stores



RICHMOND

FREAKO SAYS:

The Tigers were terrible last week against the Swans, scoring a dismal 1,223 AFL Dream Team points, which was an average of 56 points per player.

AFL DREAM TEAM AVERAGE

1254
(Ranked 16th)

Richmond AFL Dream Team Points

////

Player	Pos	Price	Change	Games	TOG%	Pts Per Min	Ave.	1	2	3
Deledio, Brett	MID	\$401,300	-\$20,900	3	89%	0.78	83	94	75	79
Jackson, Daniel	MID	\$381,700	-\$17,400	3	82%	0.82	80	85	70	86
Riewoldt, Jack	FWD	\$324,000	-\$3,400	3	96%	0.66	76	71	61	96
Connors, Daniel	MID	\$195,300	\$39,300	3	68%	0.90	74	77	72	73
Cotchin, Trent	MID	\$292,700	-\$3,500	3	78%	0.73	68	65	99	41
Thomson, Adam	MID	\$210,900	\$0	2	80%	0.71	68	77	59	
Edwards, Shane	FWD / MID	\$226,300	\$17,100	3	84%	0.66	66	56	62	81
Cousins, Ben	MID	\$352,100	\$0	2	75%	0.71	65	65		64
Martin, Dustin	MID	\$179,600	\$30,100	3	80%	0.67	64	62	66	64
Tuck, Shane	MID	\$422,300	\$0	1	89%	0.58	63			63
Nason, Ben	DEF	\$133,500	\$44,000	3	84%	0.62	62	49	68	70
Polo, Dean	DEF	\$288,500	\$0	1	98%	0.52	62			62
Newman, Chris	DEF	\$322,500	-\$27,300	3	82%	0.60	59	37	93	48
Morton, Mitch	FWD	\$316,900	-\$26,700	3	86%	0.57	58	52	69	54
Nahas, Robin	FWD	\$313,100	\$0	2	91%	0.53	57	56	58	
McGuane, Luke	DEF	\$239,500	-\$2,800	3	95%	0.49	56	61	66	41
Moore, Kelvin	DEF	\$219,600	\$400	3	89%	0.50	53	41	93	26
White, Matt	MID	\$270,000	\$0	1	81%	0.54	53			53
Tambling, Richard	MID	\$344,100	-\$46,100	3	81%	0.53	52	76	49	30
Hislop, Tom	MID	\$221,200	\$0	2	81%	0.46	44	49	39	
Simmonds, Troy	RUC	\$268,900	-\$30,700	3	70%	0.52	44	41	32	59
Farmer, Mitch	DEF / MID	\$115,000	\$0	2	79%	0.40	38	33	42	
Vickery, Tyrone	RUC	\$185,400	-\$11,800	3	64%	0.47	37	28	23	59
Post, Jayden	DEF	\$214,000	\$0	2	84%	0.34	35		37	32
Thursfield, Will	DEF	\$124,000	\$0	2	89%	0.30	32	37	26	
King, Jake	DEF	\$242,700	\$0	1	84%	0.30	30		30	
Roberts, Relton	FWD	\$77,800	\$0	2	64%	0.36	28	38		18
Rance, Alex	DEF	\$227,600	\$0	1	93%	0.21	24			24



Best AFL Fantasy Footy guide around

2010 AFL PROSPECTUS

Available at  Target. and all good book stores



ST KILDA

FREAKO SAYS:

Lenny Hayes hasn't been at his best this season, with scores of 99, 75 and 88 points in his three matches. He needs a break even score of approximately 150 points this week, so I would wait for his price to drop further before bringing him in.

AFL DREAM TEAM AVERAGE

1724
(Ranked 1st)

St. Kilda AFL Dream Team Points

////

Player	Pos	Price	Change	Games	TOG%	Pts Per Min	Ave.	1	2	3
Gilbert, Sam	DEF	\$417,900	\$26,400	3	93%	1.03	119	103	102	152
Montagna, Leigh	MID	\$498,600	-\$10,500	3	82%	1.11	113	100	134	106
Dal Santo, Nick	MID	\$457,800	\$600	3	84%	1.06	111	77	144	112
Goddard, Brendon	DEF / MID	\$452,700	-\$3,000	3	87%	0.99	107	88	137	97
Fisher, Sam	DEF	\$373,300	\$0	1	75%	1.15	106			106
Riewoldt, Nick	FWD	\$445,000	-\$23,100	3	75%	0.99	92	108	147	20
Gram, Jason	DEF / MID	\$394,400	-\$9,200	3	91%	0.78	89	68	98	101
Gwilt, James	DEF / FWD	\$278,800	\$29,200	3	99%	0.71	87	55	104	103
Hayes, Lenny	MID	\$447,900	-\$30,600	3	69%	1.02	87	99	75	88
Blake, Jason	DEF	\$329,800	\$9,200	3	98%	0.70	86	92	68	98
Ray, Farren	MID	\$378,700	-\$14,800	3	87%	0.75	81	76	88	80
Jones, Clinton	MID	\$325,300	\$1,600	3	89%	0.72	80	70	78	91
Baker, Steven	DEF	\$280,100	\$17,100	3	96%	0.66	79	41	82	115
Milne, Stephen	FWD	\$326,700	\$200	3	87%	0.73	79	53	109	75
Armitage, David	MID	\$311,500	-\$9,600	3	68%	0.81	69	49	103	54
Peake, Brett	MID	\$277,100	-\$1,400	3	78%	0.68	66	57	78	63
McQualter, Andrew	FWD	\$279,300	-\$4,600	3	75%	0.69	64	75	66	52
Schneider, Adam	FWD	\$323,400	-\$24,600	3	80%	0.62	61	57	78	49
Gardiner, Michael	RUC	\$279,900	\$0	2	60%	0.82	61		59	62
Geary, Jarryn	DEF	\$295,800	-\$19,700	3	76%	0.61	58	60	51	63
Koschitzke, Justin	FWD	\$306,300	\$0	1	86%	0.47	52	52		
King, Steven	RUC	\$235,600	\$0	2	51%	0.80	51	39		63
Dawson, Zac	DEF	\$209,400	-\$16,500	3	98%	0.32	39	37	60	21
McEvoy, Ben	RUC	\$194,100	\$0	2	62%	0.40	31	34	28	
Pattison, Adam	RUC	\$238,800	\$0	1	83%	0.21	21		21	



Best AFL Fantasy Footy guide around

2010 AFL PROSPECTUS

Available at  Target. and all good book stores



SYDNEY SWANS

FREAKO SAYS:

Ben McGlynn is the second-best performing Sydney player this season, averaging 102 points per match. His last two games have been amazing, racking up 134 and 142 points respectively. Roosy loves his recyclables.

AFL DREAM TEAM AVERAGE

1681
(Ranked 3rd)

Sydney Swans AFL Dream Team Points

Player	Pos	Price	Change	Games	TOG%	Pts Per Min	Ave.	1	2	3
O'Keefe, Ryan	FWD / MID	\$438,300	\$12,900	3	86%	1.07	115	123	130	91
McGlynn, Ben	MID	\$385,900	\$12,400	3	87%	0.94	102	29	134	142
Malceski, Nick	DEF	\$288,600	\$45,800	3	85%	0.96	101	106	78	119
Goodes, Adam	FWD / MID	\$426,400	-\$8,400	3	96%	0.82	97	86	100	106
Grundy, Heath	DEF / FWD	\$316,500	\$29,100	3	93%	0.84	96	65	110	114
McVeigh, Jarrad	MID	\$363,000	\$7,800	3	89%	0.85	93	108	72	99
Bolton, Jude	MID	\$400,400	-\$13,800	3	78%	0.90	87	94	53	115
Kennedy, Josh P.	MID	\$324,600	\$9,100	3	72%	0.95	85	61	92	101
Kennelly, Tadhg	DEF	\$241,000	\$36,300	3	90%	0.75	83	108	59	82
Seaby, Mark	RUC	\$253,600	\$26,900	3	65%	1.00	80	82	127	30
Jack, Kieren	MID	\$282,400	\$10,000	3	85%	0.71	75	81	73	71
Hannebery, Daniel	MID	\$202,100	\$0	2	76%	0.77	72		84	59
Moore, Jarred	FWD	\$248,100	\$15,800	3	83%	0.69	71	70	69	73
Shaw, Rhyce	DEF	\$355,600	-\$22,900	3	83%	0.68	70	64	61	86
Kirk, Brett	MID	\$360,100	-\$24,800	3	80%	0.71	70	74	65	71
Mumford, Shane	RUC	\$251,100	\$8,200	3	54%	1.00	66	66	55	78
Roberts-Thomson, Lewis	DEF	\$277,200	-\$7,800	3	91%	0.55	62	35	64	86
Mattner, Martin	DEF	\$296,300	-\$20,900	3	90%	0.52	57	39	55	78
Jetta, Lewis	MID	\$139,900	\$34,400	3	70%	0.66	57	52	64	56
Bradshaw, Daniel	FWD	\$291,100	-\$19,000	3	88%	0.53	57	51	41	80
Richards, Ted	DEF	\$296,900	\$0	1	75%	0.54	52	52		
Bolton, Craig	DEF	\$253,500	-\$19,400	3	82%	0.47	48	49	36	59
White, Jesse	RUC	\$205,400	-\$9,700	3	87%	0.40	43	37	53	39



Best AFL Fantasy Footy guide around

2010 AFL PROSPECTUS

Available at Target. and all good book stores



WEST COAST EAGLES

FREAKO SAYS:


AFL DREAM TEAM AVERAGE

As expected, Dean Cox had the biggest price drop of any player this week, going down by \$61,900. You only have another round or two before his price drops even further, so make sure you don't miss the boat, trade him out!

1553
(Ranked 12th)

West Coast AFL Dream Team Points ////

Player	Pos	Price	Change	Games	TOG%	Pts Per Min	Ave.	1	2	3
Rosa, Matt	MID	\$346,500	\$0	1	83%	1.19	120			120
Selwood, Adam	MID	\$398,400	\$11,900	3	85%	0.97	104	108	130	75
Ebert, Brad	MID	\$343,000	\$26,100	3	84%	0.95	101	95	96	111
Embley, Andrew	MID	\$389,600	\$6,700	3	90%	0.86	99	83	102	111
Priddis, Matt	MID	\$416,300	-\$5,700	3	83%	0.92	97	95	79	116
Lynch, Quinten	FWD	\$386,100	\$0	1	99%	0.72	88	88		
Butler, Sam	MID	\$264,200	\$0	2	84%	0.78	85	113	56	
McGinnity, Patrick	MID	\$229,900	\$0	2	78%	0.78	79	76	82	
Hurn, Shannon	DEF	\$312,400	\$0	2	86%	0.68	76	80	72	
Waters, Beau	DEF	\$192,200	\$39,400	3	78%	0.74	73	72	84	64
Naitanui, Nick	RUC	\$249,600	\$17,200	3	79%	0.72	72	54	100	62
Kennedy, Josh J.	FWD	\$316,100	-\$7,400	3	92%	0.61	71	78	73	63
Hansen, Ashley	FWD	\$251,400	\$0	1	84%	0.67	68			68
Jones, Brett	DEF	\$221,800	\$19,200	3	89%	0.59	67	53	60	87
Schofield, Will	DEF	\$153,800	\$0	1	93%	0.58	66			66
Masten, Chris	MID	\$288,200	-\$5,700	3	79%	0.65	66	51	71	75
Selwood, Scott	DEF	\$251,400	\$0	2	82%	0.62	66		68	63
Shuey, Luke	MID	\$140,100	\$45,600	3	75%	0.68	65	85	64	46
Kerr, Daniel	MID	\$270,500	-\$1,100	3	89%	0.58	65	77	62	55
LeCras, Mark	FWD	\$330,000	\$0	2	81%	0.63	63	58		67
Brown, Mitchell	DEF	\$250,700	\$2,100	3	89%	0.55	62	54	72	60
Dalziel, Bradd	MID	\$332,200	\$0	1	84%	0.60	61			61
Cox, Dean	RUC	\$409,600	-\$61,900	3	66%	0.68	57	52	45	73
Mackenzie, Eric	DEF	\$198,000	\$0	2	98%	0.43	54	46	62	
Swift, Tom	MID	\$272,000	-\$29,400	3	59%	0.61	46	32	65	40
Nicoski, Mark	DEF	\$216,700	\$0	2	51%	0.68	45	69	21	
Spangher, Matt	DEF	\$238,500	\$0	2	86%	0.38	43		35	50
Glass, Darren	DEF	\$179,200	-\$10,300	3	96%	0.30	36	24	31	54



Best AFL Fantasy Footy guide around
2010 AFL PROSPECTUS

Available at Target. and all good book stores



WESTERN BULLDOGS

FREAKO SAYS:

AFL DREAM TEAM AVERAGE

Ryan Hargrave had the second biggest price drop of any player this week, dropping by \$61,300. He's had a shocking start to the year, but I wouldn't jump off yet. Make sure you stick with him.

1673
(Ranked 4th)

W. Bulldogs AFL Dream Team Points

Player	Pos	Price	Change	Games	TOG%	Pts Per Min	Ave.	1	2	3
Boyd, Matthew	MID	\$476,700	\$20,300	3	92%	1.13	129	128	105	154
Cross, Daniel	MID	\$423,400	\$2,500	3	88%	0.95	104	107	100	105
Higgins, Shaun	FWD / MID	\$397,300	\$8,300	3	79%	1.03	102	85	114	106
Gilbee, Lindsay	DEF / MID	\$371,900	\$11,000	3	86%	0.91	97	65	130	97
Cooney, Adam	MID	\$397,700	\$900	3	84%	0.93	97	82	115	93
Griffen, Ryan	MID	\$379,600	\$7,300	3	80%	0.97	97	72	92	126
Murphy, Robert	FWD	\$357,600	\$6,800	3	87%	0.84	91	111	93	69
Lake, Brian	DEF	\$358,100	\$1,200	3	92%	0.77	87	55	96	111
Harbrow, Jarrod	DEF	\$335,000	\$2,600	3	89%	0.75	83	74	74	100
Hahn, Mitch	FWD	\$314,600	\$5,400	3	85%	0.76	80	63	123	53
Giansiracusa, Daniel	FWD	\$360,400	-\$18,100	3	84%	0.72	75	63	89	72
Hill, Josh	FWD	\$327,100	-\$6,400	3	87%	0.69	75	73	71	80
Moles, Brodie	MID	\$83,800	\$0	2	74%	0.81	73		82	63
Hall, Barry	FWD	\$285,600	\$4,400	3	90%	0.65	72	55	52	109
Everitt, Andrejs	DEF	\$244,100	\$6,800	3	80%	0.64	64	54	70	67
Akermanis, Jason	FWD	\$371,900	-\$41,300	3	70%	0.71	62	63	83	39
Minson, Will	RUC	\$284,600	-\$11,400	3	74%	0.66	61	70	49	64
Hudson, Ben	RUC	\$266,600	-\$6,900	3	71%	0.68	60	52	64	63
Johnson, Brad	FWD	\$431,400	\$0	1	65%	0.69	59	59		
Williams, Tom	DEF	\$184,000	\$4,200	3	80%	0.48	47	50	54	38
Morris, Dale	DEF	\$227,100	\$0	2	97%	0.39	46		59	32
Hargrave, Ryan	DEF	\$348,200	-\$61,300	3	59%	0.58	42	49	69	9
Picken, Liam	MID	\$228,100	-\$20,200	3	88%	0.38	41	38	42	44
Addison, Dylan	MID	\$209,400	\$0	1	70%	0.35	32	32		



Best AFL Fantasy Footy guide around

2010 AFL PROSPECTUS

Available at  Target. and all good book stores

