



CHAMPION/DATA/ISSUE 19

Hi and welcome to the 19th edition of the Fantasy Freako's rave for 2010. Hopefully you're still alive after week one of the finals, but in the event that you're out, then there's always next season. It was an interesting round last week, with the injury to Aaron Sandilands and the late withdrawal of Beau Waters causing havoc for coaches. Waters should be back this week, but the prognosis isn't as rosy for Sandilands, as a foot injury could potentially end his season. As always, choose your captain carefully and best of luck for the upcoming round.

GOODES AS GOOD AS SWAN

As I said a few weeks ago, the form of Adam Goodes since Round 15 has been just as good as Dane Swan's. Since he was moved into the midfield against North Melbourne, the turnaround has been remarkable, scoring at least 115 points in each of his past five games, to average 126 per match. He averaged 18 disposals, seven marks and two goals per game in between Rounds 1-14, but since Round 15 his numbers have sky rocketed, averaging 26 disposals, nine marks and three goals per game.

Instead of spending the entire game in attack, he has had a good blend of game time between the forward line and the midfield of late, winning 36% of his disposals in the forward 50 from Rounds 1-14, while this percentage has dropped over the past five rounds to 31%. He's winning more of the ball in the defensive 50 as a result, but his scoreboard impact hasn't been affected which is the most important thing.

Leading players since Round 15

	Player	Club	Position	K	H	M	T	G	B	DT
1	Dane Swan	COLL	Mid	22	13	5	4	1	1	131
2	Adam Goodes	SYD	Fwd/Mid	18	9	9	4	3	2	126
3	Matthew Boyd	WB	Mid	19	14	6	4	1	0	124
4	Joel Selwood	GEE	Mid	15	17	5	6	0	1	118
5	Colin Sylvia	MEL	Fwd/Mid	17	10	7	5	1	0	116
6	Daniel Cross	WB	Mid	11	17	7	6	0	0	114
7	Lenny Hayes	STK	Mid	14	17	5	5	0	0	113
8	Alan Didak	COLL	Fwd/Mid	17	13	6	3	2	1	113
9	Brian Lake	WB	Def	16	8	12	2	1	0	112
10	Brent Harvey	NM	Fwd/Mid	18	11	5	4	1	1	112
11	Scott Pendlebury	COLL	Mid	14	15	4	6	0	1	111
12	Scott Thompson	AC	Mid	17	10	5	6	1	0	110
13	Gary Ablett	GEE	Mid	14	12	5	4	2	1	110
14	Andrew Swallow	NM	Mid	10	12	3	10	1	1	109
15	Leigh Montagna	SK	Mid	17	13	3	5	1	1	108

ROUND 20 CAPTAINS

As we head towards the business end of the season, each week I will provide you with the leading captain options for the round, which will include their last three games against that week's opponent (1 being their most recent game).

As we look at the below table, Nick Riewoldt looks to be the best option for captain this week with an average of 127 points from his past three games against North Melbourne. He's coming off a dominant display against Port Adelaide last week, where he booted four goals and scored 122 points. One player that isn't mentioned below is Paul Chapman, as he has really struggled against the Western Bulldogs in recent times, failing to top 100 points in each of his past four games. The last time these sides met at Etihad Stadium in Round 21 last season, he finished the match on the interchange bench with a finger injury, with only 47 points to his name.

Last three games against this week's opponent

	Player	Club	Opp	Venue	1	2	3	Avg
1	Nick Riewoldt	STK	NM	ES	147	114	120	127
2	Gary Ablett	GEE	WB	ES	103	125	116	115
3	Leigh Montagna	STK	NM	ES	134	106	100	113
4	Adam Goodes	SYD	FRE	SUB	102	115	116	111
5	Dane Swan	COLL	ESS	MCG	83	107	141	110
6	Sam Mitchell	HAW	MEL	MCG	112	117	97	109
7	Lenny Hayes	STK	NM	ES	75	114	108	99
8	Matthew Boyd	WB	GEE	ES	81	120	93	98
9	Brendon Goddard	STK	NM	ES	137	112	46	98
10	Alan Didak	COLL	ESS	MCG	106	121	52	93

ADELAIDE CROWS

FREAKO SAYS:


Brad Symes has demonstrated this year that he has the potential to become an elite Dream Teamer. With five scores over 80 points from his eight games, he has really turned it on over the past two rounds, returning scores of 111 and 120 points.

AFL DREAM TEAM AVERAGE

1565
(Ranked 8th)

Adelaide AFL Dream Team Points

Player	Pos	Price	Change	Games	TOG%	Pts Per Min	Ave.	Last 4	15	16	17	18	BE
Thompson, Scott	MID	\$422,000	-\$8,200	18	82%	0.95	96	115	97	112	122	127	66
Goodwin, Simon	DEF	\$401,700	\$8,100	16	88%	0.85	92	106	106				75
Edwards, Tyson	MID	\$369,200	-\$55,900	10	85%	0.89	91						95
Vince, Bernie	MID	\$379,600	-\$61,800	15	81%	0.93	91	106	127	70	120	105	59
Symes, Brad	DEF	\$340,400	-\$10,400	8	81%	0.91	91	88	50	69	111	120	23
Johncock, Graham	DEF	\$337,300	-\$20,800	12	87%	0.81	87	90	97	60		114	78
Douglas, Richard	FWD	\$341,000	\$52,000	19	82%	0.85	85	78	73	71	89	79	87
Knights, Chris	FWD	\$356,100	-\$15,900	4	83%	0.85	83	91				91	109
Reilly, Brent	MID	\$307,100	-\$21,200	19	83%	0.80	81	78	63	74	89	84	56
van Berlo, Nathan	MID	\$311,100	-\$32,000	16	89%	0.74	80	76	98	71	60	76	96
Bock, Nathan	DEF	\$324,000	-\$62,400	12	88%	0.74	79	89		59	83	124	35
Doughty, Michael	DEF / MID	\$320,700	-\$61,600	19	89%	0.68	74	83	71	79	97	85	58
Burton, Brett	FWD	\$282,500	\$53,100	6	80%	0.76	74						98
Stevens, Scott	DEF / FWD	\$319,400	\$44,800	15	88%	0.67	73	88	94	69	96	91	52
Schmidt, Chris	DEF	\$266,500	\$172,000	10	79%	0.76	72	73			58	88	53
Henderson, Ricky	FWD / DEF	\$286,600	\$192,100	9	77%	0.74	70	73	84	91	57	61	96
Porpyzia, Jason	FWD	\$291,500	-\$41,400	16	87%	0.64	68	80		57	93	90	35
McLeod, Andrew	DEF	\$261,400	-\$75,900	12	82%	0.69	68	54	54				98
Dangerfield, Patrick	FWD / MID	\$273,100	\$41,100	16	81%	0.67	67	62	61	64	61		79
Mackay, David	MID	\$261,900	-\$58,900	13	79%	0.69	66	71	65	71	75	74	47
Sloane, Rory	MID	\$261,400	\$85,600	11	75%	0.70	65	68	62	59	75	74	46
Armstrong, Tony	MID	\$215,800	\$121,300	9	71%	0.71	63	30		30			98
Walker, Taylor	FWD	\$248,300	\$27,300	16	86%	0.59	62	59	79	67	57	32	97
Tippett, Kurt	FWD / RUC	\$234,100	-\$85,300	19	89%	0.55	60	43	30	38	55	50	70
Martin, Brodie	MID	\$188,500	\$0	1	71%	0.71	60	60				60	
Rutten, Ben	DEF	\$217,600	-\$46,200	19	100%	0.49	60	48	59	58	42	33	88
Jaensch, Matthew	FWD	\$208,900	\$131,100	9	78%	0.61	58	49	62	53	32		71
Maric, Ivan	RUC	\$181,200	-\$59,200	18	70%	0.67	57	42	50	44	35	39	61
Cook, Myke	MID	\$206,500	\$8,800	9	74%	0.58	52						55
Davis, Phil	DEF / FWD	\$182,900	\$88,400	12	79%	0.53	51	55	55				38
Petrenko, Jared	DEF	\$188,300	-\$6,500	12	80%	0.52	51						33
Griffin, Jonathon	RUC	\$189,200	-\$21,700	11	56%	0.71	49	45	41	31	69	37	35
Gunston, Jack	FWD	\$89,500	\$0	2	62%	0.52	40	43			43		-12
Young, Will	DEF	\$94,500	\$0	1	83%	0.36	36						
Hentschel, Trent	FWD	\$217,900	-\$26,400	3	59%	0.49	35						100
Sellar, James	RUC	\$163,600	\$0	1	27%	0.73	24						



Best AFL Fantasy Footy guide around

2010 AFL PROSPECTUS

Available at  Target. and all good book stores



BRISBANE LIONS

FREAKO SAYS:

AFL DREAM TEAM AVERAGE

It was great to see Jonathan Brown get amongst the points last week, scoring five goals and 107 against the Eagles. With Brendan Fevola out for the rest of the year, he should return some decent scores in the last three games of the year.

1554
(Ranked 10th)

Brisbane Lions AFL Dream Team Points

Player	Pos	Price	Change	Games	TOG%	Pts Per Min	Ave.	Last 4	15	16	17	18	BE
Rischitelli, Michael	MID	\$403,500	\$93,900	19	80%	1.00	98	104	94	103	102	116	83
Black, Simon	MID	\$419,200	\$21,600	15	77%	1.00	93	91			99	83	131
Johnstone, Travis	MID	\$346,800	\$18,800	14	87%	0.82	86	52	52				122
Power, Luke	MID	\$330,400	-\$90,400	18	89%	0.80	86	80	96	112	44	66	137
Brennan, Jared	FWD / MID	\$340,000	-\$33,000	15	81%	0.88	86	94	102	87	79	107	68
Rockliff, Tom	FWD	\$360,300	\$259,200	16	78%	0.89	85	84	76	87	107	67	95
Brown, Jonathan	FWD	\$295,300	-\$120,500	15	97%	0.71	83	72	48	83	51	107	63
Redden, Jack	MID	\$358,500	\$92,600	19	81%	0.81	80	87	71	109	70	96	102
Clark, Mitch	RUC	\$315,000	-\$99,800	16	75%	0.84	76	84	71	58	118	90	27
Leuenberger, Matthew	RUC	\$322,100	\$120,000	19	70%	0.89	76	83	83	91	74	82	85
Rich, Daniel	MID	\$265,100	-\$74,000	19	81%	0.74	73	58	76	35	65	56	77
Drummond, Josh	DEF	\$307,300	-\$26,200	7	80%	0.74	73						135
Staker, Brent	FWD / MID	\$296,200	\$61,100	19	91%	0.66	73	73	51	61	84	97	40
Stiller, Cheynee	MID	\$291,400	\$6,000	6	81%	0.72	71	71			66	76	76
Sherman, Justin	MID	\$236,500	-\$142,200	15	88%	0.66	71	67	33		100		44
Maguire, Matt	DEF	\$257,800	\$156,100	13	84%	0.68	70	52	50	63		44	86
McGrath, Ashley	DEF	\$248,300	-\$60,500	15	86%	0.65	68	64	43		54	95	37
Hawksley, James	DEF	\$257,400	\$57,900	11	81%	0.66	65	41		41			91
Harwood, Ryan	MID	\$133,200	\$43,700	3	64%	0.84	63	63		54	82	54	-36
Raines, Andrew	DEF	\$234,300	\$16,100	10	83%	0.61	62						49
Hanley, Pearce	DEF	\$208,000	\$89,400	6	80%	0.63	60	63	62	50	66	72	17
Selwood, Troy	MID	\$230,800	\$16,400	4	75%	0.66	60						89
Proud, Albert	MID	\$244,700	\$20,900	5	80%	0.63	60	66		82	83	32	68
Banfield, Todd	MID	\$186,600	\$92,100	19	81%	0.61	59	37	21	59	30	39	70
Buchanan, Amon	FWD	\$255,200	-\$13,200	12	65%	0.74	58	52	54	49			88
Adcock, Jed	DEF	\$282,000	-\$89,400	6	70%	0.66	57	71				71	49
Polkinghorne, James	FWD	\$192,300	-\$42,300	12	82%	0.56	56	48	52	44			48
Fevola, Brendan	FWD	\$170,000	-\$223,300	17	94%	0.49	56	21	14	41	8		78
Cornelius, Aaron	FWD	\$200,100	\$34,900	5	71%	0.63	53	33		51		15	84
Merrett, Daniel	DEF	\$216,200	\$16,900	13	90%	0.46	50	59	38	64	50	85	27
Patfull, Joel	DEF	\$184,900	-\$39,400	18	90%	0.46	50	50	54	28	28	89	21
Collier, Tom	DEF	\$178,700	-\$5,100	7	81%	0.49	48	26	26				59
Sheldon, Sam	MID	\$192,100	-\$4,900	5	81%	0.46	44						73
O'Brien, Jesse	DEF / FWD	\$89,500	\$0	1	69%	0.42	35						
Austin, Matt	DEF / MID	\$170,600	-\$13,200	3	76%	0.35	34						57
Clarke, Xavier	DEF / MID	\$168,500	\$0	1	14%	0.94	15	15			15		



Best AFL Fantasy Footy guide around

2010 AFL PROSPECTUS

Available at Target. and all good book stores



CARLTON

FREAKO SAYS:

AFL DREAM TEAM AVERAGE

Brett Ratten has ruined Bryce Gibbs this season. He is adamant on playing him across half-back, which has killed his scores over the past two weeks, managing 67 and 53 points respectively. Avoid him at this stage.

**1626
(Ranked 5th)**

Carlton AFL Dream Team Points

Player	Pos	Price	Change	Games	TOG%	Pts Per Min	Ave.	Last 4	15	16	17	18	BE
Simpson, Kade	MID	\$403,200	\$11,300	19	85%	1.00	104	103	77	125	115	94	92
Judd, Chris	MID	\$372,200	-\$42,400	16	81%	1.03	102	89	106	97	51	102	125
Murphy, Marc	MID	\$381,100	-\$69,100	18	83%	0.98	99	97	110	106	67	103	115
Gibbs, Bryce	MID	\$375,700	-\$94,300	19	90%	0.88	97	82	112	97	67	53	161
Scotland, Heath	DEF	\$356,200	-\$23,100	19	85%	0.91	95	88	102	114	66	71	129
Waite, Jarrad	DEF / FWD	\$348,300	\$4,700	12	89%	0.81	89	82	95	90	47	94	119
Grigg, Shaun	MID	\$337,100	\$59,000	5	76%	0.92	86	95	78	108	105	88	59
Carrazzo, Andrew	DEF / MID	\$291,700	-\$82,400	19	84%	0.83	85	69	71	78	49	79	90
Russell, Jordan	DEF	\$306,900	-\$17,600	19	91%	0.76	85	71	102	70	69	44	116
Walker, Andrew	MID	\$306,300	-\$11,800	14	90%	0.72	79	61	64	68	51		110
Kreuzer, Matthew	RUC	\$298,900	-\$31,600	13	64%	0.97	76						146
Betts, Eddie	FWD	\$267,800	-\$6,500	19	87%	0.71	76	60	65	84	39	53	108
Houlihan, Ryan	FWD	\$289,800	-\$27,500	13	84%	0.73	75						91
Johnson, Chris	DEF	\$261,300	-\$1,500	5	67%	0.86	72	87		95	79		21
McLean, Brock	MID	\$292,700	-\$75,200	6	65%	0.90	71						75
Garlett, Jefferey	FWD	\$278,200	\$39,900	16	82%	0.69	70	71	73	76	31	105	72
Jacobs, Sam	RUC	\$281,600	\$85,000	11	66%	0.84	68	64	64				67
Thornton, Bret	DEF	\$267,500	-\$82,900	12	92%	0.61	68						92
Bower, Paul	DEF	\$236,100	-\$77,000	8	86%	0.64	68	50	41	55	39	66	71
Robinson, Mitch	MID	\$250,000	-\$7,900	12	75%	0.74	68	57	50			64	73
Ellard, David	FWD	\$141,500	\$47,000	3	78%	0.70	68	68		64	51	88	-33
Hadley, Richard	MID	\$295,400	-\$22,600	5	74%	0.75	68	79				79	66
White, Simon	DEF	\$220,400	\$142,600	6	74%	0.73	66						62
Anderson, Joe	DEF	\$226,700	\$33,400	5	81%	0.63	62						36
Yarran, Chris	FWD	\$226,400	\$11,800	15	78%	0.63	60	52	46	66	44		59
Henderson, Lachie	DEF / FWD	\$225,900	-\$100	15	87%	0.54	57	50	21	74	40	63	66
Armfield, Dennis	DEF	\$200,400	-\$19,000	15	81%	0.56	55	34	41	20		42	88
Lucas, Kane	MID	\$179,900	\$66,400	8	57%	0.78	55	7	7				65
Warnock, Robert	RUC	\$197,300	\$95,500	8	60%	0.75	55	61		50	72	61	14
Browne, Steven	DEF	\$246,100	-\$10,900	3	81%	0.55	54						84
Hampson, Shaun	RUC	\$224,900	-\$9,900	6	66%	0.67	54	59	61	46	60	68	40
O'hAilpin, Setanta	DEF / FWD	\$175,100	-\$30,000	14	89%	0.50	54						52
Joseph, Aaron	MID	\$220,300	-\$5,400	19	85%	0.49	51	53	56	51	61	44	60
Fisher, Brad	FWD	\$263,300	\$0	1	82%	0.50	49	49			49		
Jamison, Michael	DEF	\$166,700	\$2,400	19	94%	0.36	41	36	23	65	37	20	68
Davies, Marcus	DEF	\$89,500	\$0	1	72%	0.31	28	28					28



Best AFL Fantasy Footy guide around

2010 AFL PROSPECTUS

Available at Target. and all good book stores



COLLINGWOOD

FREAKO SAYS:


Dale Thomas has been one of the big improvers at Collingwood this season, averaging 96 points per match, which is 20 more per game than in 2009. He never gets tagged and is spending more time in the midfield than ever before, making him a pretty good forward upgrade if you ask me.

AFL DREAM TEAM AVERAGE

1655
(Ranked 4th)

Collingwood AFL Dream Team Points

Player	Pos	Price	Change	Games	TOG%	Pts Per Min	Ave.	Last 4	15	16	17	18	BE
Swan, Dane	MID	\$521,800	-\$1,700	19	80%	1.28	124	128	138	133	114	127	149
Pendlebury, Scott	MID	\$449,100	-\$5,600	19	77%	1.13	106	116	119	114	129	101	106
Didak, Alan	FWD / MID	\$436,500	-\$14,800	18	78%	1.05	100	121	114	122	118	128	80
Thomas, Dale	FWD	\$376,100	\$39,800	19	81%	0.97	96	99	116	89	77	115	89
Ball, Luke	MID	\$382,500	\$16,000	18	73%	1.05	94	105	101	88	120	110	56
Beams, Dayne	MID	\$370,700	\$37,000	18	76%	0.94	87	98	95	78	129	90	58
Shaw, Heath	DEF	\$317,500	-\$47,900	16	90%	0.74	82	89	88			90	59
Wellingham, Sharrod	MID	\$301,300	\$15,100	17	73%	0.91	81	87	102	59	76	112	37
Cloke, Travis	FWD	\$319,400	-\$30,700	17	89%	0.74	80	97			108	85	46
Lockyer, Tarkyn	FWD	\$323,900	-\$85,900	10	86%	0.76	78	71	66	76			100
Jolly, Darren	RUC	\$343,500	-\$38,000	19	78%	0.82	78	77	64	90	73	81	103
Sidebottom, Steele	MID	\$285,300	\$30,700	18	77%	0.82	78	72	76	70	71	71	71
Johnson, Ben	MID	\$301,500	\$7,500	17	79%	0.77	75	79	75	95	86	59	80
Macaffer, Brent	FWD	\$319,300	\$115,400	14	85%	0.70	72	92	82	88	84	115	40
Dick, Brad	FWD	\$271,800	\$0	2	55%	1.04	68						68
O'Brien, Harry	DEF	\$259,500	-\$13,500	19	98%	0.56	66	65	60	59	76	64	54
O'Bree, Shane	MID	\$307,000	-\$54,900	6	78%	0.69	66						122
Dawes, Chris	FWD	\$231,800	-\$2,000	13	86%	0.62	65	50	20	62	68	48	57
Davis, Leon	FWD / MID	\$267,700	-\$167,700	17	82%	0.63	64	67	85	75	73	34	93
Brown, Leigh	DEF / FWD	\$307,800	\$78,000	13	80%	0.66	64	89	89	120	53	94	83
Maxwell, Nick	DEF	\$202,800	-\$129,200	15	88%	0.59	63	45		30	49	56	47
Blair, Jarryd	MID	\$182,900	\$88,400	5	69%	0.75	62	57	46	72	52		13
Medhurst, Paul	FWD	\$247,500	-\$41,700	9	79%	0.62	60						89
McCarthy, John	MID	\$202,100	\$0	1	74%	0.66	59						
Toovey, Alan	DEF	\$188,600	-\$59,600	19	95%	0.49	57	42	63	37	24	43	74
Reid, Ben	FWD	\$258,300	\$89,100	16	90%	0.52	57	60	74	87	72	5	116
Fraser, Josh	RUC	\$246,500	-\$139,300	8	59%	0.76	55						95
Anthony, John	FWD	\$241,300	-\$64,600	6	79%	0.54	52						74
Goldsack, Tyson	DEF	\$216,100	-\$500	7	84%	0.50	50	55	61	62	50	48	63
Wood, Cameron	RUC	\$252,300	-\$67,700	4	54%	0.67	45						131
Barham, Jaxson	MID	\$313,400	\$0	1	84%	0.37	36						
Brown, Nathan J.	DEF	\$136,300	-\$25,300	6	96%	0.29	34	34			34		35
Prestigiacomo, Simon	DEF	\$89,900	-\$55,100	12	95%	0.21	24	14	25	7		11	49



Best AFL Fantasy Footy guide around

2010 AFL PROSPECTUS

Available at Target. and all good book stores



ESSENDON

FREAKO SAYS:

David Hille was reported for the fourth time this season last week against Carlton. He can accept a reprimand and still play against the Magpies, but he will now have to tread a fine line with demerit points hanging over his head.

AFL DREAM TEAM AVERAGE

1601
(Ranked 6th)

Essendon AFL Dream Team Points

Player	Pos	Price	Change	Games	TOG%	Pts Per Min	Ave.	Last 4	15	16	17	18	BE
Stanton, Brent	MID	\$389,200	-\$54,400	17	81%	1.01	102	109	110	77	134	116	41
Prismall, Brent	MID	\$366,800	-\$52,800	13	77%	1.03	98	93		69	96	113	65
Watson, Jobe	MID	\$407,200	\$7,300	19	79%	0.99	97	103	83	120	123	87	94
Lovett-Murray, Nathan	DEF	\$342,700	\$12,800	12	80%	0.92	91	78	78				56
Winderlich, Jason	MID	\$391,300	-\$22,200	18	77%	0.93	89	92	100	89		87	116
Ryder, Patrick	RUC	\$316,600	-\$43,700	19	86%	0.81	86	72	59	71	90	68	79
Hille, David	RUC	\$294,900	\$57,600	13	75%	0.88	81	80			77	83	60
Howlett, Ben	MID	\$319,300	\$241,500	12	72%	0.88	79	93	99	64	114	96	29
Houli, Bachar	DEF / MID	\$301,500	\$3,800	5	80%	0.77	77	75		65	105	56	64
Hocking, Heath	MID	\$290,200	-\$28,400	19	87%	0.71	77	71	50	66	115	53	49
Reimers, Kyle	FWD	\$295,600	\$17,500	10	84%	0.71	74	78	81	93	77	61	83
Zaharakis, David	MID	\$308,900	\$26,800	19	84%	0.71	73	80	78	79	84	77	70
Monfries, Angus	FWD	\$276,700	-\$47,100	14	84%	0.70	73	71	68	79	89	47	71
Dempsey, Courtenay	DEF	\$286,500	\$20,500	17	84%	0.69	72	79	49	89	67	110	37
Dyson, Ricky	MID	\$266,800	-\$42,800	8	83%	0.69	71						90
Welsh, Andrew	MID	\$296,700	-\$77,700	11	80%	0.72	71						72
Fletcher, Dustin	DEF	\$289,600	-\$16,900	16	89%	0.64	70	73	65	91	88	46	82
Colyer, Travis	MID	\$272,500	\$183,000	9	71%	0.81	70	81	100	81	72	71	61
Davey, Alwyn	FWD	\$245,100	-\$31,900	16	81%	0.67	67	49	51	67	51	26	106
Jetta, Leroy	FWD	\$243,100	\$38,000	9	79%	0.68	67	36		36			89
Hurley, Michael	DEF / FWD	\$303,100	\$29,800	16	90%	0.60	67	82	60	75	118	76	32
Hardingham, Kyle	MID	\$143,800	\$44,300	3	91%	0.59	66	66		83	40	76	-9
Pears, Tayte	DEF	\$260,300	\$21,000	10	91%	0.58	66						50
Lonergan, Sam	MID	\$266,400	-\$8,400	14	83%	0.62	63	69	74		89	44	66
McVeigh, Mark	MID	\$248,500	-\$19,900	16	91%	0.55	62	54	41	67	79	27	80
Melksham, Jake	MID	\$230,400	\$108,900	11	70%	0.67	59	61	61				51
Slattery, Tyson	DEF	\$94,500	\$0	1	75%	0.60	57						
Myers, David	DEF	\$220,200	\$31,300	6	74%	0.63	57						106
Atkinson, Jarrod	DEF	\$226,700	-\$14,100	7	82%	0.56	56						31
Gumbleton, Scott	FWD	\$229,500	\$135,000	17	86%	0.52	56	63	72	75	41		55
Hooker, Cale	DEF	\$209,600	-\$71,900	15	84%	0.51	53	56	70	48	73	31	53
Neagle, Jay	FWD	\$207,400	\$5,300	6	86%	0.48	52	49	41	59	53	42	60
Bellchambers, Tom	RUC	\$178,800	\$25,000	5	73%	0.56	51	42	42				54
Slattery, Henry	MID	\$182,800	-\$74,200	10	81%	0.48	49						48
Williams, Mark	FWD	\$220,600	-\$43,700	4	85%	0.37	39						67
Quinn, Michael	DEF / FWD	\$246,900	\$0	1	77%	0.25	24						



Best AFL Fantasy Footy guide around

2010 AFL PROSPECTUS

Available at Target. and all good book stores



FREMANTLE

FREAKO SAYS:

The form of Matthew Pavlich and the Dockers has to be of some concern, with the skipper's last 100 plus point game being way back in Round 10. Luckily he comes up against the Swans this week, a team he has averaged 19 disposals and three goals against since 2006.

AFL DREAM TEAM AVERAGE

1517
(Ranked 14th)

Fremantle AFL Dream Team Points

Player	Pos	Price	Change	Games	TOG%	Pts Per Min	Ave.	Last 4	15	16	17	18	BE
Barlow, Michael	MID	\$454,600	\$348,800	13	78%	1.11	110						108
Sandilands, Aaron	RUC	\$362,200	-\$57,600	18	88%	0.89	98	75	83	53	89		129
Pavlich, Matthew	FWD / MID	\$339,100	-\$65,800	19	91%	0.80	91	82	79	96	98	53	102
Broughton, Greg	DEF	\$353,200	-\$32,000	12	85%	0.85	91	88	71	60	120	99	45
Duffield, Paul	DEF	\$336,600	-\$56,100	19	90%	0.79	89	85	107	54	85	93	74
Mundy, David	MID	\$367,600	\$21,700	18	77%	0.93	89	90	85		80	105	90
Bradley, Kepler	DEF / RUC	\$302,600	\$19,600	10	80%	0.80	79	78	67			88	71
Palmer, Rhys	MID	\$305,200	\$27,500	12	63%	0.95	75	72	96	61		58	109
Hasleby, Paul	MID	\$305,800	-\$52,700	18	75%	0.79	74	83	70	71	101	89	38
Johnson, Michael	DEF	\$292,500	-\$38,800	14	89%	0.63	70	79	65	84	78	87	54
Ballantyne, Hayden	FWD	\$269,700	\$31,300	18	84%	0.67	70	80	75	59	107		36
Fyfe, Nathan	FWD	\$258,500	\$169,000	14	77%	0.71	68	69	66	51	100	60	33
Hill, Stephen	MID	\$233,700	-\$21,400	19	85%	0.63	67	47	73	38	54	21	100
McPhee, Adam	FWD / DEF	\$261,200	-\$79,600	19	84%	0.62	65	57	82	57	40	50	105
McPharlin, Luke	DEF / FWD	\$226,600	-\$50,200	12	90%	0.57	64	66	65	48	69	82	18
Crowley, Ryan	MID	\$237,900	-\$4,500	16	84%	0.60	64	26	26				112
Mayne, Chris	FWD	\$233,100	\$12,300	11	84%	0.58	62						70
Robertson, Dylan	DEF	\$219,900	\$130,400	8	68%	0.73	61	62	72	29		84	51
Suban, Nick	DEF	\$269,400	\$28,500	11	71%	0.69	61	86		111	87	61	53
Hayden, Roger	DEF	\$230,500	-\$13,900	19	81%	0.59	60	55	31	80	46	64	62
Crichton, Jessie	MID	\$128,600	\$39,100	3	75%	0.64	59	59		50	64	63	-31
Silvagni, Alex	DEF	\$200,900	\$123,100	13	86%	0.55	59	53	53				27
Ibbotson, Garrick	MID	\$249,500	-\$64,300	14	84%	0.55	57	62	64	57	79	47	60
Pearce, Clancee	DEF	\$219,500	-\$27,100	5	74%	0.62	56	62		62			53
Morabito, Anthony	MID	\$208,000	\$62,500	19	73%	0.61	56	45	62	31	38	48	69
Headland, Des	FWD	\$272,700	-\$41,900	4	76%	0.56	54						103
Grover, Antoni	DEF	\$217,300	-\$50,900	9	88%	0.49	53	54		66	42	53	67
DeBoer, Matthew	MID	\$223,100	-\$19,100	15	83%	0.50	52	58	50	33	79	68	20
Schammer, Byron	MID	\$363,300	\$0	1	73%	0.51	45						
Tarrant, Chris	DEF	\$164,800	-\$59,700	13	91%	0.39	45	10			10		54
van Berlo, Jay	MID	\$171,200	-\$23,200	16	86%	0.39	42	45	43	45	46	46	36
Bollenhagen, Justin	MID	\$89,500	\$0	2	78%	0.43	42	42			45	38	-16
Dodd, Steven	DEF	\$267,400	\$0	2	80%	0.34	36						129
Ruffles, Tim	FWD	\$158,200	\$0	1	58%	0.29	20						
Clarke, Zac	RUC	\$173,100	\$0	1	60%	0.14	10						



Best AFL Fantasy Footy guide around

2010 AFL PROSPECTUS

Available at Target. and all good book stores



GEELONG CATS

FREAKO SAYS:

AFL DREAM TEAM AVERAGE

As the old saying goes, all good things must come to an end. That's exactly the case with James Podsiadly, as he's hit the wall, managing only 41 points last week against Collingwood. If you have any trades left, make trading him out a priority this week.

1760
(Ranked 1st)

Geelong Cats AFL Dream Team Points

Player	Pos	Price	Change	Games	TOG%	Pts Per Min	Ave.	Last 4	15	16	17	18	BE
Ablett, Gary	MID	\$446,100	-\$75,900	18	91%	1.07	119	111	81	126	127	108	98
Chapman, Paul	FWD / MID	\$430,400	-\$64,100	18	87%	1.08	115	101	102	115	88	100	134
Bartel, Jimmy	MID	\$398,200	-\$82,000	18	87%	1.00	106	83	72	100		78	120
Selwood, Joel	MID	\$472,700	\$19,300	19	83%	1.04	105	122	118	162	111	96	146
Johnson, Steve	FWD	\$385,400	-\$51,500	16	85%	0.91	95	100		81	144	76	68
Corey, Joel	MID	\$393,300	-\$75,300	9	78%	1.00	95	88	65	109	93	83	118
Kelly, James	DEF / MID	\$383,500	\$10,600	17	86%	0.89	94	93	101	109	113	48	126
Milburn, Darren	DEF	\$372,600	\$17,400	16	85%	0.87	91	106		108	128	81	69
Enright, Corey	DEF	\$301,200	-\$93,100	19	89%	0.82	89	73	58	59	72	102	51
Mackie, Andrew	DEF	\$340,500	-\$24,600	19	89%	0.80	86	79	92	62	84	76	94
Ling, Cameron	MID	\$350,400	-\$38,100	17	84%	0.80	82	94	91	100	90	93	79
Podsiadly, James	FWD	\$276,000	\$198,200	15	87%	0.77	81	56	63	63		41	102
Byrnes, Shannon	FWD	\$279,800	-\$95,300	18	80%	0.81	79	64	73		60	58	91
Stokes, Mathew	FWD	\$297,000	-\$25,000	12	80%	0.80	78	63	72	71	57	53	112
Varcoe, Travis	FWD	\$295,300	\$19,200	14	80%	0.76	74	78	55	96	73	89	59
Taylor, Harry	DEF	\$310,400	\$37,300	18	87%	0.68	72	91	132	81	81	68	83
Mooney, Cameron	FWD	\$259,900	-\$68,800	15	88%	0.67	72	71	68	53	96	65	33
Hawkins, Tom	FWD	\$298,900	\$2,400	12	76%	0.73	68	51			56	46	121
Duncan, Mitch	FWD / MID	\$247,100	\$157,600	8	73%	0.74	67						91
Ottens, Brad	RUC	\$252,100	\$13,100	10	65%	0.83	66	66	65	71	55	72	61
Hunt, Josh	DEF	\$285,000	\$120,900	19	84%	0.63	65	78	89	82	70	70	73
Scarlett, Matthew	DEF	\$282,600	-\$4,600	12	91%	0.56	62	81	92	65	93	74	44
Wojcinski, David	DEF	\$263,600	\$5,300	18	79%	0.64	62	69	87	86	34		77
Hunt, Taylor	DEF	\$157,600	\$63,100	4	65%	0.74	59						10
Hogan, Simon	MID	\$233,900	-\$28,400	10	71%	0.67	58	50	50				94
Lonergan, Tom	FWD	\$214,800	\$12,200	19	90%	0.49	54	57	70	62	47	47	66
Blake, Mark	RUC	\$186,000	-\$59,600	17	59%	0.66	48	26	13	39			87
Gamble, Ryan	FWD	\$234,300	\$0	2	79%	0.49	48						80
West, Trent	RUC	\$138,400	\$36,900	4	63%	0.61	46	55			55		-10
Simpson, Dawson	RUC	\$94,500	\$0	2	43%	0.78	44						-16
Djerrkura, Nathan	MID	\$193,300	\$0	1	65%	0.47	40						
Rooke, Max	FWD	\$274,000	\$0	1	74%	0.42	36						
Motlop, Steven	FWD	\$94,500	\$0	1	17%	0.65	13						



Best AFL Fantasy Footy guide around
2010 AFL PROSPECTUS

Available at Target. and all good book stores

AVAILABLE NOW!
STOCKS LIMITED
\$39.95
i.f.p.

HAWTHORN

FREAKO SAYS:

Luke Hodge has been heavily tagged over the past two weeks by Kane Cornes and Ryan O'Keefe. Expect him to get plenty of attention this week also, after he carved up the Demons in Round 1 with a season-high 142 points.

AFL DREAM TEAM AVERAGE

1528
(Ranked 12th)

Hawthorn AFL Dream Team Points

Player	Pos	Price	Change	Games	TOG%	Pts Per Min	Ave.	Last 4	15	16	17	18	BE
Hodge, Luke	DEF / MID	\$375,100	\$8,300	19	85%	0.99	103	86	126	101	57	60	163
Franklin, Lance	FWD	\$412,700	\$57,800	14	96%	0.83	98	104		117	75	121	112
Mitchell, Sam	MID	\$387,600	-\$61,600	15	88%	0.90	97	93	105	95	79	91	120
Lewis, Jordan	MID	\$308,100	-\$103,500	19	81%	0.85	85	81	145	24	64	90	76
Burgoyne, Shaun	MID	\$354,200	\$39,600	12	79%	0.85	83	92	113	99	80	76	109
Rioli, Cyril	FWD	\$350,100	\$15,200	17	82%	0.81	83	76	89	54	86		122
Sewell, Brad	MID	\$361,300	-\$84,800	15	86%	0.76	81	94	124	95	106	52	112
Birchall, Grant	DEF	\$262,400	-\$65,500	19	82%	0.76	77	60	67	47	63	63	70
Ellis, Xavier	DEF	\$286,400	-\$19,200	19	75%	0.79	73	71	108	51	92	32	90
Guerra, Brent	DEF	\$291,300	-\$22,000	19	79%	0.74	72	77	93	65	67	81	70
Roughhead, Jarryd	FWD	\$283,000	-\$38,700	19	94%	0.62	72	73	92	79	53	68	90
Kayler-Thomson, Jarrod	MID	\$133,400	\$55,600	3	69%	0.83	71						-47
Young, Clinton	MID	\$258,100	\$26,800	15	76%	0.70	66	62	87	63	60	37	96
Morton, Jarryd	FWD / MID	\$264,900	-\$26,000	5	89%	0.57	64						83
Renouf, Brent	RUC	\$268,200	\$55,500	18	69%	0.75	64	70	72	55	105	47	48
Ladson, Rick	DEF / MID	\$251,000	\$65,900	12	79%	0.64	63	58			68	47	73
Brown, Campbell	DEF	\$241,700	-\$6,700	13	88%	0.58	63	66	72	60			49
Bateman, Chance	MID	\$228,000	-\$148,100	14	78%	0.65	63	56	36	48	66	73	31
Peterson, Carl	FWD	\$229,700	\$135,200	14	70%	0.72	62	71	71				50
Moss, Garry	MID	\$253,200	-\$17,500	4	81%	0.59	60	49				49	101
Murphy, Thomas	DEF	\$237,700	-\$29,200	17	91%	0.53	60	60	58	53	61	69	48
Skipper, Wayne	RUC	\$263,500	\$167,700	11	59%	0.81	58	67	117	41	43		113
Whitecross, Brendan	DEF	\$218,300	-\$93,300	12	79%	0.59	58	41	44	55	24		84
Stratton, Benjamin	DEF	\$229,200	\$139,700	17	98%	0.48	58	58	71	56	36	67	68
Osborne, Michael	FWD / MID	\$215,100	-\$79,000	16	80%	0.58	57	47	61	57	35	33	93
Shiels, Liam	MID	\$209,200	-\$41,300	6	81%	0.53	53						64
Schoenmakers, Ryan	DEF	\$175,100	-\$6,700	11	86%	0.49	52						59
Hooper, Rhan	FWD	\$208,500	-\$28,800	4	56%	0.75	51						45
Suckling, Matt	DEF	\$176,900	\$18,700	5	74%	0.55	51	18				18	65
Gilham, Stephen	DEF	\$169,700	-\$73,700	19	96%	0.43	50	38	39	60	27	27	73
Gibson, Josh	DEF	\$190,900	-\$112,700	8	79%	0.47	47	53	46	36	55	74	14
Muston, Beau	MID	\$206,900	-\$72,400	5	81%	0.42	43						82
Stokes, Cameron	FWD	\$152,500	\$0	1	72%	0.32	28						
Taylor, Simon	RUC	\$242,400	\$0	1	55%	0.34	24	24				24	



Best AFL Fantasy Footy guide around

2010 AFL PROSPECTUS

Available at  Target. and all good book stores



MELBOURNE

FREAKO SAYS:

AFL DREAM TEAM AVERAGE

Cameron Bruce is averaging 87 points per game this season, which is his lowest return since 2005. He still looks to be pretty good value at that price though.

1586
(Ranked 7th)

Melbourne AFL Dream Team Points

Player	Pos	Price	Change	Games	TOG%	Pts Per Min	Ave.	Last 4	15	16	17	18	BE
Green, Brad	MID	\$393,600	\$13,900	19	91%	0.92	101	89	87	90	82	97	115
Sylvia, Colin	FWD / MID	\$430,500	\$11,800	13	86%	0.91	96	114	103	124	149	78	95
McDonald, James	MID	\$312,700	-\$34,900	13	77%	0.99	92	55			50	60	124
Bruce, Cameron	MID	\$338,500	-\$71,100	18	89%	0.81	87	84	57	79	108	92	53
Moloney, Brent	MID	\$322,700	-\$65,900	16	78%	0.89	84	16	16				146
Morton, Cale	MID	\$340,000	-\$46,000	8	84%	0.81	82	84	81	99	73		82
Dunn, Lynden	MID	\$317,900	-\$800	15	84%	0.81	82	74	80	62	63	89	86
Grimes, Jack	DEF	\$312,700	-\$79,600	14	85%	0.80	82						84
Davey, Aaron	MID	\$317,500	-\$70,400	19	74%	0.88	79	86	97	85	72	88	77
Trengove, Jack	MID	\$332,600	\$179,100	15	81%	0.79	78	74				74	93
Scully, Tom	MID	\$329,500	\$172,000	18	82%	0.78	77	90	89	74	108	89	49
Bate, Matthew	FWD	\$294,700	-\$53,500	14	86%	0.74	77	66	66				82
Petterd, Ricky	FWD / MID	\$309,300	-\$4,000	6	85%	0.75	77						93
McKenzie, Jordie	MID	\$304,600	\$101,900	16	72%	0.88	76	83	74	90	106	60	62
Bail, Rohan	MID	\$257,700	\$156,200	7	87%	0.71	75	73	86	63	85	57	51
Frawley, James	DEF	\$321,000	\$78,500	18	92%	0.68	75	82	74	115	66	73	101
Jamar, Mark	RUC	\$310,200	\$25,500	19	79%	0.76	73	72	37	90	112	47	73
Macdonald, Joel	DEF	\$303,100	\$3,300	15	80%	0.74	72	84	87	71	100	79	47
Gysberts, Jordan	MID	\$160,900	\$43,400	3	64%	0.91	70						13
Hughes, Danny	FWD	\$94,500	\$0	2	76%	0.78	69						-66
Jones, Nathan	MID	\$267,000	-\$65,400	19	79%	0.72	68	79	75	54	91	95	14
Jetta, Neville	MID	\$241,300	\$7,200	6	82%	0.67	67						103
Jurrah, Liam	FWD	\$235,700	-\$24,900	5	79%	0.64	62	60	63	47	29	102	45
Rivers, Jared	DEF	\$261,500	\$35,200	15	89%	0.56	60	73	76	55	103	56	36
Maric, Addam	FWD	\$229,200	\$0	1	79%	0.60	60	60		60			
Garland, Colin	DEF	\$246,700	\$51,600	17	86%	0.57	59	67	86	54	70	58	56
Wonaeamirri, Austin	FWD	\$204,200	\$65,500	5	74%	0.66	59	66		73	56	69	28
Bartram, Clint	DEF	\$266,200	-\$1,500	18	83%	0.58	58	73	75	103	66	47	86
Cheney, Kyle	DEF	\$274,300	\$0	2	80%	0.56	55						95
Watts, Jack	FWD	\$231,100	\$86,100	12	80%	0.56	55	65	71	47	73	68	32
Bennell, Jamie	MID	\$199,700	-\$19,200	17	82%	0.53	52	47	56	61	38	32	79
Miller, Brad	FWD	\$217,400	-\$57,600	6	84%	0.50	51						64
Newton, Michael	FWD	\$266,500	\$0	2	74%	0.50	43						113
Warnock, Matthew	DEF	\$177,800	-\$8,600	12	93%	0.38	43						52
Johnson, Paul	RUC	\$203,400	-\$98,600	7	64%	0.55	42	47	65	42	33	49	70
Strauss, James	MID	\$94,500	\$0	2	68%	0.43	36						-1
Martin, Stefan	DEF	\$198,000	\$0	2	70%	0.41	35						78
Spencer, Jake	RUC	\$187,500	\$0	2	66%	0.37	30						80



Best AFL Fantasy Footy guide around

2010 AFL PROSPECTUS

Available at  Target. and all good book stores



NORTH MELBOURNE

FREAKO SAYS:


North Melbourne almost cracked the magical 2,000 point mark last week against Fremantle on the back of its record-breaking 491 disposal game. Brent Harvey led the way yet again, with his second score of 163 points this season.

AFL DREAM TEAM AVERAGE

1535
(Ranked 11th)

Nth. Melbourne AFL Dream Team Points

Player	Pos	Price	Change	Games	TOG%	Pts Per Min	Ave.	Last 4	15	16	17	18	BE
Swallow, Andrew	MID	\$428,200	\$33,500	19	81%	0.98	98	121	125	160	101	98	121
Harvey, Brent	FWD / MID	\$405,800	\$16,900	19	90%	0.87	96	116	99	93	107	163	33
Anthony, Liam	MID	\$380,600	-\$42,100	7	72%	1.07	95						89
Rawlings, Brady	MID	\$378,800	\$35,600	19	98%	0.76	91	101	75	104	102	123	58
Adams, Leigh	MID	\$367,400	\$96,100	13	73%	0.91	82	107	139	84	94	112	69
McIntosh, Hamish	RUC	\$342,400	-\$53,900	17	76%	0.88	81	97	85	83	91	128	37
Wells, Daniel	MID	\$306,700	\$8,400	16	84%	0.79	81	100	96			103	30
Goldstein, Todd	RUC	\$294,300	\$73,200	19	82%	0.77	77	68	68	60	59	86	75
Edwards, Aaron	FWD	\$297,700	\$13,800	11	86%	0.70	73	78	51	94	71	94	57
Grima, Nathan	DEF	\$306,300	\$12,900	14	96%	0.61	71	100	96			103	30
Hansen, Lachie	DEF / FWD	\$268,600	\$3,000	19	91%	0.62	69	69	74	74	47	82	72
Greenwood, Levi	DEF / MID	\$303,800	\$83,700	14	75%	0.75	68	84	78	112	95	50	82
Firrito, Michael	DEF / MID	\$249,800	-\$64,600	19	97%	0.57	68	66	84	50	51	80	56
Garlett, Cruize	MID	\$262,600	\$17,400	8	63%	0.87	67	97				97	85
Ziebell, Jack	FWD / MID	\$274,100	-\$11,500	14	64%	0.85	67						140
Bastinac, Ryan	MID	\$225,500	\$136,000	19	74%	0.72	65	50	34	48	40	76	52
Pratt, Daniel	DEF	\$254,500	-\$48,400	10	87%	0.62	65	86	77			95	18
McMahon, Scott	DEF	\$271,400	-\$49,400	14	88%	0.60	65	70			65	75	63
Thomas, Lindsay	FWD	\$216,800	-\$51,200	17	78%	0.65	62	33			26	40	96
Warren, Ben	FWD	\$243,900	\$9,100	13	85%	0.59	61	76	71	80			31
Harding, Leigh	MID	\$261,000	-\$94,400	9	80%	0.62	61	76		67	62	100	33
Urquhart, Gavin	DEF	\$242,900	-\$51,700	8	80%	0.60	59	72	89	54			38
Jones, Corey	FWD	\$300,100	\$0	1	92%	0.52	59						
Thompson, Scott D.	DEF	\$248,600	-\$30,000	19	97%	0.49	58	70	74	65	61	78	47
Wright, Sam	FWD	\$244,500	\$45,700	17	77%	0.61	58	68	22		109	74	0
Lower, Ed	MID	\$227,000	\$11,700	8	63%	0.75	57	54	67	53	43		74
White, Marcus	MID	\$94,500	\$0	1	71%	0.64	57	57			57		
O'Keefe, Nathan	FWD	\$94,500	\$0	2	81%	0.57	57						-42
Cunnington, Ben	MID	\$226,200	\$84,700	15	72%	0.63	55	60	85	39	65	51	53
Speight, Benjamin	MID	\$94,500	\$0	2	72%	0.57	52	52		45	58		-32
Campbell, Matt	FWD	\$201,700	-\$21,700	11	77%	0.54	51	62	85	39			27
Petrie, Drew	FWD / RUC	\$381,700	\$0	2	76%	0.54	51						184
Smith, Josh	FWD	\$221,100	-\$20,600	4	92%	0.44	50	38		25	51		89
Ross, Ben	MID	\$265,800	\$0	2	71%	0.55	49						101
MacMillan, Jamie	MID	\$117,900	\$28,400	3	75%	0.53	49	49		50	32	65	-9
Hale, David	FWD	\$157,700	-\$78,200	11	77%	0.48	46	24		24			85
Tarrant, Robbie	FWD	\$94,500	\$0	2	83%	0.29	30	19	19				12



Best AFL Fantasy Footy guide around

2010 AFL PROSPECTUS

Available at Target. and all good book stores



PORT ADELAIDE

FREAKO SAYS:

After a shellacking at the hands of St Kilda last week, Port Adelaide could turn things around pretty quickly with a home game against bottom placed West Coast. I wouldn't put my hard earned on it though.

AFL DREAM TEAM AVERAGE

1496
(Ranked 15th)

Port Adelaide AFL Dream Team Points

Player	Pos	Price	Change	Games	TOG%	Pts Per Min	Ave.	Last 4	15	16	17	18	BE
Cornes, Kane	MID	\$390,700	-\$27,700	19	93%	0.87	100	100	140	101	79	79	134
Boak, Travis	MID	\$350,100	-\$46,800	17	77%	0.95	91	81		93	74	77	111
Cassisi, Domenic	MID	\$375,500	-\$36,500	19	80%	0.88	87	99	92	124	95	83	103
Hartlett, Hamish	MID	\$293,700	\$5,300	4	62%	1.07	79						37
Pearce, Danyle	MID	\$305,400	-\$32,100	19	84%	0.75	79	74	92	85	91	29	108
Chaplin, Troy	DEF	\$316,400	\$4,400	17	97%	0.64	77	89	84	115	52	103	81
Davenport, Jason	MID	\$273,300	-\$80,000	12	82%	0.71	73	53	53				91
Logan, Tom	MID	\$313,700	\$61,800	16	84%	0.70	73	73	65	75		80	79
Salopek, Steven	MID	\$269,600	-\$103,600	15	78%	0.74	72	60	60				59
Brogan, Dean	RUC	\$299,800	-\$16,100	17	80%	0.72	71	77	60	89	91	68	65
Rodan, David	MID	\$280,000	-\$25,500	16	76%	0.76	71	55	43	74	72	31	106
Westhoff, Justin	FWD	\$276,400	-\$7,200	16	85%	0.66	70	68	56	82	96	37	74
Ebert, Brett	FWD	\$279,300	-\$4,100	18	87%	0.64	69	67	75	95	54	45	110
Thomas, Matt	MID	\$270,500	-\$12,500	17	77%	0.72	69	63		95		30	77
Gray, Robbie	FWD	\$266,300	-\$54,900	8	77%	0.70	67	56		36	76	57	66
Carr, Josh	MID	\$242,700	-\$22,000	7	73%	0.72	64	54	24	84			73
Schulz, Jay	FWD	\$268,600	\$69,100	13	85%	0.60	64	63	51	67	105	30	66
Stewart, Paul	DEF / MID	\$260,600	\$52,200	17	82%	0.62	63	68	77	63	63		69
Cornes, Chad	DEF / MID	\$246,100	-\$137,200	14	90%	0.56	63						38
Banner, Mitchell	MID	\$234,800	\$140,300	10	72%	0.70	62	55	82	52	48	39	88
Surjan, Jacob	DEF	\$235,800	-\$15,700	13	88%	0.56	62						35
Motlop, Daniel	FWD	\$229,500	-\$68,500	9	83%	0.59	60	45	45				67
Broadbent, Matthew	DEF / MID	\$220,200	\$28,000	8	78%	0.63	60	55	68	34	68	49	48
Nash, Jay	DEF	\$224,100	\$22,000	6	83%	0.59	59	68	68				31
Krakouer, Nathan	DEF	\$243,400	-\$54,900	7	70%	0.62	56	31			29	32	121
Carlile, Alipate	DEF	\$202,300	-\$22,400	18	95%	0.46	55	36		37	42	29	80
Tredrea, Warren	FWD	\$255,200	-\$81,000	7	77%	0.56	55						115
Hitchcock, Cameron	FWD	\$201,300	\$103,500	15	80%	0.53	53	51	24	44	80	56	14
Meyer, Danny	MID	\$213,800	-\$1,500	3	88%	0.49	53	45			32	58	70
Trengove, Jackson	DEF / RUC	\$217,300	\$122,800	16	76%	0.55	52	58	48		47	80	35
Salter, Nick	FWD	\$218,700	-\$4,200	6	85%	0.49	52	45	45	64	25		74
Harding, Scott	MID	\$202,800	\$0	2	67%	0.60	49	52	52				54
Cloke, Cameron	FWD / RUC	\$279,900	\$0	1	67%	0.56	48						
Stewart, Daniel	FWD	\$160,800	\$71,300	9	79%	0.43	42	45		29	61	45	14
Moore, Andrew	DEF / FWD	\$131,900	\$6,400	4	81%	0.40	40	35		36	15	54	30
Lobbe, Matthew	FWD / RUC	\$101,600	\$7,100	3	50%	0.50	30						13



Best AFL Fantasy Footy guide around

2010 AFL PROSPECTUS

Available at  Target. and all good book stores



RICHMOND

FREAKO SAYS:

After enjoying a price rise in 12 of the first 13 weeks of the Dream Team H&A season, Dustin Martin seems to be on the decline, falling by \$37,300 over the past three rounds after three consecutive price drops. If you have any room to move this week, I wouldn't hesitate in upgrading him.

AFL DREAM TEAM AVERAGE

1423
(Ranked 16th)

Richmond AFL Dream Team Points

Player	Pos	Price	Change	Games	TOG%	Pts Per Min	Ave.	Last 4	15	16	17	18	BE
Tuck, Shane	MID	\$396,600	-\$25,700	17	88%	0.93	99	100	119	76	141	64	91
Deledio, Brett	MID	\$355,300	-\$66,900	19	91%	0.83	91	81	91	71	105	57	103
Connors, Daniel	MID	\$373,400	\$217,400	11	79%	0.95	91	95	123	79	90	89	100
Jackson, Daniel	MID	\$361,800	-\$37,300	13	83%	0.88	89	93			72	114	84
Newman, Chris	DEF	\$359,600	\$9,800	18	87%	0.81	85	85	56	76	125	83	61
Riewoldt, Jack	FWD	\$294,100	-\$33,300	19	98%	0.71	85	56	64	55	62	44	114
Cousins, Ben	MID	\$329,100	-\$23,000	14	74%	0.88	79	90	89	87	75	110	61
Foley, Nathan	MID	\$332,100	-\$42,000	4	76%	0.75	71						89
Collins, Andrew	MID	\$282,300	-\$46,800	12	80%	0.73	71	61	65	56			90
Martin, Dustin	MID	\$289,900	\$140,400	18	79%	0.74	71	69	86	44	71	74	72
Cotchin, Trent	MID	\$272,100	-\$24,100	15	82%	0.71	70	47	47				76
Graham, Angus	RUC	\$237,000	-\$14,300	12	69%	0.83	69	54	54	56	47	59	71
Edwards, Shane	FWD / MID	\$294,100	\$84,900	19	82%	0.69	69	77	70	58	106	74	40
Morton, Mitch	FWD	\$297,600	-\$46,000	9	82%	0.69	68	99		97	97	103	22
Thomson, Adam	MID	\$210,900	\$0	2	80%	0.71	68						22
Nahas, Robin	FWD	\$231,400	-\$81,700	12	86%	0.60	62	55	49	60			64
White, Matt	MID	\$241,400	-\$28,600	14	83%	0.61	62	52	25		52	78	50
Moore, Kelvin	DEF	\$249,200	\$30,000	16	91%	0.54	60	59	61		21	94	71
Webberley, Jeromey	DEF	\$210,400	\$120,900	10	74%	0.64	58	49	54	44	54	44	59
Tambling, Richard	MID	\$226,800	-\$163,400	13	80%	0.59	57	41	41				78
King, Jake	DEF	\$255,200	\$12,500	12	87%	0.54	56	73	81	69	78	62	51
Polo, Dean	DEF	\$254,300	-\$34,200	4	89%	0.52	56	62		62			91
Nason, Ben	DEF	\$171,800	\$82,300	18	81%	0.55	54	33		53	31	16	81
Simmonds, Troy	RUC	\$240,500	-\$59,100	7	70%	0.60	51						62
Hislop, Tom	MID	\$217,400	-\$3,800	3	79%	0.52	50						60
Farmer, Mitch	DEF / MID	\$204,300	\$89,300	17	78%	0.53	50	46	34	51	46	51	56
Astbury, David	FWD	\$222,000	\$132,500	15	90%	0.44	48	57	29	89	61	48	57
Rance, Alex	DEF	\$193,100	-\$34,500	8	85%	0.46	48	99		99			6
McGuane, Luke	DEF	\$190,400	-\$51,900	16	91%	0.42	47	46	70	76	26	12	104
Polak, Graham	DEF / FWD	\$158,000	\$8,600	3	65%	0.56	46						53
Dea, Matthew	FWD	\$110,800	\$21,300	3	81%	0.41	42						-12
Vickery, Tyrone	RUC	\$177,700	-\$19,500	14	61%	0.56	41	37	37				28
Thursfield, Will	DEF	\$160,000	\$36,000	13	88%	0.39	41	26	21		20	38	62
Hicks, Robbie	FWD / MID	\$107,800	\$0	2	79%	0.42	41	41			37	44	0
Browne, Andrew L.	RUC	\$109,600	\$8,100	3	51%	0.54	33	33		13	43	43	-4
Taylor, Troy	FWD	\$89,500	\$0	2	76%	0.33	32						4
Post, Jayden	DEF	\$173,600	-\$40,400	4	85%	0.30	31	22		22			74
Roberts, Relton	FWD	\$77,800	\$0	2	64%	0.36	28						2
Griffiths, Benjamin	FWD	\$87,900	-\$1,600	5	65%	0.25	20						18



Best AFL Fantasy Footy guide around

2010 AFL PROSPECTUS

Available at Target. and all good book stores



ST KILDA

FREAKO SAYS:

AFL DREAM TEAM AVERAGE

There were a total of eight St Kilda players that topped 100 points against North Melbourne in Round 2, with Nick Riewoldt leading the way with 147 points. I would strongly recommend making a Saint captain this week.

1703
(Ranked 3rd)

St. Kilda AFL Dream Team Points

Player	Pos	Price	Change	Games	TOG%	Pts Per Min	Ave.	Last 4	15	16	17	18	BE
Montagna, Leigh	MID	\$434,300	-\$74,800	19	85%	1.11	113	103	133	68	110	102	113
Goddard, Brendon	DEF / MID	\$448,800	-\$6,900	18	89%	1.05	112	108	96	109	115	112	108
Hayes, Lenny	MID	\$449,800	-\$28,700	19	77%	1.16	108	121	111	136	106	132	98
Dal Santo, Nick	MID	\$390,500	-\$66,700	18	84%	0.99	101	89		85	91	91	110
Gilbert, Sam	DEF	\$327,200	-\$64,300	19	95%	0.83	95	80	96	39	79	107	58
Riewoldt, Nick	FWD	\$355,900	-\$112,200	8	79%	0.93	90	94	71	90	91	122	53
Fisher, Sam	DEF	\$358,000	-\$15,300	17	97%	0.76	89	94	143	88	37	108	122
Ray, Farren	MID	\$350,800	-\$42,700	18	86%	0.84	87	83	52	94	95	91	76
Jones, Clinton	MID	\$353,800	\$30,100	18	86%	0.84	87	89	97	61		109	94
Schneider, Adam	FWD	\$373,900	\$25,900	19	80%	0.88	85	100	69	102	75	154	50
Gram, Jason	DEF / MID	\$325,500	-\$78,100	11	80%	0.82	80	88	67	79	139	66	38
Milne, Stephen	FWD	\$258,500	-\$68,000	19	89%	0.68	73	58	42	37	49	103	41
Peake, Brett	MID	\$281,900	\$3,400	16	78%	0.77	73	73	57	61	64	109	38
Gwilt, James	DEF / FWD	\$289,400	\$39,800	19	95%	0.64	72	70	64	80	47	88	81
Baker, Steven	DEF	\$280,600	\$17,600	13	93%	0.63	71						130
Blake, Jason	DEF	\$250,100	-\$70,500	19	95%	0.61	70	64	56	70	47	84	56
Armitage, David	MID	\$294,500	-\$26,600	7	67%	0.86	69						104
Geary, Jarryn	DEF	\$275,600	-\$39,900	16	83%	0.66	66	70	89		44	78	84
McQualter, Andrew	FWD	\$231,400	-\$52,500	18	74%	0.73	66	55	39	29		96	48
Clarke, Raphael	DEF	\$286,700	\$36,600	8	75%	0.72	64						78
Gardiner, Michael	RUC	\$265,200	-\$14,700	18	59%	0.89	63	62	50	85	56	58	84
Dempster, Sean	DEF	\$246,600	\$3,800	7	81%	0.63	61	63	35	74	72	69	43
Steven, Jack	MID	\$225,200	\$24,800	8	74%	0.67	59	43	58	46	26		96
Eddy, Robert	MID	\$229,200	-\$1,600	5	68%	0.72	58	80				80	13
McEvoy, Ben	RUC	\$255,400	\$61,300	13	60%	0.78	56	74		86	52	83	56
Koschitzke, Justin	FWD	\$216,800	-\$89,500	14	85%	0.55	56	48	55	43	63	31	68
Pattison, Adam	RUC	\$232,400	-\$6,400	4	79%	0.55	52	63	63				43
Dawson, Zac	DEF	\$187,600	-\$38,300	15	91%	0.39	43	44	60	48	23		69
King, Steven	RUC	\$190,500	-\$45,100	6	46%	0.76	43						59
Heyne, Nick	FWD	\$94,500	\$0	2	56%	0.55	38						-4
Stanley, Rhys	RUC	\$123,800	\$29,300	6	76%	0.40	36						29
Lynch, Tom	FWD	\$94,500	\$0	1	57%	0.33	23	23			23		



Best AFL Fantasy Footy guide around

2010 AFL PROSPECTUS

Available at Target. and all good book stores



SYDNEY SWANS

FREAKO SAYS:


Ryan O'Keefe has failed to score more than 97 points in any of his 11 career matches at Subiaco Oval. He could only manage 69 points when he last came up against the Dockers at the venue in Round 5 last season, suggesting that there's very little chance of a big score this week.

AFL DREAM TEAM AVERAGE

1563
(Ranked 8th)

Sydney Swans AFL Dream Team Points

Player	Pos	Price	Change	Games	TOG%	Pts Per Min	Ave.	Last 4	15	16	17	18	BE
Goodes, Adam	FWD / MID	\$446,800	\$12,000	19	97%	0.82	97	119	116	124	119	115	100
Bolton, Jude	MID	\$345,100	-\$69,100	19	83%	0.87	88	82	114	65	88	61	109
O'Keefe, Ryan	FWD / MID	\$295,600	-\$129,800	19	85%	0.85	88	71	103	23	72	85	64
Malceski, Nick	DEF	\$329,000	\$86,200	19	86%	0.83	87	73	80	86	64	60	122
Jack, Kieren	MID	\$360,100	\$87,700	19	84%	0.85	87	101	115	95	88	105	76
McGlynn, Ben	MID	\$339,600	-\$33,900	12	88%	0.80	86	83	83	87	76	84	94
Mumford, Shane	RUC	\$329,900	\$87,000	17	66%	0.99	81	84	113	50	87	86	74
McVeigh, Jarrad	MID	\$271,700	-\$83,500	19	87%	0.75	80	69	61	62	58	96	49
Grundy, Heath	DEF / FWD	\$291,900	\$4,500	19	97%	0.66	78	82	102	53	43	128	47
Hannebery, Daniel	MID	\$308,900	\$106,800	17	76%	0.84	77	74	73	85	66	72	93
Kennedy, Josh P.	MID	\$272,200	-\$43,300	19	72%	0.83	74	64	66	69	45	76	82
Kirk, Brett	MID	\$262,100	-\$122,800	19	81%	0.72	72	60	48	45	51	97	48
Shaw, Rhyce	DEF	\$241,800	-\$136,700	18	86%	0.68	72	49	82	40	31	43	107
Veszpremi, Patrick	FWD	\$204,300	\$0	1	63%	0.95	71						
Kennelly, Tadhg	DEF	\$268,100	\$63,400	16	83%	0.67	69	71	99	39	82	62	56
Bradshaw, Daniel	FWD	\$296,200	-\$13,900	8	87%	0.63	67						162
Mattner, Martin	DEF	\$279,400	-\$37,800	18	88%	0.62	67	67	85	44	74	64	71
Bevan, Paul	DEF	\$281,500	\$11,400	10	90%	0.59	66	74	101	62	55	78	77
Bird, Craig	MID	\$270,200	-\$200	4	77%	0.70	65						73
Roberts-Thomson, Lewis	DEF	\$254,200	-\$30,800	14	94%	0.54	62						8
Moore, Jarred	FWD	\$237,100	\$4,800	13	83%	0.60	61	60	75	52	69	42	66
Heath, Campbell	DEF	\$94,500	\$0	2	72%	0.68	60						-48
Seaby, Mark	RUC	\$219,700	-\$7,000	6	52%	0.92	59						107
Richards, Ted	DEF	\$240,200	-\$56,700	9	89%	0.52	57	65	69	63	56	73	50
Jetta, Lewis	MID	\$193,300	\$87,800	15	72%	0.60	53	49		50	44	52	48
Playfair, Henry	FWD	\$168,900	\$67,100	5	78%	0.56	53						58
Rohan, Gary	FWD / MID	\$195,700	\$58,200	7	78%	0.54	51						66
Dennis-Lane, Trent	FWD	\$120,000	\$30,500	3	81%	0.52	51	58				58	-19
Smith, Nick	MID	\$204,600	-\$29,100	12	80%	0.50	49	10	10				85
Pyke, Mike	RUC	\$200,900	\$72,400	13	55%	0.71	48	50	58	53	50	40	60
Barlow, Ed	MID	\$284,400	\$0	1	79%	0.46	46						
Meredith, Brett	MID	\$172,500	-\$4,500	4	68%	0.55	46	34	55	25	23		81
White, Jesse	RUC	\$194,400	-\$20,700	16	88%	0.40	43	51	70	65	39	31	75
Bolton, Craig	DEF	\$207,000	-\$65,900	5	76%	0.43	40						98
O'Dwyer, Matthew	MID	\$212,000	\$0	1	71%	0.40	34						



Best AFL Fantasy Footy guide around

2010 AFL PROSPECTUS

Available at Target. and all good book stores



WEST COAST EAGLES

FREAKO SAYS:

AFL DREAM TEAM AVERAGE

If you're looking for a trade down target in the midfield this week, then Koby Stevens did enough against the Lions to keep his place in the side with 74 points.

1523
(Ranked 13th)

West Coast AFL Dream Team Points

Player	Pos	Price	Change	Games	TOG%	Pts Per Min	Ave.	Last 4	15	16	17	18	BE
Selwood, Adam	MID	\$368,000	-\$18,500	15	80%	0.94	94	77	97	57			121
Priddis, Matt	MID	\$337,100	-\$84,900	19	88%	0.85	94	89	110	47	101	98	53
Embley, Andrew	MID	\$370,600	-\$12,300	17	85%	0.87	92	91	93	100	86	86	105
Waters, Beau	DEF	\$323,500	\$170,700	18	83%	0.85	88	81	49	83	111		48
Ebert, Brad	MID	\$322,500	\$5,600	19	79%	0.85	83	76	93	97	68	44	129
Cox, Dean	RUC	\$313,300	-\$158,200	19	72%	0.93	83	77	104	37	79	86	69
Rosa, Matt	MID	\$347,600	\$1,100	17	85%	0.78	81	85	85	99	93	61	106
Dalziell, Bradd	MID	\$344,700	\$12,500	8	77%	0.84	80						69
LeCras, Mark	FWD	\$364,700	\$34,700	18	90%	0.70	77	101	176	82	85	61	127
Butler, Sam	MID	\$274,300	\$10,100	5	81%	0.72	73						80
Kennedy, Josh J.	FWD	\$280,300	-\$43,200	19	89%	0.66	73	73	118	64	57	51	101
Hansen, Ashley	FWD	\$251,400	\$0	2	86%	0.66	71						47
Smith, Ashley	DEF	\$197,700	\$103,200	5	80%	0.70	70	68	66	52	73	81	-6
Lynch, Quinten	FWD	\$279,400	-\$106,700	13	92%	0.61	69	68	72	73	61	67	81
Selwood, Scott	DEF	\$302,200	\$50,800	17	81%	0.67	67	85	80	47	81	131	14
Swift, Tom	MID	\$278,200	-\$23,200	12	65%	0.82	67	80			85	74	49
Shuey, Luke	MID	\$140,100	\$45,600	3	75%	0.68	65						-5
Strijk, Andrew	DEF	\$226,900	\$149,100	7	80%	0.66	65	72	49	84	74	80	16
Hurn, Shannon	DEF	\$234,900	-\$77,500	13	85%	0.60	64	57	70	43			63
McKinley, Ben	FWD	\$246,600	-\$14,500	10	87%	0.60	64	40				40	97
Stevenson, Lewis	MID	\$231,700	\$137,200	10	74%	0.68	63	56	64	63	62	35	76
Naitanui, Nick	RUC	\$233,100	\$700	19	72%	0.70	62	60	52	72	60	56	58
Stevens, Koby	MID	\$89,500	\$0	2	59%	0.86	60	74				74	-53
Sheppard, Bradley	DEF	\$208,700	\$75,200	13	80%	0.60	60	47	42	22	61	64	31
Kerr, Daniel	MID	\$257,000	-\$14,600	4	77%	0.60	59						94
Hams, Ashton	DEF	\$228,200	\$150,400	9	81%	0.58	59	77	102	52			17
Jones, Brett	DEF	\$229,000	\$26,400	10	86%	0.54	58	53			66	39	66
McGinnity, Patrick	MID	\$215,200	-\$14,700	14	82%	0.55	56	64			49	78	34
Masten, Chris	MID	\$211,600	-\$82,300	11	69%	0.62	54	45	52	53	29		76
Wilkes, Beau	DEF	\$199,900	-\$500	6	87%	0.51	54						50
Spangher, Matt	DEF	\$225,000	-\$13,500	5	88%	0.48	53	74				74	30
Brown, Mitchell	DEF	\$192,000	-\$56,600	13	85%	0.48	51	44	32	45	49	49	45
Mackenzie, Eric	DEF	\$198,600	\$600	15	92%	0.44	51	44	35	70	26		52
Nicoski, Mark	DEF	\$191,600	-\$25,100	6	66%	0.56	46						55
Schofield, Will	DEF	\$145,700	-\$8,100	17	89%	0.41	45	27	30	22	22	34	53
Glass, Darren	DEF	\$173,600	-\$15,900	8	93%	0.35	41						23



Best AFL Fantasy Footy guide around

2010 AFL PROSPECTUS

Available at Target. and all good book stores



WESTERN BULLDOGS

FREAKO SAYS:

The word out of the Bulldogs is that there were several players who took a virus into last week's game against the Crows. Don't be surprised if there are a couple of them rested this week, of which Lindsay Gilbee could be one.

AFL DREAM TEAM AVERAGE

1720
(Ranked 2nd)

W. Bulldogs AFL Dream Team Points

Player	Pos	Price	Change	Games	TOG%	Pts Per Min	Ave.	Last 4	15	16	17	18	BE
Boyd, Matthew	MID	\$487,300	\$30,900	17	89%	1.08	116	119	133	117	145	82	137
Lake, Brian	DEF	\$451,500	\$94,600	19	95%	0.92	104	112	130	109	122	86	129
Cross, Daniel	MID	\$455,600	\$34,700	19	89%	0.98	104	118	141	132	118	80	142
Cooney, Adam	MID	\$367,600	-\$29,200	19	85%	0.95	96	88	92	110	73	77	125
Griffen, Ryan	MID	\$358,600	-\$13,700	18	80%	0.99	96	87	69	91	83	103	82
Giansiracusa, Daniel	FWD	\$388,600	\$10,100	19	84%	0.93	94	109	64	119	111	140	39
Gilbee, Lindsay	DEF / MID	\$340,500	-\$20,400	19	86%	0.85	88	83	106	80	106	41	107
Harbrow, Jarrod	DEF	\$360,700	\$28,300	17	88%	0.83	87	118	102	134			34
Eagleton, Nathan	MID	\$352,800	-\$100	10	76%	0.96	86	107	107			106	51
Higgins, Shaun	FWD / MID	\$313,500	-\$75,500	15	77%	0.91	84	77	79	78	73		83
Johnson, Brad	FWD	\$331,800	-\$99,600	10	77%	0.85	79	82	86	70	86	87	75
Murphy, Robert	FWD	\$314,500	-\$36,300	15	80%	0.82	78	80	75	84	82		69
Hargrave, Ryan	DEF	\$355,600	-\$53,900	16	81%	0.79	77	96	121	81	86	95	85
Hall, Barry	FWD	\$319,600	\$38,400	18	91%	0.71	77	74		73	112	36	91
Hahn, Mitch	FWD	\$298,200	-\$11,000	14	86%	0.73	75						115
Moles, Brodie	MID	\$278,200	\$194,400	10	74%	0.80	72	76	85	88	73	56	79
Hudson, Ben	RUC	\$278,600	\$5,100	19	72%	0.83	71	71	59	68	68	88	52
Grant, Jarrad	FWD	\$285,000	\$188,300	15	80%	0.74	71	73	52	109	74	57	82
Hill, Josh	FWD	\$278,000	-\$55,500	12	84%	0.69	70	50				50	96
Akermanis, Jason	FWD	\$305,100	-\$108,100	9	74%	0.78	69						125
Everitt, Andrejs	DEF	\$287,700	\$50,400	10	79%	0.73	69	78	68		85	81	49
Minson, Will	RUC	\$275,600	-\$20,400	11	74%	0.71	64						89
Picken, Liam	MID	\$282,600	\$34,300	14	87%	0.59	62	70	57	79	94	48	69
Reid, Sam	MID	\$209,200	\$0	1	61%	0.86	62						
Jones, Liam	FWD	\$94,500	\$0	2	84%	0.60	61	61			52	70	-51
Roughead, Jordan	RUC	\$209,300	\$114,800	6	65%	0.77	60	68		86	74	43	39
Ward, Callan	MID	\$266,400	-\$42,800	4	77%	0.62	57	63	65	60			74
Wood, Easton	DEF	\$196,700	\$36,300	8	77%	0.56	52	51	41	67	55	41	51
Morris, Dale	DEF	\$223,400	-\$3,700	18	97%	0.44	51	57	57	58	77	36	54
Addison, Dylan	MID	\$196,200	-\$13,200	9	75%	0.54	49						55
Williams, Tom	DEF	\$194,200	\$14,400	17	75%	0.52	47	52	40	46	80	43	22
Stack, Brennan	FWD	\$184,000	-\$4,900	8	67%	0.56	45						77



Best AFL Fantasy Footy guide around

2010 AFL PROSPECTUS

Available at  Target. and all good book stores

