

FANTASY FREAKO'S

ROUND 17 RAVE



CHAMPION/DATA/ISSUE 17

Hi and welcome to the 17th edition of the Fantasy Freako's rave for 2010. If you need a win to make the finals this week, then it might be time to take a risk. Study your opponent carefully and think outside the box. Make sure you nail your captain and most importantly make sure you don't play short. Good luck to everyone for Round 18.

IS 35 THE NEW 30?

In days gone by, if one of your midfielders topped the 30 disposal mark it was considered to be a great achievement, but with the way the game is played today, if they fall below that, then some may consider that to be a failure. So I pose the question, is 35 the new 30?

If we look at the top-15 ball-winners this year, it is no surprise than Dane Swan has racked up 35 plus disposals on seven occasions, which is the most of any player in the league and two more than the next best. Remarkably he has achieved this in six of his past seven games, with the only other time being way back in Round 7 against North Melbourne. He has averaged 139 points from these games and is in career best form and as I've said in previous weeks, if he's not currently in your side, then you better find a way to bring him in.

Next best is Matthew Boyd with five 35 plus disposal games. He is an absolute gem and like Swan, he can amass some big numbers, but what separates the two is that he actually plays a defensive role each week, yet still manages to find the ball.

At the foot of the table are both Brendon Goddard and Luke Hodge, and as good a year as they've had, they have only topped 35 disposals on only one occasion, but despite this they've been super scorers nonetheless. The only players that have failed to exceed 35 touches in a match this year have been Daniel Cross and Scott Pendlebury, with neither player having more than 33 disposals in a match.

35 plus disposals in a game this season

Round	Club	35 +	Season-high	Avg. Disp.	Avg. DT	
	Dane Swan	COLL	7	39	32.1	124
	Matthew Boyd	WB	5	38	30.7	116
	Gary Ablett	GEE	4	38 (x2)	31.9	119
	Leigh Montagna	STK	4	38	29.1	114
	Joel Selwood	GEE	4	41	28.6	105
	Adam Cooney	WB	3	36 (x3)	27.4	98
	Kane Cornes	PORT	2	39	27.6	103
	Paul Chapman	GEE	2	37	29.2	117
	Brady Rawlings	NM	2	37	26.9	89
	Lenny Hayes	STK	2	35 (x2)	26.8	107
	Jobe Watson	ESS	1	38	27.9	97
	Luke Hodge	HAW	1	39	26.9	109
	Brendon Goddard	STK	1	38	27.7	112
	Daniel Cross	WB	0	33	27.3	104
	Scott Pendlebury	COLL	0	33 (x2)	26.2	105

LAST CHANCE TO DOWNGRADE

With only one round to go before the finals, now may be your last chance to offload one of your cash cows and use the money to strengthen your side. After there were very few trade down options of late, there will be plenty to choose from this week, with no less than five debutants playing last round. The pick of the bunch was Kyle Hardingham who hit the scene with a bang against the Kangaroos, scoring four goals and 83 points.

North Melbourne blooded two youngsters last round, with Benjamin Speight being the one more likely to hold his place in the team ahead of Jamie MacMillan, considering he's a mature aged rookie. Jesse Crichton and Ryan Harwood were the other players that made their AFL debuts last round.

Bargain buys this round

Player	Club	Pos	Price	Games	Ave.	BE
Speight, Benjamin	NM	MID	\$94,500	1	45	
Moore, Andrew	RICH	DEF / FWD	\$125,500	2	45	4
Dennis-Lane, Trent	SYD	FWD	\$89,500	2	48	-28
Crichton, Jessie	FRE	MID	\$89,500	1	50	
MacMillan, Jamie	NM	MID	\$89,500	1	50	
Harwood, Ryan	BRIS	MID	\$89,500	1	54	
Strijk, Andrew	WCE	DEF	\$164,800	5	60	-10
Ellard, David	CAR	FWD	\$94,500	1	64	
Smith, Ashley	WCE	DEF	\$139,200	3	66	-14
Hardingham, Kyle	ESS	MID	\$99,500	1	83	

ADELAIDE CROWS

FREAKO SAYS:


Nathan Bock made his first appearance last week since Round 12 and looked extremely underdone. I can't see him recapturing his form of 2009, so he must be traded out this week.

AFL DREAM TEAM AVERAGE

1552
(Ranked 10th)

Adelaide AFL Dream Team Points

Player	Pos	Price	Change	Games	TOG%	Pts Per Min	Ave.	Last 4	14	15	16	17	BE
Thompson, Scott	MID	\$387,400	-\$42,800	16	82%	0.92	93	112	146	93	97	112	80
Goodwin, Simon	DEF	\$401,700	\$8,100	16	88%	0.85	92	103	85	119	106		75
Edwards, Tyson	MID	\$369,200	-\$55,900	10	85%	0.89	91						95
Vince, Bernie	MID	\$358,900	-\$82,500	13	80%	0.90	88	84	46	94	127	70	71
Douglas, Richard	FWD	\$365,200	\$76,200	17	82%	0.85	86	86	99	101	73	71	129
Johncock, Graham	DEF	\$329,100	-\$29,000	11	87%	0.79	84	72	58	72	97	60	89
Symes, Brad	DEF	\$324,500	-\$26,300	6	81%	0.82	82	74	90	87	50	69	123
van Berlo, Nathan	MID	\$332,300	-\$10,800	14	88%	0.75	82	82	100	59	98	71	79
Reilly, Brent	MID	\$299,700	-\$28,600	17	83%	0.79	80	73	72	83	63	74	87
Knights, Chris	FWD	\$359,200	-\$12,800	3	85%	0.80	80						97
Bock, Nathan	DEF	\$321,900	-\$64,500	10	87%	0.70	75	59				59	105
Burton, Brett	FWD	\$282,500	\$53,100	6	80%	0.76	74						98
Henderson, Ricky	FWD / DEF	\$283,600	\$189,100	7	77%	0.77	73	92	72	119	84	91	37
Doughty, Michael	DEF / MID	\$305,400	-\$76,900	17	90%	0.66	72	70	47	84	71	79	78
Schmidt, Chris	DEF	\$268,900	\$174,400	8	78%	0.76	72						86
Stevens, Scott	DEF / FWD	\$300,600	\$26,000	13	87%	0.65	70	78	55	92	94	69	62
McLeod, Andrew	DEF	\$261,400	-\$75,900	12	82%	0.69	68	54			54		98
Dangerfield, Patrick	FWD / MID	\$283,000	\$51,000	15	82%	0.68	67	72	81	81	61	64	86
Porpyzia, Jason	FWD	\$272,200	-\$60,700	14	87%	0.61	65	79	99	82		57	64
Mackay, David	MID	\$240,400	-\$80,400	11	78%	0.68	65	68			65	71	44
Walker, Taylor	FWD	\$261,500	\$40,500	14	85%	0.62	64	70	64	69	79	67	49
Armstrong, Tony	MID	\$215,800	\$121,300	9	71%	0.71	63	41	59	33		30	98
Sloane, Rory	MID	\$254,700	\$78,900	9	74%	0.67	62	63	65	64	62	59	69
Rutten, Ben	DEF	\$240,800	-\$23,000	17	100%	0.51	62	57	65	47	59	58	63
Jaensch, Matthew	FWD	\$214,200	\$136,400	8	78%	0.64	61	51	26	64	62	53	45
Tippett, Kurt	FWD / RUC	\$282,900	-\$36,500	17	89%	0.56	61	68	107	98	30	38	143
Maric, Ivan	RUC	\$197,400	-\$43,000	16	72%	0.69	60	49	70	31	50	44	53
Cook, Myke	MID	\$206,500	\$8,800	9	74%	0.58	52						55
Davis, Phil	DEF / FWD	\$182,900	\$88,400	12	79%	0.53	51	48	44	44	55		38
Petrenko, Jared	DEF	\$188,300	-\$6,500	12	80%	0.52	51						33
Griffin, Jonathon	RUC	\$193,800	-\$17,100	9	56%	0.69	48	42	33	63	41	31	73
Young, Will	DEF	\$94,500	\$0	1	83%	0.36	36						
Gunston, Jack	FWD	\$89,500	\$0	1	60%	0.48	36						
Hentschel, Trent	FWD	\$217,900	-\$26,400	3	59%	0.49	35						100
Sellar, James	RUC	\$163,600	\$0	1	27%	0.73	24						



Best AFL Fantasy Footy guide around

2010 AFL PROSPECTUS

Available at Target. and all good book stores



BRISBANE LIONS

FREAKO SAYS:


AFL DREAM TEAM AVERAGE

It's been a while since Jonathan Brown has pulled out a big score, actually the last time he topped the 100 point mark was against the Blues in Round 2. Hopefully the big fella has a few more big games left in him this year.

1554
(Ranked 9th)

Brisbane Lions AFL Dream Team Points

Player	Pos	Price	Change	Games	TOG%	Pts Per Min	Ave.	Last 4	14	15	16	17	BE
Rischitelli, Michael	MID	\$395,100	\$85,500	17	80%	0.99	96	101	109	97	94	103	98
Black, Simon	MID	\$397,200	-\$400	13	76%	1.00	93	128					41
Power, Luke	MID	\$347,300	-\$73,500	16	89%	0.83	90	87	47	91	96	112	52
Johnstone, Travis	MID	\$346,800	\$18,800	14	87%	0.82	86	74	85	85	52		122
Rockliff, Tom	FWD	\$368,300	\$267,200	14	77%	0.90	85			110	76	87	112
Brennan, Jared	FWD / MID	\$323,300	-\$49,700	13	80%	0.87	84	83	57	87	102	87	53
Brown, Jonathan	FWD	\$303,200	-\$112,600	13	96%	0.71	84	66				83	96
Redden, Jack	MID	\$365,600	\$99,700	17	82%	0.80	80	96	95	107	71	109	93
Leuenberger, Matthew	RUC	\$317,000	\$114,900	17	70%	0.89	75	92	121	71	83	91	63
Rich, Daniel	MID	\$306,200	-\$32,900	17	81%	0.76	75			104	76	35	118
Drummond, Josh	DEF	\$307,300	-\$26,200	7	80%	0.74	73						135
Clark, Mitch	RUC	\$291,600	-\$123,200	14	74%	0.81	72						89
Maguire, Matt	DEF	\$276,000	\$174,300	12	84%	0.70	72	57			50	63	93
Stiller, Cheynee	MID	\$291,300	\$5,900	4	76%	0.75	71						64
Staker, Brent	FWD / MID	\$297,200	\$62,100	17	91%	0.63	71						110
Sherman, Justin	MID	\$246,100	-\$132,600	14	88%	0.64	69	44	72	26	33		125
McGrath, Ashley	DEF	\$257,900	-\$50,900	13	85%	0.64	67	51		64			86
Hawksley, James	DEF	\$257,400	\$57,900	11	81%	0.66	65	41				41	91
Cornelius, Aaron	FWD	\$206,400	\$41,200	4	72%	0.73	63	62		72			31
Banfield, Todd	MID	\$210,000	\$115,500	17	81%	0.63	62	43	50	43	21	59	77
Proud, Albert	MID	\$229,800	\$6,000	3	76%	0.67	62	82					57
Raines, Andrew	DEF	\$234,300	\$16,100	10	83%	0.61	62						49
Selwood, Troy	MID	\$230,800	\$16,400	4	75%	0.66	60						89
Fevola, Brendan	FWD	\$201,900	-\$191,400	16	98%	0.50	59	45		79	14	41	96
Buchanan, Amon	FWD	\$255,200	-\$13,200	12	65%	0.74	58	62			54	49	88
Polkinghorne, James	FWD	\$192,300	-\$42,300	12	82%	0.56	56	46	52	34	52	44	48
Hanley, Pearce	DEF	\$176,900	\$58,300	4	77%	0.60	56						20
Adcock, Jed	DEF	\$283,200	-\$88,200	5	68%	0.64	54						73
Harwood, Ryan	MID	\$89,500	\$0	1	66%	0.69	54	54				54	
Patfull, Joel	DEF	\$195,600	-\$28,700	16	90%	0.44	49	47	39	66	54	28	64
Collier, Tom	DEF	\$178,700	-\$5,100	7	81%	0.49	48	33	25	49	26		59
Merrett, Daniel	DEF	\$197,700	-\$1,600	11	89%	0.43	47	54	48	65			46
Sheldon, Sam	MID	\$192,100	-\$4,900	5	81%	0.46	44	23	23				
O'Brien, Jesse	DEF / FWD	\$89,500	\$0	1	69%	0.42	35	35	35				
Austin, Matt	DEF / MID	\$170,600	-\$13,200	3	76%	0.35	34						57



Best AFL Fantasy Footy guide around

2010 AFL PROSPECTUS

Available at  Target. and all good book stores



CARLTON

FREAKO SAYS:

Heath Scotland loves playing against his former side in Collingwood. He has averaged 104 points per match against them since 2006 – ranked No.1 at the club. He had a huge game last week against West Coast, so keep him in mind if you're upgrading one of your defenders this week.

AFL DREAM TEAM AVERAGE

1652
(Ranked 4th)

Carlton AFL Dream Team Points

Player	Pos	Price	Change	Games	TOG%	Pts Per Min	Ave.	Last 4	14	15	16	17	BE
Judd, Chris	MID	\$405,800	-\$8,800	14	83%	1.05	106	104	99	115	106	97	100
Simpson, Kade	MID	\$377,100	-\$14,800	17	86%	0.99	104	96	108	74	77	125	80
Gibbs, Bryce	MID	\$423,800	-\$46,200	17	90%	0.92	102	107	102	116	112	97	108
Murphy, Marc	MID	\$391,000	-\$59,200	16	82%	1.00	100	95	69	96	110	106	76
Scotland, Heath	DEF	\$361,400	-\$17,900	17	85%	0.94	98	98	100	75	102	114	54
Waite, Jarrad	DEF / FWD	\$384,500	\$40,900	10	89%	0.85	93	93			95	90	102
Russell, Jordan	DEF	\$334,700	\$10,200	17	91%	0.79	88	81	62	90	102	70	78
Carrazzo, Andrew	DEF / MID	\$311,800	-\$62,300	17	84%	0.85	88	77	80	79	71	78	84
Walker, Andrew	MID	\$329,900	\$11,800	13	90%	0.74	82	75	78	88	64	68	115
Betts, Eddie	FWD	\$291,900	\$17,600	17	88%	0.74	80	69	103	23	65	84	69
Grigg, Shaun	MID	\$287,900	\$9,800	3	76%	0.84	79	79	52		78	108	29
Kreuzer, Matthew	RUC	\$298,900	-\$31,600	13	64%	0.97	76						146
Houlihan, Ryan	FWD	\$289,800	-\$27,500	13	84%	0.73	75	63	85	41			91
Bower, Paul	DEF	\$269,100	-\$44,000	6	86%	0.69	73	52		59	41	55	105
McLean, Brock	MID	\$292,700	-\$75,200	6	65%	0.90	71						75
Garlett, Jefferey	FWD	\$291,300	\$53,000	14	82%	0.70	70	77	78	80	73	76	69
Johnson, Chris	DEF	\$262,100	-\$700	4	64%	0.87	70	95				95	79
Robinson, Mitch	MID	\$260,500	\$2,600	11	74%	0.76	68	51	51	53	50		92
Jacobs, Sam	RUC	\$281,600	\$85,000	11	66%	0.84	68	76	86	79	64		67
Thornton, Bret	DEF	\$267,500	-\$82,900	12	92%	0.61	68	54	38	70			92
White, Simon	DEF	\$220,400	\$142,600	6	74%	0.73	66						62
Hadley, Richard	MID	\$291,900	-\$26,100	4	74%	0.72	65						67
Ellard, David	FWD	\$94,500	\$0	1	88%	0.57	64	64				64	
Anderson, Joe	DEF	\$226,700	\$33,400	5	81%	0.63	62						36
Yarran, Chris	FWD	\$233,700	\$19,100	14	78%	0.64	61	58	78	42	46	66	63
Henderson, Lachie	DEF / FWD	\$238,700	\$12,700	13	87%	0.55	58	61	80	67	21	74	83
Armfield, Dennis	DEF	\$223,800	\$4,400	14	81%	0.56	56	48	63	67	41	20	106
Lucas, Kane	MID	\$179,900	\$66,400	8	57%	0.78	55	7			7		65
Browne, Steven	DEF	\$246,100	-\$10,900	3	81%	0.55	54						84
O'hAilpin, Setanta	DEF / FWD	\$175,100	-\$30,000	14	89%	0.50	54	40	67	12			52
Joseph, Aaron	MID	\$226,200	\$500	17	85%	0.49	51	58	64	61	56	51	62
Warnock, Robert	RUC	\$166,500	\$64,700	6	57%	0.74	51	50				50	31
Hampson, Shaun	RUC	\$223,100	-\$11,700	4	66%	0.60	49	49	27	60	61	46	60
Jamison, Michael	DEF	\$169,700	\$5,400	17	94%	0.37	43	48	57	45	23	65	39



Best AFL Fantasy Footy guide around

2010 AFL PROSPECTUS

Available at  Target. and all good book stores



COLLINGWOOD

FREAKO SAYS:

For those with Heath Shaw in their side, there's no need to panic. He's ready to resume this week after he missed last rounds match against Richmond with back tightness.

AFL DREAM TEAM AVERAGE

1649
(Ranked 5th)

Collingwood AFL Dream Team Points

Player	Pos	Price	Change	Games	TOG%	Pts Per Min	Ave.	Last 4	14	15	16	17	BE
Swan, Dane	MID	\$539,000	\$15,500	17	79%	1.29	124	143	161	141	138	133	132
Pendlebury, Scott	MID	\$434,400	-\$20,300	17	77%	1.13	105	112	124	92	119	114	92
Didak, Alan	FWD / MID	\$398,500	-\$52,800	16	77%	1.03	97	105	103	82	114	122	62
Thomas, Dale	FWD	\$378,800	\$42,500	17	81%	0.97	96	95	91	83	116	89	78
Ball, Luke	MID	\$352,700	-\$13,800	16	72%	1.03	91	85	79	70	101	88	75
Beams, Dayne	MID	\$348,100	\$14,400	16	75%	0.92	84	95	119	86	95	78	87
Shaw, Heath	DEF	\$313,200	-\$52,200	15	91%	0.73	81	84	93	70	88		76
Wellingham, Sharrod	MID	\$283,400	-\$2,800	15	75%	0.87	79	71	63	60	102	59	51
Lockyer, Tarkyn	FWD	\$323,900	-\$85,900	10	86%	0.76	78	80	105	72	66	76	100
Sidebottom, Steele	MID	\$286,500	\$31,900	16	77%	0.83	78	61		36	76	70	68
Cloke, Travis	FWD	\$302,600	-\$47,500	15	89%	0.72	78	76	93	59			74
Jolly, Darren	RUC	\$369,200	-\$12,300	17	77%	0.83	78	96	136	94	64	90	122
Johnson, Ben	MID	\$279,200	-\$14,800	15	78%	0.79	75	77	85	54	75	95	39
Macaffer, Brent	FWD	\$282,100	\$78,200	12	84%	0.66	68	85			82	88	41
Dick, Brad	FWD	\$271,800	\$0	2	55%	1.04	68						68
Dawes, Chris	FWD	\$241,700	\$7,900	11	86%	0.64	67	58	79	72	20	62	99
O'Bree, Shane	MID	\$307,000	-\$54,900	6	78%	0.69	66						122
O'Brien, Harry	DEF	\$257,700	-\$15,300	17	98%	0.55	66	60	71	51	60	59	74
Davis, Leon	FWD / MID	\$265,900	-\$169,500	15	82%	0.65	65	81	83		85	75	39
Blair, Jarryd	MID	\$167,400	\$72,900	4	67%	0.82	65	65	67	74	46	72	7
Maxwell, Nick	DEF	\$232,900	-\$99,100	13	88%	0.60	64	30				30	107
Brown, Leigh	DEF / FWD	\$270,000	\$40,200	11	82%	0.62	62	77	31	67	89	120	-7
Medhurst, Paul	FWD	\$247,500	-\$41,700	9	79%	0.62	60						89
Toovey, Alan	DEF	\$223,100	-\$25,100	17	96%	0.51	60	52	73	35	63	37	67
Reid, Ben	FWD	\$260,400	\$91,200	14	95%	0.52	60	72	77	49	74	87	34
McCarthy, John	MID	\$202,100	\$0	1	74%	0.66	59						
Fraser, Josh	RUC	\$246,500	-\$139,300	8	59%	0.76	55						95
Anthony, John	FWD	\$241,300	-\$64,600	6	79%	0.54	52	53	71	35			74
Goldsack, Tyson	DEF	\$213,300	-\$3,300	5	81%	0.52	50	55	40	56	61	62	36
Wood, Cameron	RUC	\$252,300	-\$67,700	4	54%	0.67	45						131
Barham, Jaxson	MID	\$313,400	\$0	1	84%	0.37	36						
Brown, Nathan J.	DEF	\$145,000	-\$16,600	5	97%	0.28	34						57
Prestigiaco, Simon	DEF	\$102,000	-\$43,000	11	94%	0.22	25	21	27	25	25	7	44



Best AFL Fantasy Footy guide around

2010 AFL PROSPECTUS

Available at Target. and all good book stores



ESSENDON

FREAKO SAYS:

Jobe Watson has had some big games against the Saints in recent times, collecting 133, 146 and 96 points from his past three matches. He's coming off a season-high 38 disposals last week against the Kangaroos and has been in pretty good form of late. He's a safe bet if you ask me.

AFL DREAM TEAM AVERAGE

1591
(Ranked 6th)

Essendon AFL Dream Team Points

Player	Pos	Price	Change	Games	TOG%	Pts Per Min	Ave.	Last 4	14	15	16	17	BE
Stanton, Brent	MID	\$353,500	-\$90,100	15	80%	0.99	99	88	79	86	110	77	77
Prismall, Brent	MID	\$379,400	-\$40,200	11	76%	1.03	97	77	84			69	130
Watson, Jobe	MID	\$382,900	-\$17,000	17	80%	0.98	97	94	64	110	83	120	83
Lovett-Murray, Nathan	DEF	\$342,700	\$12,800	12	80%	0.92	91	89	68	122	78		56
Winderlich, Jason	MID	\$400,600	-\$12,900	17	77%	0.94	89	102	94	126	100	89	110
Ryder, Patrick	RUC	\$332,200	-\$28,100	17	86%	0.81	87	73	97	66	59	71	118
Hardingham, Kyle	MID	\$99,500	\$0	1	94%	0.70	83	83				83	
Hille, David	RUC	\$361,500	\$124,200	11	75%	0.88	82						189
Hocking, Heath	MID	\$274,200	-\$44,400	17	86%	0.71	76	69	84	76	50	66	89
Reimers, Kyle	FWD	\$276,600	-\$1,500	8	83%	0.73	76	71	54	55	81	93	33
Houli, Bachar	DEF / MID	\$296,800	-\$900	3	79%	0.75	74	65				65	88
Monfries, Angus	FWD	\$259,200	-\$64,600	12	84%	0.71	74	63		43	68	79	47
Howlett, Ben	MID	\$279,500	\$201,700	10	71%	0.83	74	79		73	99	64	46
Zaharakis, David	MID	\$300,400	\$18,300	17	84%	0.70	73	80	92	70	78	79	67
Dyson, Ricky	MID	\$266,800	-\$42,800	8	83%	0.69	71	70		70			90
Davey, Alwyn	FWD	\$280,100	\$3,100	14	84%	0.68	71	61	60	65	51	67	91
Welsh, Andrew	MID	\$296,700	-\$77,700	11	80%	0.72	71	75	107	43			72
Fletcher, Dustin	DEF	\$272,800	-\$33,700	14	90%	0.64	71	78			65	91	48
Dempsey, Courtenay	DEF	\$258,600	-\$7,400	15	85%	0.66	70	63		52	49	89	55
Colyer, Travis	MID	\$237,000	\$147,500	7	71%	0.79	70	80		58	100	81	-4
Jetta, Leroy	FWD	\$243,100	\$38,000	9	79%	0.68	67	50	56	57		36	89
Pears, Tayte	DEF	\$260,300	\$21,000	10	91%	0.58	66						50
McVeigh, Mark	MID	\$258,300	-\$10,100	14	91%	0.57	64	60	68	63	41	67	85
Lonergan, Sam	MID	\$246,100	-\$28,700	12	85%	0.59	63	65	49	71	74		39
Hurley, Michael	DEF / FWD	\$264,300	-\$9,000	14	89%	0.57	63	68	47	90	60	75	62
Melksham, Jake	MID	\$230,400	\$108,900	11	70%	0.67	59	61	60		61		51
Slattery, Tyson	DEF	\$94,500	\$0	1	75%	0.60	57	57	57				
Myers, David	DEF	\$220,200	\$31,300	6	74%	0.63	57						106
Gumbleton, Scott	FWD	\$222,300	\$127,800	16	88%	0.52	57	63	42		72	75	19
Atkinson, Jarrod	DEF	\$226,700	-\$14,100	7	82%	0.56	56						31
Neagle, Jay	FWD	\$210,600	\$8,500	4	84%	0.51	54	58		74	41	59	57
Hooker, Cale	DEF	\$197,600	-\$83,900	13	82%	0.52	53	50	51	32	70	48	30
Bellchambers, Tom	RUC	\$178,800	\$25,000	5	73%	0.56	51	42	47	38	42		54
Slattery, Henry	MID	\$182,800	-\$74,200	10	81%	0.48	49	42	42				48
Williams, Mark	FWD	\$220,600	-\$43,700	4	85%	0.37	39						67
Quinn, Michael	DEF / FWD	\$246,900	\$0	1	77%	0.25	24	24	24				



Best AFL Fantasy Footy guide around

2010 AFL PROSPECTUS

Available at  Target. and all good book stores



FREMANTLE

FREAKO SAYS:

Aaron Sandilands looks to be running out of puff. He could only manage 53 points last week against the Bulldogs, which was his lowest score for the year. He is in desperate need of a rest.

AFL DREAM TEAM AVERAGE

1518
(Ranked 14th)

Fremantle AFL Dream Team Points

Player	Pos	Price	Change	Games	TOG%	Pts Per Min	Ave.	Last 4	14	15	16	17	BE
Barlow, Michael	MID	\$454,600	\$348,800	13	78%	1.11	110	111	111				108
Sandilands, Aaron	RUC	\$385,900	-\$33,900	17	89%	0.88	98	87	104	108	83	53	152
Pavlich, Matthew	FWD / MID	\$336,600	-\$68,300	17	92%	0.81	93	82	56	98	79	96	77
Duffield, Paul	DEF	\$354,900	-\$37,800	17	91%	0.79	89	87	108	78	107	54	104
Mundy, David	MID	\$372,600	\$26,700	16	77%	0.93	89	93	83	112	85		81
Broughton, Greg	DEF	\$352,400	-\$32,800	10	88%	0.78	87	66			71	60	132
Bradley, Kepler	DEF / RUC	\$290,000	\$7,000	9	79%	0.80	77	73	52	99	67		51
Palmer, Rhys	MID	\$312,500	\$34,800	11	63%	0.97	76	85	112	71	96	61	76
Hasleby, Paul	MID	\$279,900	-\$78,600	16	74%	0.78	72	72	82	64	70	71	68
Hill, Stephen	MID	\$281,400	\$26,300	17	85%	0.67	71	70	73	97	73	38	99
Johnson, Michael	DEF	\$270,500	-\$60,800	12	89%	0.61	68	73	100	44	65	84	53
Ballantyne, Hayden	FWD	\$251,500	\$13,100	17	84%	0.65	68	59	64	36	75	59	54
McPhee, Adam	FWD / DEF	\$303,500	-\$37,300	17	84%	0.65	67	76	47	119	82	57	88
Fyfe, Nathan	FWD	\$237,100	\$147,600	12	76%	0.70	66	50	33		66	51	60
Crowley, Ryan	MID	\$237,900	-\$4,500	16	84%	0.60	64	53	93	40	26		112
Mayne, Chris	FWD	\$233,100	\$12,300	11	84%	0.58	62						70
McPharlin, Luke	DEF / FWD	\$202,600	-\$74,200	10	88%	0.55	62	57			65	48	38
Hayden, Roger	DEF	\$228,000	-\$16,400	17	81%	0.60	61	59	66	58	31	80	59
Silvagni, Alex	DEF	\$200,900	\$123,100	13	86%	0.55	59	55	42	70	53		27
Suban, Nick	DEF	\$219,000	-\$21,900	9	69%	0.67	58	72		32		111	21
Robertson, Dylan	DEF	\$210,500	\$121,000	7	66%	0.71	58	60	93	46	72	29	56
Morabito, Anthony	MID	\$247,200	\$101,700	17	72%	0.64	57	66	83	88	62	31	92
Pearce, Clancee	DEF	\$219,500	-\$27,100	5	74%	0.62	56	56		49		62	53
Ibbotson, Garrick	MID	\$247,300	-\$66,500	12	82%	0.55	56	64	74	59	64	57	64
Grover, Antoni	DEF	\$226,400	-\$41,800	7	86%	0.52	55	54	41			66	62
Headland, Des	FWD	\$272,700	-\$41,900	4	76%	0.56	54						103
Crichton, Jessie	MID	\$89,500	\$0	1	70%	0.58	50	50				50	
DeBoer, Matthew	MID	\$218,400	-\$23,800	13	82%	0.47	48	55	78	59	50	33	80
Tarrant, Chris	DEF	\$175,800	-\$48,700	12	97%	0.39	48						39
Schammer, Byron	MID	\$363,300	\$0	1	73%	0.51	45						
van Berlo, Jay	MID	\$163,500	-\$30,900	14	87%	0.38	41	44	45	43	43	45	34
Dodd, Steven	DEF	\$267,400	\$0	2	80%	0.34	36						129
Ruffles, Tim	FWD	\$158,200	\$0	1	58%	0.29	20	20		20			
Clarke, Zac	RUC	\$173,100	\$0	1	60%	0.14	10						



Best AFL Fantasy Footy guide around

2010 AFL PROSPECTUS

Available at  Target. and all good book stores



GEELONG CATS

FREAKO SAYS:


AFL DREAM TEAM AVERAGE

Mark Thompson says that he will rest players in the run home to the finals. This has disaster written all over it.

1764
(Ranked 1st)

Geelong Cats AFL Dream Team Points

Player	Pos	Price	Change	Games	TOG%	Pts Per Min	Ave.	Last 4	14	15	16	17	BE
Ablett, Gary	MID	\$430,900	-\$91,100	16	91%	1.07	119	106	108	109	81	126	115
Chapman, Paul	FWD / MID	\$454,500	-\$40,000	16	87%	1.10	117	116	130	117	102	115	123
Bartel, Jimmy	MID	\$422,600	-\$57,600	17	88%	1.00	108	101	94	139	72	100	144
Selwood, Joel	MID	\$447,600	-\$5,800	17	83%	1.04	105	123	109	104	118	162	54
Corey, Joel	MID	\$415,500	-\$53,100	7	79%	1.00	97	98	119		65	109	136
Kelly, James	DEF / MID	\$380,100	\$7,200	15	86%	0.90	95	99	101	86	101	109	74
Johnson, Steve	FWD	\$378,500	-\$58,400	14	85%	0.89	93	81				81	136
Enright, Corey	DEF	\$315,900	-\$78,400	17	89%	0.82	89	67	108	42	58	59	119
Milburn, Darren	DEF	\$340,400	-\$14,800	14	85%	0.86	89	81	73	62		108	84
Mackie, Andrew	DEF	\$372,900	\$7,800	17	89%	0.80	87	95	126	98	92	62	125
Podsiadly, James	FWD	\$296,100	\$218,300	14	87%	0.80	84	76	120	59	63	63	95
Stokes, Mathew	FWD	\$337,500	\$15,500	10	81%	0.85	82	88	106	101	72	71	109
Byrnes, Shannon	FWD	\$311,400	-\$63,700	16	80%	0.83	82	66	84	41	73		119
Ling, Cameron	MID	\$329,700	-\$58,800	15	84%	0.78	80	90		79	91	100	55
Varcoe, Travis	FWD	\$271,300	-\$4,800	12	80%	0.76	73	70	53	75	55	96	52
Hawkins, Tom	FWD	\$313,100	\$16,600	10	79%	0.74	72						64
Taylor, Harry	DEF	\$284,000	\$10,900	16	87%	0.67	72	94		70	132	81	-1
Mooney, Cameron	FWD	\$237,700	-\$91,000	13	87%	0.66	70	61			68	53	57
Duncan, Mitch	FWD / MID	\$247,100	\$157,600	8	73%	0.74	67	47	56	38			91
Ottens, Brad	RUC	\$246,300	\$7,300	8	64%	0.85	66	64		57	65	71	48
Hunt, Josh	DEF	\$267,700	\$103,600	17	85%	0.62	64	75	71	56	89	82	29
Wojcinski, David	DEF	\$259,800	\$1,500	17	79%	0.66	63	72	63	52	87	86	21
Hunt, Taylor	DEF	\$157,600	\$63,100	4	65%	0.74	59	70	70				10
Hogan, Simon	MID	\$233,900	-\$28,400	10	71%	0.67	58	54	81	31	50		94
Scarlett, Matthew	DEF	\$251,900	-\$35,300	10	92%	0.52	58	69	85	35	92	65	31
Lonergan, Tom	FWD	\$210,600	\$8,000	17	90%	0.50	55	60	77	31	70	62	25
Blake, Mark	RUC	\$186,000	-\$59,600	17	59%	0.66	48	41	58	52	13	39	87
Gamble, Ryan	FWD	\$234,300	\$0	2	79%	0.49	48						80
Simpson, Dawson	RUC	\$94,500	\$0	2	43%	0.78	44						-16
West, Trent	RUC	\$120,200	\$18,700	3	62%	0.58	43	58	58				3
Djerrkura, Nathan	MID	\$193,300	\$0	1	65%	0.47	40						
Rooke, Max	FWD	\$274,000	\$0	1	74%	0.42	36						
Motlop, Steven	FWD	\$94,500	\$0	1	17%	0.65	13						



Best AFL Fantasy Footy guide around
2010 AFL PROSPECTUS

Available at Target. and all good book stores



HAWTHORN

FREAKO SAYS:

I retract what I said about Jordan Lewis last week. If Alistair Clarkson is going to continue playing him in that defensive role each week, then that will clearly affect his scoring potential, as it did last week against the Saints where he could only manage 24 points – his second lowest score on record.

AFL DREAM TEAM AVERAGE

1549
(Ranked 11th)

Hawthorn AFL Dream Team Points

Player	Pos	Price	Change	Games	TOG%	Pts Per Min	Ave.	Last 4	14	15	16	17	BE
Hodge, Luke	DEF / MID	\$417,900	\$51,100	17	85%	1.03	109	108	119	87	126	101	85
Mitchell, Sam	MID	\$412,600	-\$36,600	13	88%	0.92	99	109	128		105	95	108
Franklin, Lance	FWD	\$416,000	\$61,100	12	96%	0.83	98	108	96	110		117	84
Lewis, Jordan	MID	\$344,200	-\$67,400	17	81%	0.87	86	76	62	73	145	24	88
Burgoyne, Shaun	MID	\$350,400	\$35,800	10	79%	0.86	84	96	87	86	113	99	50
Rioli, Cyril	FWD	\$367,400	\$32,500	16	82%	0.81	82	91	113	109	89	54	132
Sewell, Brad	MID	\$348,800	-\$97,300	13	86%	0.76	81	97	63	105	124	95	42
Birchall, Grant	DEF	\$289,300	-\$38,600	17	82%	0.77	79	69	88	72	67	47	102
Ellis, Xavier	DEF	\$296,600	-\$9,000	17	74%	0.81	74	73	76	58	108	51	63
Roughead, Jarryd	FWD	\$286,800	-\$34,900	17	94%	0.63	73	79	100	45	92	79	43
Guerra, Brent	DEF	\$293,400	-\$19,900	17	79%	0.74	72	76	67	79	93	65	61
Kayler-Thomson, Jarrod	MID	\$133,400	\$55,600	3	69%	0.83	71						-47
Young, Clinton	MID	\$273,700	\$42,400	13	76%	0.74	69	69	62	63	87	63	55
Ladson, Rick	DEF / MID	\$255,800	\$70,700	10	80%	0.65	64						57
Morton, Jarryd	FWD / MID	\$264,900	-\$26,000	5	89%	0.57	64						83
Moss, Garry	MID	\$268,300	-\$2,400	3	82%	0.63	64						89
Brown, Campbell	DEF	\$241,700	-\$6,700	13	88%	0.58	63	59		46	72	60	49
Renouf, Brent	RUC	\$250,700	\$38,000	16	70%	0.73	62	64	49	79	72	55	60
Peterson, Carl	FWD	\$229,700	\$135,200	14	70%	0.72	62	60	59	51	71		50
Bateman, Chance	MID	\$228,800	-\$147,300	12	78%	0.64	61	52	56	69	36	48	87
Whitecross, Brendan	DEF	\$238,800	-\$72,800	11	80%	0.62	61	50			44	55	79
Osborne, Michael	FWD / MID	\$244,700	-\$49,400	14	80%	0.62	61	52	34	57	61	57	65
Skipper, Wayde	RUC	\$262,500	\$166,700	10	59%	0.83	60	72	71	60	117	41	38
Suckling, Matt	DEF	\$189,700	\$31,500	4	74%	0.64	60						53
Murphy, Thomas	DEF	\$238,800	-\$28,100	15	92%	0.53	59	61	59	74	58	53	67
Stratton, Benjamin	DEF	\$243,300	\$153,800	15	98%	0.48	58	70	87	64	71	56	55
Shiels, Liam	MID	\$209,200	-\$41,300	6	81%	0.53	53						64
Gilham, Stephen	DEF	\$180,100	-\$63,300	17	96%	0.45	53	47	35	53	39	60	36
Schoenmakers, Ryan	DEF	\$175,100	-\$6,700	11	86%	0.49	52	36	40	32			59
Hooper, Rhan	FWD	\$208,500	-\$28,800	4	56%	0.75	51						45
Muston, Beau	MID	\$206,900	-\$72,400	5	81%	0.42	43	27	27				82
Gibson, Josh	DEF	\$180,400	-\$123,200	6	75%	0.44	41	37		28	46	36	53
Stokes, Cameron	FWD	\$152,500	\$0	1	72%	0.32	28						



Best AFL Fantasy Footy guide around

2010 AFL PROSPECTUS

Available at  Target. and all good book stores



MELBOURNE

FREAKO SAYS:

It wouldn't surprise me if Melbourne put Jack Grimes away for the rest of the year with his hamstring injury. Considering his history with soft tissue injuries, it's the most likely scenario.

AFL DREAM TEAM AVERAGE

1579
(Ranked 7th)

Melbourne AFL Dream Team Points

Player	Pos	Price	Change	Games	TOG%	Pts Per Min	Ave.	Last 4	14	15	16	17	BE
Green, Brad	MID	\$430,800	\$51,100	17	90%	0.93	102	112	128	141	87	90	145
McDonald, James	MID	\$382,100	\$34,500	11	77%	1.06	98						155
Sylvia, Colin	FWD / MID	\$388,000	-\$30,700	11	86%	0.88	92	117		124	103	124	63
Bruce, Cameron	MID	\$328,200	-\$81,400	16	89%	0.79	85	76	79	90	57	79	109
Moloney, Brent	MID	\$322,700	-\$65,900	16	78%	0.89	84	60	84	79	16		146
Morton, Cale	MID	\$341,800	-\$44,200	7	85%	0.80	83	90			81	99	75
Dunn, Lynden	MID	\$352,200	\$33,500	13	84%	0.82	83	89	79	135	80	62	121
Grimes, Jack	DEF	\$312,700	-\$79,600	14	85%	0.80	82	47	47				84
Davey, Aaron	MID	\$306,700	-\$81,200	17	74%	0.88	79	81	65	76	97	85	47
Trengove, Jack	MID	\$323,600	\$170,100	14	82%	0.79	78	98	113	82			47
Bate, Matthew	FWD	\$294,700	-\$53,500	14	86%	0.74	77	62	48	72	66		82
Petterd, Ricky	FWD / MID	\$309,300	-\$4,000	6	85%	0.75	77						93
Bail, Rohan	MID	\$231,200	\$129,700	5	87%	0.73	76	75			86	63	24
Frawley, James	DEF	\$306,700	\$64,200	16	91%	0.69	76	80	50	81	74	115	40
McKenzie, Jordie	MID	\$267,500	\$64,800	14	72%	0.86	75	77	85	57	74	90	36
Scully, Tom	MID	\$303,500	\$146,000	16	81%	0.76	74	72	47	78	89	74	64
Jamar, Mark	RUC	\$297,900	\$13,200	17	80%	0.75	72	76	64	111	37	90	96
Gysberts, Jordan	MID	\$160,900	\$43,400	3	64%	0.91	70						13
Macdonald, Joel	DEF	\$274,600	-\$25,200	13	80%	0.71	69	73	86	48	87	71	47
Hughes, Danny	FWD	\$94,500	\$0	2	76%	0.78	69						-66
Jetta, Neville	MID	\$241,300	\$7,200	6	82%	0.67	67	44	44				103
Jones, Nathan	MID	\$232,100	-\$100,300	17	79%	0.69	65	55	41	51	75	54	44
Maric, Addam	FWD	\$229,200	\$0	1	79%	0.60	60	60				60	
Jurrah, Liam	FWD	\$254,500	-\$6,100	3	80%	0.60	60	60		70	63	47	80
Garland, Colin	DEF	\$237,700	\$42,600	15	85%	0.57	59	56	49	34	86	54	38
Bartram, Clint	DEF	\$235,000	-\$32,700	16	83%	0.58	58	66	46	40	75	103	-2
Rivers, Jared	DEF	\$232,400	\$6,100	13	88%	0.53	57	60	47	60	76	55	43
Wonaeamirri, Austin	FWD	\$162,200	\$23,500	3	71%	0.65	57	73				73	-3
Cheney, Kyle	DEF	\$274,300	\$0	2	80%	0.56	55	55	70	40			95
Bennell, Jamie	MID	\$210,800	-\$8,100	15	82%	0.55	54	57	58	53	56	61	41
Watts, Jack	FWD	\$213,800	\$68,800	10	80%	0.53	51	63	87	45	71	47	42
Miller, Brad	FWD	\$217,400	-\$57,600	6	84%	0.50	51						64
Newton, Michael	FWD	\$266,500	\$0	2	74%	0.50	43						113
Johnson, Paul	RUC	\$229,600	-\$72,400	5	66%	0.54	43	50		44	65	42	65
Warnock, Matthew	DEF	\$177,800	-\$8,600	12	93%	0.38	43						52
Strauss, James	MID	\$94,500	\$0	2	68%	0.43	36						-1
Martin, Stefan	DEF	\$198,000	\$0	2	70%	0.41	35						78
Spencer, Jake	RUC	\$187,500	\$0	2	66%	0.37	30	51	51				80



Best AFL Fantasy Footy guide around

2010 AFL PROSPECTUS

Available at Target. and all good book stores



NORTH MELBOURNE

FREAKO SAYS:

If you're after a unique pick heading into the finals, then Andrew Swallow is your man. He racked up a career-high 160 points last week against the Bombers, which was largely made up of his 15 tackles.

AFL DREAM TEAM AVERAGE

1512
(Ranked 15th)

Nth. Melbourne AFL Dream Team Points

Player	Pos	Price	Change	Games	TOG%	Pts Per Min	Ave.	Last 4	14	15	16	17	BE
Swallow, Andrew	MID	\$373,400	-\$21,300	17	81%	0.98	98	103	69	59	125	160	-6
Anthony, Liam	MID	\$380,600	-\$42,100	7	72%	1.07	95						89
Harvey, Brent	FWD / MID	\$371,200	-\$17,700	17	91%	0.82	91	92	79	97	99	93	85
Rawlings, Brady	MID	\$352,200	\$9,000	17	99%	0.74	89	95	112	89	75	104	84
Wells, Daniel	MID	\$296,600	-\$1,700	15	84%	0.78	80	83	100	53	96		73
Adams, Leigh	MID	\$339,400	\$68,100	11	73%	0.87	78	91	54	86	139	84	31
McIntosh, Hamish	RUC	\$312,800	-\$83,500	15	75%	0.84	78	79	63	83	85	83	66
Goldstein, Todd	RUC	\$322,700	\$101,600	17	82%	0.77	77	82	106	95	68	60	113
Edwards, Aaron	FWD	\$279,000	-\$4,900	9	84%	0.69	71	73			51	94	63
Hansen, Lachie	DEF / FWD	\$272,100	\$6,500	17	91%	0.62	69	66	81	36	74	74	55
Grima, Nathan	DEF	\$287,100	-\$6,300	13	96%	0.58	69	96			96		48
Firrito, Michael	DEF / MID	\$256,300	-\$58,100	17	97%	0.57	68	59	49	52	84	50	58
Greenwood, Levi	DEF / MID	\$257,900	\$37,800	12	76%	0.74	68	71	58	37	78	112	3
Ziebell, Jack	FWD / MID	\$274,100	-\$11,500	14	64%	0.85	67	8	8				140
Bastinac, Ryan	MID	\$253,300	\$163,800	17	75%	0.72	66	58	52	96	34	48	107
Thomas, Lindsay	FWD	\$278,900	\$10,900	15	77%	0.70	66	37	23	51			134
McMahon, Scott	DEF	\$267,500	-\$53,300	12	88%	0.60	64	68	68				57
Garlett, Cruize	MID	\$266,900	\$21,700	7	64%	0.80	63	46	78	14			107
Pratt, Daniel	DEF	\$253,900	-\$49,000	9	88%	0.58	62	52	59	21	77		92
Warren, Ben	FWD	\$243,900	\$9,100	13	85%	0.59	61	59	34	49	71	80	31
Lower, Ed	MID	\$231,100	\$15,800	7	62%	0.79	59	59	55	59	67	53	53
Urquhart, Gavin	DEF	\$242,900	-\$51,700	8	80%	0.60	59	72			89	54	38
Jones, Corey	FWD	\$300,100	\$0	1	92%	0.52	59						
Thompson, Scott D.	DEF	\$231,500	-\$47,100	17	97%	0.48	57	58	55	36	74	65	34
O'Keefe, Nathan	FWD	\$94,500	\$0	2	81%	0.57	57						-42
Harding, Leigh	MID	\$244,300	-\$111,100	7	80%	0.56	55	67				67	58
Cunnington, Ben	MID	\$227,700	\$86,200	13	73%	0.62	55	64	66	67	85	39	46
Wright, Sam	FWD	\$224,000	\$25,200	15	77%	0.56	53	48	55	67	22		78
Campbell, Matt	FWD	\$201,700	-\$21,700	11	77%	0.54	51	51	43	36	85	39	27
Petrie, Drew	FWD / RUC	\$381,700	\$0	2	76%	0.54	51	29		29			184
MacMillan, Jamie	MID	\$89,500	\$0	1	74%	0.54	50	50				50	
Ross, Ben	MID	\$265,800	\$0	2	71%	0.55	49						101
Smith, Josh	FWD	\$228,900	-\$12,800	3	93%	0.44	49	25				25	71
Hale, David	FWD	\$157,700	-\$78,200	11	77%	0.48	46	24				24	85
Speight, Benjamin	MID	\$94,500	\$0	1	70%	0.51	45	45				45	
Tarrant, Robbie	FWD	\$94,500	\$0	2	83%	0.29	30	30		40	19		12



Best AFL Fantasy Footy guide around

2010 AFL PROSPECTUS

Available at  Target. and all good book stores



PORT ADELAIDE

FREAKO SAYS:

It was good to see Robbie Gray back last week, but he would have better served us if he was in the stands. He could only manage 36 points and considering the year he's had, he must be offloaded immediately.

AFL DREAM TEAM AVERAGE

1519
(Ranked 13th)

Port Adelaide AFL Dream Team Points

Player	Pos	Price	Change	Games	TOG%	Pts Per Min	Ave.	Last 4	14	15	16	17	BE
Cornes, Kane	MID	\$402,100	-\$16,300	17	93%	0.89	103	99	65	89	140	101	59
Boak, Travis	MID	\$366,600	-\$30,300	15	78%	0.96	93	92		91		93	90
Cassisi, Domenic	MID	\$349,400	-\$62,600	17	80%	0.87	87	94	78	82	92	124	45
Pearce, Danyle	MID	\$304,000	-\$33,500	17	86%	0.76	81	73	58	56	92	85	50
Hartlett, Hamish	MID	\$293,700	\$5,300	4	62%	1.07	79						37
Chaplin, Troy	DEF	\$289,400	-\$22,600	15	97%	0.64	77	83	39	93	84	115	17
Rodan, David	MID	\$313,700	\$8,200	14	76%	0.78	73	78	77	117	43	74	117
Davenport, Jason	MID	\$273,300	-\$80,000	12	82%	0.71	73	53			53		91
Logan, Tom	MID	\$321,700	\$69,800	15	83%	0.70	72	83	97	93	65	75	100
Salopek, Steven	MID	\$269,600	-\$103,600	15	78%	0.74	72	71	71	82	60		59
Ebert, Brett	FWD	\$283,900	\$500	16	86%	0.67	72	79	47	97	75	95	42
Thomas, Matt	MID	\$291,400	\$8,400	16	78%	0.74	71	68	74	36		95	87
Westhoff, Justin	FWD	\$259,600	-\$24,000	14	85%	0.66	70	64	55	62	56	82	56
Brogan, Dean	RUC	\$278,500	-\$37,400	15	79%	0.71	70	73	64	79	60	89	59
Meyer, Danny	MID	\$215,300	\$0	1	85%	0.65	68						
Gray, Robbie	FWD	\$297,900	-\$23,300	6	79%	0.69	68	36				36	119
Banner, Mitchell	MID	\$257,800	\$163,300	8	72%	0.74	67	79	104	78	82	52	59
Krakouer, Nathan	DEF	\$295,700	-\$2,600	5	73%	0.70	66						89
Carr, Josh	MID	\$242,700	-\$22,000	7	73%	0.72	64	56		59	24	84	73
Schulz, Jay	FWD	\$259,000	\$59,500	11	84%	0.60	63	59	60		51	67	76
Stewart, Paul	DEF / MID	\$257,500	\$49,100	16	82%	0.62	63	70	81	59	77	63	52
Cornes, Chad	DEF / MID	\$246,100	-\$137,200	14	90%	0.56	63	68	68				38
Surjan, Jacob	DEF	\$235,800	-\$15,700	13	88%	0.56	62						35
Broadbent, Matthew	DEF / MID	\$228,400	\$36,200	6	78%	0.63	60	63	95	53	68	34	69
Motlop, Daniel	FWD	\$229,500	-\$68,500	9	83%	0.59	60	46	33	59	45		67
Nash, Jay	DEF	\$224,100	\$22,000	6	83%	0.59	59	68			68		31
Carlile, Alipate	DEF	\$240,900	\$16,200	16	95%	0.48	57	58	82	56		37	87
Salter, Nick	FWD	\$233,900	\$11,000	5	87%	0.53	57	62	63	76	45	64	66
Tredrea, Warren	FWD	\$255,200	-\$81,000	7	77%	0.56	55						115
Hitchcock, Cameron	FWD	\$184,400	\$86,600	13	79%	0.52	51	43	56	49	24	44	70
Trengove, Jackson	DEF / RUC	\$210,600	\$116,100	14	74%	0.54	50	60	64	67	48		42
Harding, Scott	MID	\$202,800	\$0	2	67%	0.60	49	52			52		54
Cloke, Cameron	FWD / RUC	\$279,900	\$0	1	67%	0.56	48						
Moore, Andrew	DEF / FWD	\$125,500	\$0	2	77%	0.47	45	36				36	4
Stewart, Daniel	FWD	\$147,500	\$58,000	7	79%	0.40	39	39	47	40		29	41
Lobbe, Matthew	FWD / RUC	\$101,600	\$7,100	3	50%	0.50	30						13



Best AFL Fantasy Footy guide around

2010 AFL PROSPECTUS

Available at Target. and all good book stores



RICHMOND

FREAKO SAYS:

AFL DREAM TEAM AVERAGE

Hold off if you want Chris Newman in your team. He has a massive breakeven of 135 points this week, and considering he's cracked the ton only once in his past seven games against Adelaide, it's safe to say that his price will drop.

1422
(Ranked 16th)

Richmond AFL Dream Team Points

Player	Pos	Price	Change	Games	TOG%	Pts Per Min	Ave.	Last 4	14	15	16	17	BE
Tuck, Shane	MID	\$390,700	-\$31,600	15	88%	0.92	99	94	85	97	119	76	97
Deledio, Brett	MID	\$379,100	-\$43,100	17	90%	0.84	92	93	95	114	91	71	121
Connors, Daniel	MID	\$384,100	\$228,100	9	79%	0.97	91	113	116	132	123	79	85
Riewoldt, Jack	FWD	\$354,600	\$27,200	17	98%	0.74	88	76	92	92	64	55	146
Jackson, Daniel	MID	\$372,000	-\$27,100	11	83%	0.88	88	96	112	79			87
Newman, Chris	DEF	\$358,000	\$8,200	16	87%	0.78	83	88	101	119	56	76	135
Cousins, Ben	MID	\$311,800	-\$40,300	12	74%	0.86	77	79	60		89	87	57
Graham, Angus	RUC	\$259,000	\$7,700	10	68%	0.89	72	56	65	48	54	56	84
Foley, Nathan	MID	\$332,100	-\$42,000	4	76%	0.75	71						89
Collins, Andrew	MID	\$282,300	-\$46,800	12	80%	0.73	71	67	82	64	65	56	90
Martin, Dustin	MID	\$318,400	\$168,900	16	79%	0.73	71	80	96	93	86	44	108
Cotchin, Trent	MID	\$272,100	-\$24,100	15	82%	0.71	70	66	70	80	47		76
Thomson, Adam	MID	\$210,900	\$0	2	80%	0.71	68						22
Edwards, Shane	FWD / MID	\$277,400	\$68,200	17	82%	0.67	67	70	54	99	70	58	79
Nahas, Robin	FWD	\$231,400	-\$81,700	12	86%	0.60	62	54		54	49	60	64
White, Matt	MID	\$260,200	-\$9,800	12	84%	0.60	61	56	39	104	25		65
Moore, Kelvin	DEF	\$265,100	\$45,900	14	91%	0.54	60	79	86	90	61		47
Webberley, Jeromey	DEF	\$225,000	\$135,500	8	73%	0.67	60	60		82	54	44	70
Morton, Mitch	FWD	\$250,300	-\$93,300	7	83%	0.59	59	97				97	62
Nason, Ben	DEF	\$204,700	\$115,200	16	81%	0.59	58	41	52	19		53	81
Tambling, Richard	MID	\$226,800	-\$163,400	13	80%	0.59	57	46	50		41		78
Polo, Dean	DEF	\$254,300	-\$34,200	4	89%	0.52	56	62				62	91
King, Jake	DEF	\$226,800	-\$15,900	10	87%	0.51	54	61	50	44	81	69	19
Simmonds, Troy	RUC	\$240,500	-\$59,100	7	70%	0.60	51						62
McGuane, Luke	DEF	\$196,300	-\$46,000	14	91%	0.46	51	73			70	76	1
Hislop, Tom	MID	\$217,400	-\$3,800	3	79%	0.52	50						60
Farmer, Mitch	DEF / MID	\$219,600	\$104,600	15	78%	0.53	50	57	55	87	34	51	79
Rance, Alex	DEF	\$193,100	-\$34,500	8	85%	0.46	48	99				99	6
Astbury, David	FWD	\$196,100	\$106,600	13	90%	0.43	47	60	69	52	29	89	29
Polak, Graham	DEF / FWD	\$158,000	\$8,600	3	65%	0.56	46						53
Thursfield, Will	DEF	\$194,600	\$70,600	11	88%	0.41	43	60	93	66	21		58
Dea, Matthew	FWD	\$110,800	\$21,300	3	81%	0.41	42						-12
Vickery, Tyrone	RUC	\$177,700	-\$19,500	14	61%	0.56	41	46	32	68	37		28
Taylor, Troy	FWD	\$89,500	\$0	2	76%	0.33	32						4
Post, Jayden	DEF	\$173,600	-\$40,400	4	85%	0.30	31	22				22	74
Roberts, Relton	FWD	\$77,800	\$0	2	64%	0.36	28						2
Griffiths, Benjamin	FWD	\$87,900	-\$1,600	5	65%	0.25	20	24	42	6			18
Browne, Andrew L.	RUC	\$101,500	\$0	1	48%	0.23	13	13				13	



Best AFL Fantasy Footy guide around

2010 AFL PROSPECTUS

Available at Target. and all good book stores



ST KILDA

FREAKO SAYS:


AFL DREAM TEAM AVERAGE

Don't be surprised if Leigh Montagna is given a rest this week. He looked to have injured himself at the start of the second quarter against the Hawks, but to his credit, he played out the match.

1693
(Ranked 3rd)

St. Kilda AFL Dream Team Points

Player	Pos	Price	Change	Games	TOG%	Pts Per Min	Ave.	Last 4	14	15	16	17	BE
Montagna, Leigh	MID	\$474,300	-\$34,800	17	85%	1.11	114	116	135	129	133	68	153
Goddard, Brendon	DEF / MID	\$459,500	\$3,800	16	88%	1.05	112	109	122		96	109	138
Hayes, Lenny	MID	\$420,100	-\$58,400	17	77%	1.14	107	108	105	80	111	136	67
Dal Santo, Nick	MID	\$414,000	-\$43,200	16	84%	1.00	102	95	92	108		85	116
Gilbert, Sam	DEF	\$357,800	-\$33,700	17	96%	0.83	95	81	113	75	96	39	132
Fisher, Sam	DEF	\$383,800	\$10,500	15	96%	0.79	91	101	95	77	143	88	56
Ray, Farren	MID	\$351,900	-\$41,600	16	85%	0.84	86	83	86	100	52	94	117
Jones, Clinton	MID	\$353,700	\$30,000	17	86%	0.82	86	93	128	86	97	61	106
Riewoldt, Nick	FWD	\$340,800	-\$127,300	6	77%	0.89	84	76		68	71	90	94
Schneider, Adam	FWD	\$358,800	\$10,800	17	81%	0.84	82	94	121	85	69	102	97
Gram, Jason	DEF / MID	\$280,600	-\$123,000	9	80%	0.76	75	67		56	67	79	64
Gwilt, James	DEF / FWD	\$304,900	\$55,300	17	94%	0.64	73	74	55	98	64	80	84
Milne, Stephen	FWD	\$295,200	-\$31,300	17	89%	0.67	72	64	68	109	42	37	142
Baker, Steven	DEF	\$280,600	\$17,600	13	93%	0.63	71						130
Peake, Brett	MID	\$282,500	\$4,000	14	78%	0.75	71	67	71	80	57	61	93
Blake, Jason	DEF	\$249,500	-\$71,100	17	95%	0.61	70	63	63	61	56	70	60
Armitage, David	MID	\$294,500	-\$26,600	7	67%	0.86	69						104
Geary, Jarryn	DEF	\$271,600	-\$43,900	14	82%	0.68	67	79	68	79	89		35
Clarke, Raphael	DEF	\$286,700	\$36,600	8	75%	0.72	64						78
Gardiner, Michael	RUC	\$270,500	-\$9,400	16	61%	0.88	64	69	66	73	50	85	67
Steven, Jack	MID	\$244,800	\$44,400	7	74%	0.72	64	60	89	48	58	46	79
McQualter, Andrew	FWD	\$236,400	-\$47,500	17	74%	0.72	64	45	45	68	39	29	109
Dempster, Sean	DEF	\$229,600	-\$13,200	5	81%	0.59	58	61	85	50	35	74	63
Koschitzke, Justin	FWD	\$235,800	-\$70,500	12	84%	0.56	57	49			55	43	78
McEvoy, Ben	RUC	\$230,900	\$36,800	11	59%	0.76	54	78	82	66		86	21
Eddy, Robert	MID	\$212,400	-\$18,400	4	67%	0.66	53						32
Pattison, Adam	RUC	\$232,400	-\$6,400	4	79%	0.55	52	63	57	68	63		43
Dawson, Zac	DEF	\$192,800	-\$33,100	14	92%	0.40	44	54	66	43	60	48	36
King, Steven	RUC	\$190,500	-\$45,100	6	46%	0.76	43						59
Heyne, Nick	FWD	\$94,500	\$0	2	56%	0.55	38						-4
Stanley, Rhys	RUC	\$123,800	\$29,300	6	76%	0.40	36	38	38				29



Best AFL Fantasy Footy guide around

2010 AFL PROSPECTUS

Available at Target. and all good book stores



SYDNEY SWANS

FREAKO SAYS:

The best player behind Dane Swan in the past three weeks has been Adam Goodes, averaging 133 points per match. So why did Roosy take so long to move him?

AFL DREAM TEAM AVERAGE

1571
(Ranked 8th)

Sydney Swans AFL Dream Team Points

Player	Pos	Price	Change	Games	TOG%	Pts Per Min	Ave.	Last 4	14	15	16	17	BE
Goodes, Adam	FWD / MID	\$422,000	-\$12,800	17	97%	0.80	95	123	95	158	116	124	75
Malceski, Nick	DEF	\$363,300	\$120,500	17	86%	0.86	90	88	76	111	80	86	105
Bolton, Jude	MID	\$373,000	-\$41,200	17	83%	0.88	90	94	130	67	114	65	100
O'Keefe, Ryan	FWD / MID	\$336,500	-\$88,900	17	86%	0.85	89	79	125	66	103	23	125
McGlynn, Ben	MID	\$350,700	-\$22,800	10	87%	0.81	87	88	89	94	83	87	92
Jack, Kieren	MID	\$336,200	\$63,800	17	84%	0.84	86	85	70	61	115	95	41
McVeigh, Jarrad	MID	\$276,000	-\$79,200	17	88%	0.75	81	60	90	27	61	62	83
Mumford, Shane	RUC	\$346,600	\$103,700	15	66%	0.99	80	86	92	89	113	50	96
Hannebery, Daniel	MID	\$319,800	\$117,700	15	77%	0.84	78	89	98	98	73	85	81
Grundy, Heath	DEF / FWD	\$300,200	\$12,800	17	97%	0.65	77	75	55	90	102	53	69
Shaw, Rhyce	DEF	\$302,000	-\$76,500	16	87%	0.72	76	73	101	70	82	40	104
Kennedy, Josh P.	MID	\$294,800	-\$20,700	17	72%	0.86	75	69	52	88	66	69	85
Kirk, Brett	MID	\$291,400	-\$93,500	17	81%	0.73	72	64	51	110	48	45	125
Veszpremi, Patrick	FWD	\$204,300	\$0	1	63%	0.95	71						
Kennelly, Tadhg	DEF	\$272,300	\$67,600	14	82%	0.68	69	72	32	119	99	39	65
Bradshaw, Daniel	FWD	\$296,200	-\$13,900	8	87%	0.63	67						162
Mattner, Martin	DEF	\$302,300	-\$14,900	16	88%	0.62	66	66	69		85	44	97
Bird, Craig	MID	\$270,200	-\$200	4	77%	0.70	65	61	61				73
Bevan, Paul	DEF	\$290,300	\$20,200	8	90%	0.59	65	86		94	101	62	54
Moore, Jarred	FWD	\$239,400	\$7,100	11	83%	0.61	62	63	60	64	75	52	52
Roberts-Thomson, Lewis	DEF	\$254,200	-\$30,800	14	94%	0.54	62	91	63	119			8
Heath, Campbell	DEF	\$94,500	\$0	2	72%	0.68	60						-48
Seaby, Mark	RUC	\$219,700	-\$7,000	6	52%	0.92	59						107
Richards, Ted	DEF	\$229,500	-\$67,400	7	86%	0.52	55	60		48	69	63	39
Jetta, Lewis	MID	\$195,000	\$89,500	13	73%	0.60	54	50				50	48
Meredith, Brett	MID	\$185,900	\$8,900	3	66%	0.65	53	53		79	55	25	59
Playfair, Henry	FWD	\$168,900	\$67,100	5	78%	0.56	53	29	29				58
Rohan, Gary	FWD / MID	\$195,700	\$58,200	7	78%	0.54	51						66
Smith, Nick	MID	\$204,600	-\$29,100	12	80%	0.50	49	46	69	58	10		85
Pyke, Mike	RUC	\$202,000	\$73,500	11	54%	0.73	48	58	61	61	58	53	40
Dennis-Lane, Trent	FWD	\$89,500	\$0	2	89%	0.45	48	48	44	51			-28
Barlow, Ed	MID	\$284,400	\$0	1	79%	0.46	46						
White, Jesse	RUC	\$188,600	-\$26,500	14	87%	0.42	45	68			70	65	6
Bolton, Craig	DEF	\$207,000	-\$65,900	5	76%	0.43	40						98
O'Dwyer, Matthew	MID	\$212,000	\$0	1	71%	0.40	34						



Best AFL Fantasy Footy guide around

2010 AFL PROSPECTUS

Available at Target. and all good book stores



WEST COAST EAGLES

FREAKO SAYS:


Two scores under 60 points in the past three rounds has seen Matt Priddis' price plummet by \$47,100. He's cracked the ton in four of the past five Derbies though, so he looks to be pretty good value at that price.

AFL DREAM TEAM AVERAGE

1530
(Ranked 12th)

West Coast AFL Dream Team Points

Player	Pos	Price	Change	Games	TOG%	Pts Per Min	Ave.	Last 4	14	15	16	17	BE
Selwood, Adam	MID	\$368,000	-\$18,500	15	80%	0.94	94	93	100	116	97	57	121
Embley, Andrew	MID	\$376,100	-\$6,800	15	85%	0.88	93	94	59	124	93	100	88
Priddis, Matt	MID	\$340,700	-\$81,300	17	88%	0.85	93	80	110	52	110	47	98
Ebert, Brad	MID	\$338,200	\$21,300	17	79%	0.87	86	89	65	102	93	97	63
Waters, Beau	DEF	\$324,100	\$171,300	17	82%	0.84	86	66	52	79	49	83	110
Cox, Dean	RUC	\$344,200	-\$127,300	17	72%	0.93	83	79	71	104	104	37	116
Rosa, Matt	MID	\$346,500	\$0	15	84%	0.79	82	94	71	120	85	99	75
Dalziell, Bradd	MID	\$344,700	\$12,500	8	77%	0.84	80	79	79				69
LeCras, Mark	FWD	\$363,100	\$33,100	16	89%	0.71	78	101	59	86	176	82	13
Kennedy, Josh J.	FWD	\$293,300	-\$30,200	17	90%	0.67	75	75	68	50	118	64	37
Butler, Sam	MID	\$274,300	\$10,100	5	81%	0.72	73						80
Hansen, Ashley	FWD	\$251,400	\$0	2	86%	0.66	71						47
Lynch, Quinten	FWD	\$288,300	-\$97,800	11	93%	0.61	70	73	61	85	72	73	70
McKinley, Ben	FWD	\$270,400	\$9,300	9	87%	0.62	66	47	47				105
Stevenson, Lewis	MID	\$234,700	\$140,200	8	74%	0.72	66	65		68	64	63	48
Smith, Ashley	DEF	\$139,200	\$44,700	3	79%	0.65	66	66		79	66	52	-14
Shuey, Luke	MID	\$140,100	\$45,600	3	75%	0.68	65						-5
Hurn, Shannon	DEF	\$234,900	-\$77,500	13	85%	0.60	64	57			70	43	63
Swift, Tom	MID	\$274,500	-\$26,900	10	64%	0.80	64	56	56				80
Naitanui, Nick	RUC	\$220,800	-\$11,600	17	72%	0.69	63	57	59	43	52	72	41
Selwood, Scott	DEF	\$291,100	\$39,700	15	81%	0.62	62	76	84	91	80	47	91
Strijk, Andrew	DEF	\$164,800	\$87,000	5	79%	0.61	60	60	65	42	49	84	-10
Sheppard, Bradley	DEF	\$231,500	\$98,000	11	80%	0.60	59	50	80	56	42	22	109
Kerr, Daniel	MID	\$257,000	-\$14,600	4	77%	0.60	59						94
Jones, Brett	DEF	\$222,900	\$20,300	8	86%	0.54	59	70		70			51
Hams, Ashton	DEF	\$228,200	\$150,400	9	81%	0.58	59	73		64	102	52	17
Masten, Chris	MID	\$224,200	-\$69,700	10	70%	0.64	57	54	47	64	52	53	63
McGinnity, Patrick	MID	\$218,000	-\$11,900	12	82%	0.55	55	38	38				59
Wilkes, Beau	DEF	\$199,900	-\$500	6	87%	0.51	54	36	36				50
Mackenzie, Eric	DEF	\$207,900	\$9,900	14	93%	0.45	52	57	35	89	35	70	50
Brown, Mitchell	DEF	\$202,300	-\$46,300	11	85%	0.48	52	47		63	32	45	74
Spangher, Matt	DEF	\$219,400	-\$19,100	4	86%	0.44	48						57
Schofield, Will	DEF	\$184,500	\$30,700	15	89%	0.43	48	37	44	51	30	22	86
Stevens, Koby	MID	\$89,500	\$0	1	55%	0.70	46						
Nicoski, Mark	DEF	\$191,600	-\$25,100	6	66%	0.56	46						55
Glass, Darren	DEF	\$173,600	-\$15,900	8	93%	0.35	41						23



Best AFL Fantasy Footy guide around

2010 AFL PROSPECTUS

Available at Target. and all good book stores



WESTERN BULLDOGS

FREAKO SAYS:

AFL DREAM TEAM AVERAGE

With tough games coming up against North Melbourne (Scott Thompson), Adelaide (Ben Ratten) and Geelong (Harry Taylor) a Barry Hall to Nick Riewoldt trade looks very appealing this week.

1718
(Ranked 2nd)

W. Bulldogs AFL Dream Team Points

Player	Pos	Price	Change	Games	TOG%	Pts Per Min	Ave.	Last 4	14	15	16	17	BE
Boyd, Matthew	MID	\$489,700	\$33,300	15	89%	1.08	116	128	121	142	133	117	116
Cross, Daniel	MID	\$441,600	\$20,700	17	89%	0.98	104	121	110	99	141	132	57
Lake, Brian	DEF	\$457,200	\$100,300	17	95%	0.92	104	123	137	115	130	109	103
Cooney, Adam	MID	\$380,300	-\$16,500	17	85%	0.97	98	94	63	109	92	110	82
Griffen, Ryan	MID	\$367,600	-\$4,700	16	81%	0.99	96	88	82	111	69	91	115
Giansiracusa, Daniel	FWD	\$336,700	-\$41,800	17	84%	0.90	90	84	71	81	64	119	69
Gilbee, Lindsay	DEF / MID	\$343,200	-\$17,700	17	86%	0.87	89	83	72	72	106	80	70
Harbrow, Jarrod	DEF	\$360,700	\$28,300	17	88%	0.83	87	96	66	81	102	134	34
Higgins, Shaun	FWD / MID	\$316,800	-\$72,200	14	76%	0.93	85	82	78	92	79	78	80
Eagleton, Nathan	MID	\$338,100	-\$14,800	9	77%	0.93	84	107			107		63
Murphy, Robert	FWD	\$312,900	-\$37,900	14	80%	0.82	77	80	71	89	75	84	75
Hall, Barry	FWD	\$313,100	\$31,900	16	91%	0.71	77	71	43	97		73	64
Johnson, Brad	FWD	\$340,600	-\$90,800	8	76%	0.85	77	85	87	95	86	70	98
Hahn, Mitch	FWD	\$298,200	-\$11,000	14	86%	0.73	75	43	43				115
Hargrave, Ryan	DEF	\$350,100	-\$59,400	14	80%	0.78	75	90	54	102	121	81	60
Moles, Brodie	MID	\$255,700	\$171,900	8	75%	0.82	74	87			85	88	18
Hill, Josh	FWD	\$288,500	-\$45,000	11	84%	0.71	72						78
Grant, Jarrad	FWD	\$258,600	\$161,900	13	80%	0.76	71	71	67	54	52	109	32
Hudson, Ben	RUC	\$276,600	\$3,100	17	72%	0.82	70	64	58	72	59	68	80
Akermanis, Jason	FWD	\$305,100	-\$108,100	9	74%	0.78	69						125
Everitt, Andrejs	DEF	\$269,000	\$31,700	8	79%	0.69	65	68			68		54
Minson, Will	RUC	\$275,600	-\$20,400	11	74%	0.71	64	47	47				89
Reid, Sam	MID	\$209,200	\$0	1	61%	0.86	62	62	62				
Picken, Liam	MID	\$269,000	\$20,700	12	87%	0.58	61	76	90	78	57	79	65
Roughead, Jordan	RUC	\$153,300	\$58,800	4	65%	0.79	60	69		51		86	-22
Ward, Callan	MID	\$266,400	-\$42,800	4	77%	0.62	57	57	62	39	65	60	74
Wood, Easton	DEF	\$179,700	\$19,300	6	78%	0.57	53	49	49	37	41	67	26
Morris, Dale	DEF	\$210,300	-\$16,800	16	97%	0.44	50	54	43	57	57	58	42
Addison, Dylan	MID	\$196,200	-\$13,200	9	75%	0.54	49						55
Stack, Brennan	FWD	\$184,000	-\$4,900	8	67%	0.56	45	12		12			77
Williams, Tom	DEF	\$169,600	-\$10,200	15	74%	0.51	45	51		66	40	46	41



Best AFL Fantasy Footy guide around

2010 AFL PROSPECTUS

Available at  Target. and all good book stores

