



CHAMPION/DATA/ISSUE 15

Hi and welcome to the 15th edition of the Fantasy Freako's rave for 2010. There are only three H&A games in the Dream Team season to go, so you should really be looking at finalising your team in the next week or so, making sure that you leave yourself at least three trades up your sleeve for the finals. Good luck to all coaches for Round 16.

IT'S ABOUT TIME ROOSY!

When Paul Roos declared pre-match last week that Adam Goodes would be playing in the midfield, I immediately licked my lips as I knew that he would get amongst it. He didn't disappoint, scoring an equal career-high 158 points, courtesy of his 33 disposals, 11 marks and three goals. If he's going to continue in this role for the remainder of the year, he's a must for any side, and considering that he has a breakeven score of only five points this week, you have to bring him before his price booms.

If you decide to trade him in, I would only do it as a forward, as the talent pool for midfielders is far greater than the latter. Currently he's the 19th most expensive forward in the league, and is cheaper than the likes of Richard Douglas, Jarrad Waite, Adam Schneider and Tarkyn Lockyer, which says alot about how poor he's actually been this year.

Goodsey's cracker games

Season	Rnd	Opposition	K	H	M	T	FF	FA	HO	G	B	DT
2009	19	Richmond	21	4	12	6	3	1	0	4	3	158
2010	15	North Melbourne	20	13	11	5	1	1	1	3	2	158
2007	21	Collingwood	23	10	11	7	1	0	1	0	1	153
2005	18	Adelaide	23	10	7	5	1	0	5	1	0	142
2003	21	Collingwood	18	10	5	5	5	1	20	1	1	138
2006	9	Hawthorn	26	2	16	2	0	1	0	0	1	136
2006	19	Melbourne	23	6	12	2	3	2	0	2	2	136
1999	11	St Kilda	18	2	14	1	2	0	10	3	1	135
2003	1	Carlton	23	5	9	2	2	2	18	0	3	131
2006	22	Carlton	18	8	9	2	1	0	0	4	0	130

PREPARE FOR THE UNKNOWN

If we cast our minds back to Round 19 last season, Ross Lyon gave us several sleepless nights after he decided to rest all of his big guns. With the likes of Nick Riewoldt, Lenny Hayes, Leigh Montagna, Nick Dal Santo, Sam Fisher, Sam Gilbert and Brendon Goddard all rested, it meant that we all struggled to field a starting 22, with many coaches playing short in a number of positions.

If we look into the crystal ball this season, Ross Lyon may have a similar plan in store for us, with St Kilda taking on Port Adelaide at Etihad Stadium in the corresponding round this year. Let's face it, the Saints VFL affiliate can beat the Power the way they're travelling at the minute, so him resting his stars looks to be a feasible proposition.

To avoid any finals heartache, don't over commit yourself to too many St Kilda players in the one position. Make sure you have at least one playing reserve in each position, if not two, and as always, conserve your trades as much as possible for a rainy days such as this.

Saints run home

Round	Opposition	Home/Away	Venue
16	Collingwood	A	MCG
17	Hawthorn	H	Etihad Stadium
18	Essendon	A	Etihad Stadium
19	Port Adelaide	H	Etihad Stadium
20	North Melbourne	A	Etihad Stadium
21	Richmond	H	Etihad Stadium
22	Adelaide	A	AAMI Stadium

ADELAIDE CROWS

FREAKO SAYS:


The Crows have a pretty tough run home, playing four of the top-eight sides in their final seven matches. Avoid bringing any of them in for now.

AFL DREAM TEAM AVERAGE

1560
(Ranked 10th)

Adelaide AFL Dream Team Points

Player	Pos	Price	Change	Games	TOG%	Pts Per Min	Ave.	Last 4	12	13	14	15	BE
Symes, Brad	DEF	\$360,500	\$9,700	4	84%	0.89	94	94	98	99	90	87	92
Edwards, Tyson	MID	\$369,200	-\$55,900	10	85%	0.89	91						95
Thompson, Scott	MID	\$361,200	-\$69,000	14	82%	0.90	91	84	27	70	146	93	31
Goodwin, Simon	DEF	\$399,300	\$5,700	15	88%	0.84	91	105	81	133	85	119	94
Douglas, Richard	FWD	\$388,300	\$99,300	15	82%	0.87	87	96	115	68	99	101	90
Vince, Bernie	MID	\$348,700	-\$92,700	11	81%	0.87	86	77		90	46	94	121
Johncock, Graham	DEF	\$353,700	-\$4,400	9	87%	0.79	85	79	69	118	58	72	134
van Berlo, Nathan	MID	\$345,700	\$2,600	12	89%	0.74	82	85	102	78	100	59	99
Reilly, Brent	MID	\$308,900	-\$19,400	15	83%	0.80	81	77	89	64	72	83	76
Knights, Chris	FWD	\$359,200	-\$12,800	3	85%	0.80	80						97
Bock, Nathan	DEF	\$324,100	-\$62,300	9	87%	0.72	76	77	77				62
Burton, Brett	FWD	\$282,500	\$53,100	6	80%	0.76	74						98
Schmidt, Chris	DEF	\$268,900	\$174,400	8	78%	0.76	72						86
Doughty, Michael	DEF / MID	\$318,100	-\$64,200	15	90%	0.65	72	86	109	104	47	84	107
McLeod, Andrew	DEF	\$288,000	-\$49,300	11	82%	0.70	69						125
Dangerfield, Patrick	FWD / MID	\$284,600	\$52,600	13	80%	0.69	68	74	63	72	81	81	51
Stevens, Scott	DEF / FWD	\$276,200	\$1,600	11	86%	0.63	68	74	80	70	55	92	59
Armstrong, Tony	MID	\$236,100	\$141,600	8	72%	0.75	67	58	89	52	59	33	84
Henderson, Ricky	FWD / DEF	\$201,500	\$107,000	5	75%	0.72	67	76	51	60	72	119	-40
Porplyzia, Jason	FWD	\$256,600	-\$76,300	13	87%	0.62	66	75	44		99	82	11
Tippett, Kurt	FWD / RUC	\$305,300	-\$14,100	15	88%	0.60	65	92	89	74	107	98	23
Mackay, David	MID	\$276,100	-\$44,700	9	77%	0.68	64	46	79	12			115
Sloane, Rory	MID	\$261,200	\$85,400	7	73%	0.69	63	74	73	92	65	64	66
Walker, Taylor	FWD	\$243,600	\$22,600	12	84%	0.61	63	62	42	74	64	69	49
Rutten, Ben	DEF	\$258,600	-\$5,200	15	100%	0.51	63	62	58	77	65	47	81
Jaensch, Matthew	FWD	\$208,100	\$130,300	6	75%	0.68	63	59		86	26	64	65
Maric, Ivan	RUC	\$213,300	-\$27,100	14	73%	0.69	62	42	24	44	70	31	58
Griffin, Jonathon	RUC	\$206,600	-\$4,300	7	58%	0.72	52	51	45	62	33	63	58
Cook, Myke	MID	\$206,500	\$8,800	9	74%	0.58	52						55
Petrenko, Jared	DEF	\$188,300	-\$6,500	12	80%	0.52	51	58	58				33
Davis, Phil	DEF / FWD	\$180,900	\$86,400	11	79%	0.52	50	49		59	44	44	47
Young, Will	DEF	\$94,500	\$0	1	83%	0.36	36						
Gunston, Jack	FWD	\$89,500	\$0	1	60%	0.48	36						
Hentschel, Trent	FWD	\$217,900	-\$26,400	3	59%	0.49	35						100
Sellar, James	RUC	\$163,600	\$0	1	27%	0.73	24						



Best AFL Fantasy Footy guide around

2010 AFL PROSPECTUS

Available at  Target. and all good book stores



BRISBANE LIONS

FREAKO SAYS:


If you've had Tom Rockliff filling in for Jonathan Brown, you may have a difficult decision this week. Michael Voss has already declared that his skipper should return this week, posing a selection dilemma. Considering Rockliff has averaged 105 points per game since Round 10, I would go with him instead of Brown for now.

AFL DREAM TEAM AVERAGE

1580
(Ranked 7th)

Brisbane Lions AFL Dream Team Points

Player	Pos	Price	Change	Games	TOG%	Pts Per Min	Ave.	Last 4	12	13	14	15	BE
Rischitelli, Michael	MID	\$398,400	\$88,800	15	79%	0.99	96	107	126	95	109	97	92
Black, Simon	MID	\$397,200	-\$400	13	76%	1.00	93	119	100		117	139	41
Johnstone, Travis	MID	\$367,000	\$39,000	13	88%	0.83	89	81	51	104	85	85	104
Power, Luke	MID	\$337,600	-\$83,200	14	88%	0.81	88	73	69	86	47	91	114
Brown, Jonathan	FWD	\$305,500	-\$110,300	11	97%	0.73	87						39
Rockliff, Tom	FWD	\$369,500	\$268,400	12	76%	0.92	85	103	104	98	99	110	67
Brennan, Jared	FWD / MID	\$302,300	-\$70,700	11	80%	0.85	83	78	81	86	57	87	82
Redden, Jack	MID	\$360,900	\$95,000	15	80%	0.80	78	106	105	117	95	107	68
Rich, Daniel	MID	\$322,100	-\$17,000	15	81%	0.78	77	80	100	73	43	104	94
Maguire, Matt	DEF	\$286,600	\$184,900	10	86%	0.71	75						54
Leuenberger, Matthew	RUC	\$296,800	\$94,700	15	70%	0.87	74	77	69	45	121	71	30
Clark, Mitch	RUC	\$306,100	-\$108,700	12	74%	0.82	74	73	81	72	57	80	92
Drummond, Josh	DEF	\$307,300	-\$26,200	7	80%	0.74	73						135
Staker, Brent	FWD / MID	\$329,000	\$93,900	15	92%	0.65	73	82	71	94	89	74	83
Sherman, Justin	MID	\$273,400	-\$105,300	13	88%	0.67	71	56	63	61	72	26	106
Stiller, Cheynee	MID	\$291,300	\$5,900	4	76%	0.75	71						64
McGrath, Ashley	DEF	\$279,300	-\$29,500	12	84%	0.67	69	55			45	64	100
Hawksley, James	DEF	\$266,600	\$67,100	10	82%	0.68	68	68	75	60			64
Cornelius, Aaron	FWD	\$191,800	\$26,600	3	72%	0.77	66	66		64	63	72	8
Banfield, Todd	MID	\$256,300	\$161,800	15	81%	0.66	65	62	59	96	50	43	99
Fevola, Brendan	FWD	\$223,900	-\$169,400	14	98%	0.53	64	53	39	41		79	47
Raines, Andrew	DEF	\$234,300	\$16,100	10	83%	0.61	62	63	60	66			49
Selwood, Troy	MID	\$230,800	\$16,400	4	75%	0.66	60	42	58	25			89
Buchanan, Amon	FWD	\$258,400	-\$10,000	10	65%	0.75	60	68	80	48	60	83	50
Polkinghorne, James	FWD	\$206,600	-\$28,000	10	81%	0.58	58	43			52	34	68
Hanley, Pearce	DEF	\$118,600	\$0	2	74%	0.62	56	80				80	-23
Adcock, Jed	DEF	\$283,200	-\$88,200	5	68%	0.64	54						73
Proud, Albert	MID	\$223,800	\$0	2	68%	0.62	52						63
Collier, Tom	DEF	\$196,100	\$12,300	6	81%	0.53	52	50	61	65	25	49	73
Patfull, Joel	DEF	\$190,500	-\$33,800	14	89%	0.46	50	50	46	49	39	66	37
Merrett, Daniel	DEF	\$185,800	-\$13,500	9	89%	0.43	46	51	38	52	48	65	26
Sheldon, Sam	MID	\$192,100	-\$4,900	5	81%	0.46	44	40	50	48	23		73
O'Brien, Jesse	DEF / FWD	\$89,500	\$0	1	69%	0.42	35	35			35		
Austin, Matt	DEF / MID	\$170,600	-\$13,200	3	76%	0.35	34						57



Best AFL Fantasy Footy guide around

2010 AFL PROSPECTUS

Available at  Target. and all good book stores



CARLTON

FREAKO SAYS:


The Swans give up an average of 324 disposals and 87 marks per match this year – the fewest of any side in the competition. Whatever you do, don't make any Carlton player's captain this week.

AFL DREAM TEAM AVERAGE

1662
(Ranked 4th)

Carlton AFL Dream Team Points

Player	Pos	Price	Change	Games	TOG%	Pts Per Min	Ave.	Last 4	12	13	14	15	BE
Judd, Chris	MID	\$392,900	-\$21,700	12	82%	1.06	107	92	69	86	99	115	80
Simpson, Kade	MID	\$396,600	\$4,700	15	86%	0.99	104	98	109	102	108	74	114
Gibbs, Bryce	MID	\$417,000	-\$53,000	15	90%	0.92	101	110	115	106	102	116	94
Murphy, Marc	MID	\$391,000	-\$59,200	14	82%	0.99	99	89	101		69	96	127
Scotland, Heath	DEF	\$348,300	-\$31,000	15	85%	0.93	97	78	78	58	100	75	85
Waite, Jarrad	DEF / FWD	\$386,200	\$42,600	8	88%	0.85	93	102	104	99			86
Carrazzo, Andrew	DEF / MID	\$320,700	-\$53,400	15	84%	0.88	90	75	51	90	80	79	81
Russell, Jordan	DEF	\$329,000	\$4,500	15	91%	0.80	88	73	58	83	62	90	94
Bower, Paul	DEF	\$322,200	\$9,100	4	89%	0.80	86	61		62		59	120
Walker, Andrew	MID	\$359,900	\$41,800	11	90%	0.78	84	90	79	116	78	88	103
Betts, Eddie	FWD	\$339,600	\$65,300	15	88%	0.75	80	80	74	119	103	23	128
Kreuzer, Matthew	RUC	\$298,900	-\$31,600	13	64%	0.97	76	39	72	5			146
Houlihan, Ryan	FWD	\$289,800	-\$27,500	13	84%	0.73	75	65	64	71	85	41	91
McLean, Brock	MID	\$292,700	-\$75,200	6	65%	0.90	71						75
Robinson, Mitch	MID	\$281,900	\$24,000	10	74%	0.78	70	53	54		51	53	107
Garlett, Jefferey	FWD	\$280,800	\$42,500	12	82%	0.69	69	74	50	87	78	80	52
Jacobs, Sam	RUC	\$274,200	\$77,600	10	66%	0.85	69	74	64	66	86	79	40
Thornton, Bret	DEF	\$267,500	-\$82,900	12	92%	0.61	68	62	73	65	38	70	92
White, Simon	DEF	\$220,400	\$142,600	6	74%	0.73	66						62
Hadley, Richard	MID	\$291,900	-\$26,100	4	74%	0.72	65	76	75	76			67
Anderson, Joe	DEF	\$226,700	\$33,400	5	81%	0.63	62						36
Yarran, Chris	FWD	\$254,700	\$40,100	12	78%	0.65	62	70		89	78	42	70
Lucas, Kane	MID	\$210,100	\$96,600	7	63%	0.80	61	62		62			89
Johnson, Chris	DEF	\$258,400	-\$4,400	3	57%	0.86	61						82
Henderson, Lachie	DEF / FWD	\$257,900	\$31,900	11	87%	0.57	60	74		75	80	67	46
Armfield, Dennis	DEF	\$251,200	\$31,800	12	84%	0.58	60	63	50	71	63	67	58
Browne, Steven	DEF	\$246,100	-\$10,900	3	81%	0.55	54	48	48				84
O'hAilpin, Setanta	DEF / FWD	\$175,100	-\$30,000	14	89%	0.50	54	33	21		67	12	52
Grigg, Shaun	MID	\$278,100	\$0	1	68%	0.63	52	52			52		
Warnock, Robert	RUC	\$157,700	\$55,900	5	53%	0.79	51						24
Joseph, Aaron	MID	\$223,800	-\$1,900	15	85%	0.49	50	60	58	55	64	61	42
Hampson, Shaun	RUC	\$234,800	\$0	2	66%	0.55	44	44			27	60	88
Jamison, Michael	DEF	\$168,600	\$4,300	15	94%	0.37	42	44	51	21	57	45	24



Best AFL Fantasy Footy guide around

2010 AFL PROSPECTUS

Available at  Target. and all good book stores



COLLINGWOOD

FREAKO SAYS:

Scott Pendlebury couldn't get anywhere near it against the Saints in Round 3, finishing with a season-low 16 disposals and 70 points. I doubt that he'll struggle like that again this week, so feel free to bring him in if you're upgrading one of your midfielders.

AFL DREAM TEAM AVERAGE

1637
(Ranked 5th)

Collingwood AFL Dream Team Points

Player	Pos	Price	Change	Games	TOG%	Pts Per Min	Ave.	Last 4	12	13	14	15	BE
Swan, Dane	MID	\$521,300	-\$2,200	15	80%	1.26	123	141	150	110	161	141	88
Pendlebury, Scott	MID	\$434,500	-\$20,200	15	77%	1.11	104	108	136	79	124	92	109
Thomas, Dale	FWD	\$376,800	\$40,500	15	81%	0.97	96	88	77	100	91	83	108
Didak, Alan	FWD / MID	\$389,300	-\$62,000	14	77%	0.99	94	91		89	103	82	106
Ball, Luke	MID	\$366,800	\$300	14	73%	1.02	91	81		93	79	70	125
Beams, Dayne	MID	\$333,700	\$0	14	76%	0.91	84	91	96	63	119	86	44
Shaw, Heath	DEF	\$306,800	-\$58,600	14	92%	0.72	81	78	49	101	93	70	66
Lockyer, Tarkyn	FWD	\$346,100	-\$63,700	8	87%	0.76	80	91	116	70	105	72	82
Wellingham, Sharrod	MID	\$274,300	-\$11,900	13	74%	0.88	79	63	64	63	63	60	82
Sidebottom, Steele	MID	\$321,300	\$66,700	14	77%	0.84	79	76	111	82		36	122
Cloke, Travis	FWD	\$302,600	-\$47,500	15	89%	0.72	78	77	93	64	93	59	74
Jolly, Darren	RUC	\$383,500	\$2,000	15	77%	0.83	78	106	72	123	136	94	57
Johnson, Ben	MID	\$269,900	-\$24,100	13	77%	0.78	73	66		60	85	54	63
Dawes, Chris	FWD	\$267,300	\$33,500	9	86%	0.69	72	74		71	79	72	49
Blair, Jarryd	MID	\$94,500	\$0	2	69%	0.86	71	71			67	74	-70
Dick, Brad	FWD	\$271,800	\$0	2	55%	1.04	68	68	89	46			68
Maxwell, Nick	DEF	\$257,900	-\$74,100	12	89%	0.61	67	37	37				98
O'Brien, Harry	DEF	\$281,100	\$8,100	15	98%	0.56	67	71	83	80	71	51	88
O'Bree, Shane	MID	\$307,000	-\$54,900	6	78%	0.69	66						122
Macafer, Brent	FWD	\$260,300	\$56,400	10	84%	0.63	64	72	72				56
Davis, Leon	FWD / MID	\$236,500	-\$198,900	13	82%	0.62	63	57	50	37	83		57
Toovey, Alan	DEF	\$245,000	-\$3,200	15	96%	0.52	61	54	54	55	73	35	75
Medhurst, Paul	FWD	\$247,500	-\$41,700	9	79%	0.62	60	63	63				89
McCarthy, John	MID	\$202,100	\$0	1	74%	0.66	59						
Reid, Ben	FWD	\$250,700	\$81,500	12	95%	0.49	56	66	90	46	77	49	61
Fraser, Josh	RUC	\$246,500	-\$139,300	8	59%	0.76	55	48	48				95
Brown, Leigh	DEF / FWD	\$230,800	\$1,000	9	82%	0.52	52	60	52	89	31	67	74
Anthony, John	FWD	\$241,300	-\$64,600	6	79%	0.54	52	53			71	35	74
Wood, Cameron	RUC	\$252,300	-\$67,700	4	54%	0.67	45						131
Goldsack, Tyson	DEF	\$204,000	-\$12,600	3	79%	0.45	43	43		32	40	56	56
Barham, Jaxson	MID	\$313,400	\$0	1	84%	0.37	36	36	36				
Brown, Nathan J.	DEF	\$145,000	-\$16,600	5	97%	0.28	34						57
Prestigiacomo, Simon	DEF	\$115,700	-\$29,300	9	95%	0.24	27	27	18	38	27	25	34



Best AFL Fantasy Footy guide around

2010 AFL PROSPECTUS

Available at  Target. and all good book stores



ESSENDON

FREAKO SAYS:


Matthew Knights has alot to answer for. Last week he failed to use Brent Stanton in one centre bounce stoppage, preferring to use him outside of the midfield. At his best, he's one of the most attacking midfielders in the league, but sadly, the role he's currently playing isn't conducive to high scoring.

AFL DREAM TEAM AVERAGE

1592
(Ranked 6th)

Essendon AFL Dream Team Points

Player	Pos	Price	Change	Games	TOG%	Pts Per Min	Ave.	Last 4	12	13	14	15	BE
Prismall, Brent	MID	\$397,600	-\$22,000	10	77%	1.05	100	91		97	84		116
Stanton, Brent	MID	\$346,800	-\$96,800	13	79%	1.01	100	77	73	70	79	86	94
Watson, Jobe	MID	\$383,800	-\$16,100	15	79%	0.98	96	93	82	114	64	110	113
Lovett-Murray, Nathan	DEF	\$338,900	\$9,000	11	79%	0.94	92	84	75	72	68	122	63
Ryder, Patrick	RUC	\$384,100	\$23,800	15	86%	0.84	90	88	92	95	97	66	124
Winderlich, Jason	MID	\$385,100	-\$28,400	15	77%	0.93	88	101	71	113	94	126	68
Hille, David	RUC	\$361,500	\$124,200	11	75%	0.88	82						189
Houli, Bachar	DEF / MID	\$297,700	\$0	2	80%	0.79	79						64
Hocking, Heath	MID	\$283,900	-\$34,700	15	86%	0.74	78	66	34	68	84	76	52
Monfries, Angus	FWD	\$280,800	-\$43,000	10	84%	0.72	74	43				43	117
Davey, Alwyn	FWD	\$317,500	\$40,500	12	84%	0.70	73	80	91	102	60	65	112
Reimers, Kyle	FWD	\$273,200	-\$4,900	6	83%	0.70	72	55			54	55	95
Zaharakis, David	MID	\$295,000	\$12,900	15	84%	0.69	72	78	77	71	92	70	58
Howlett, Ben	MID	\$253,100	\$175,300	8	70%	0.82	72	73				73	55
Dyson, Ricky	MID	\$266,800	-\$42,800	8	83%	0.69	71	55	39			70	90
Welsh, Andrew	MID	\$296,700	-\$77,700	11	80%	0.72	71	65	61	47	107	43	72
Jetta, Leroy	FWD	\$260,200	\$55,100	8	81%	0.70	71	58	53	64	56	57	81
Dempsey, Courtenay	DEF	\$265,000	-\$1,000	13	85%	0.67	70	71	90			52	56
Fletcher, Dustin	DEF	\$272,400	-\$34,100	12	90%	0.62	70	66	72	59			73
Pears, Tayte	DEF	\$260,300	\$21,000	10	91%	0.58	66	72	72	72			50
McVeigh, Mark	MID	\$286,600	\$18,200	12	91%	0.58	65	73	69	91	68	63	83
Hurley, Michael	DEF / FWD	\$249,600	-\$23,700	12	89%	0.56	62	67	84	45	47	90	50
Loneragan, Sam	MID	\$242,600	-\$32,200	11	86%	0.57	62	61	64	59	49	71	61
Colyer, Travis	MID	\$179,000	\$89,500	5	72%	0.70	62	58				58	17
Melksham, Jake	MID	\$217,700	\$96,200	10	70%	0.68	58	62	45	80	60		23
Neagle, Jay	FWD	\$202,100	\$0	2	82%	0.56	58	74				74	35
Slattery, Tyson	DEF	\$94,500	\$0	1	75%	0.60	57	57			57		
Myers, David	DEF	\$220,200	\$31,300	6	74%	0.63	57	42	42				106
Atkinson, Jarrod	DEF	\$226,700	-\$14,100	7	82%	0.56	56	60		60			31
Gumbleton, Scott	FWD	\$210,300	\$115,800	14	87%	0.50	54	52	62	51	42		64
Bellchambers, Tom	RUC	\$183,100	\$29,300	4	76%	0.56	53	53	56	71	47	38	52
Hooker, Cale	DEF	\$195,900	-\$85,600	11	83%	0.51	52	44		50	51	32	63
Slattery, Henry	MID	\$182,800	-\$74,200	10	81%	0.48	49	39	29	47	42		48
Williams, Mark	FWD	\$220,600	-\$43,700	4	85%	0.37	39						67
Quinn, Michael	DEF / FWD	\$246,900	\$0	1	77%	0.25	24	24			24		



Best AFL Fantasy Footy guide around

2010 AFL PROSPECTUS

Available at  Target. and all good book stores



FREMANTLE

FREAKO SAYS:


Paul Duffield looks to be great value at that price. He ranks No.1 at the Dockers for both kicks and marks and is averaging a career-high 91 points per match. Keep him in mind.

AFL DREAM TEAM AVERAGE

1535
(Ranked 12th)

Fremantle AFL Dream Team Points

Player	Pos	Price	Change	Games	TOG%	Pts Per Min	Ave.	Last 4	12	13	14	15	BE
Barlow, Michael	MID	\$454,600	\$348,800	13	78%	1.11	110	117	118	121	111		108
Sandilands, Aaron	RUC	\$417,200	-\$2,600	15	90%	0.91	102	111	104	128	104	108	100
Pavlich, Matthew	FWD / MID	\$335,400	-\$69,500	15	93%	0.80	94	79	93	68	56	98	97
Broughton, Greg	DEF	\$362,500	-\$22,700	8	89%	0.81	92						69
Duffield, Paul	DEF	\$363,200	-\$29,500	15	92%	0.79	91	92	101	82	108	78	85
Mundy, David	MID	\$374,100	\$28,200	15	76%	0.93	89	97	101	90	83	112	85
Bradley, Kepler	DEF / RUC	\$291,200	\$8,200	8	79%	0.81	79	75	81	66	52	99	67
Palmer, Rhys	MID	\$297,900	\$20,200	9	65%	0.94	76	82		63	112	71	40
Hill, Stephen	MID	\$270,400	\$15,300	15	85%	0.68	73	68	56	46	73	97	32
Hasleby, Paul	MID	\$282,800	-\$75,700	14	73%	0.79	72	70	48	86	82	64	65
Ballantyne, Hayden	FWD	\$272,800	\$34,400	15	83%	0.66	68	66	89	75	64	36	104
Fyfe, Nathan	FWD	\$261,200	\$171,700	10	74%	0.73	68	53	53	72	33		90
Johnson, Michael	DEF	\$276,800	-\$54,500	10	89%	0.60	67	72			100	44	63
McPhee, Adam	FWD / DEF	\$275,900	-\$64,900	15	83%	0.64	67	74	62	69	47	119	40
Crowley, Ryan	MID	\$248,500	\$6,100	15	85%	0.62	66	58	60	37	93	40	53
McPharlin, Luke	DEF / FWD	\$238,700	-\$38,100	8	88%	0.57	63						131
Mayne, Chris	FWD	\$233,100	\$12,300	11	84%	0.58	62						70
Hayden, Roger	DEF	\$239,300	-\$5,100	15	82%	0.60	61	64	68	64	66	58	55
Robertson, Dylan	DEF	\$193,800	\$104,300	5	66%	0.74	61	70		70	93	46	6
Silvagni, Alex	DEF	\$194,800	\$117,000	12	85%	0.56	59	50	61	25	42	70	34
Morabito, Anthony	MID	\$229,100	\$83,600	15	71%	0.66	59	67	55	42	83	88	0
Pearce, Clancee	DEF	\$222,000	-\$24,600	4	74%	0.60	55	49				49	67
Ibbotson, Garrick	MID	\$247,500	-\$66,300	10	80%	0.55	55	64	47	77	74	59	52
Headland, Des	FWD	\$272,700	-\$41,900	4	76%	0.56	54						103
Grover, Antoni	DEF	\$225,700	-\$42,500	6	86%	0.50	53	52	48	66	41		62
Suban, Nick	DEF	\$208,100	-\$32,800	8	68%	0.60	52	39	45			32	78
DeBoer, Matthew	MID	\$223,600	-\$18,600	11	81%	0.48	49	62		50	78	59	30
Tarrant, Chris	DEF	\$175,800	-\$48,700	12	97%	0.39	48	46	33	59			39
Schammer, Byron	MID	\$363,300	\$0	1	73%	0.51	45	45	45				
van Berlo, Jay	MID	\$155,200	-\$39,200	12	87%	0.38	40	35	27	26	45	43	28
Dodd, Steven	DEF	\$267,400	\$0	2	80%	0.34	36						129
Ruffles, Tim	FWD	\$158,200	\$0	1	58%	0.29	20	20				20	
Clarke, Zac	RUC	\$173,100	\$0	1	60%	0.14	10	10	10				



Best AFL Fantasy Footy guide around

2010 AFL PROSPECTUS

Available at  Target. and all good book stores



GEELONG CATS

FREAKO SAYS:


Jimmy Bartel has a terrific record against Adelaide at AAMI Stadium, scoring 117, 145 and 111 points from his past three matches. He was back in form last week with a season-high 139 points and looks to be a great captain choice.

AFL DREAM TEAM AVERAGE

1758
(Ranked 1st)

Geelong Cats AFL Dream Team Points

Player	Pos	Price	Change	Games	TOG%	Pts Per Min	Ave.	Last 4	12	13	14	15	BE
Ablett, Gary	MID	\$452,100	-\$69,900	14	91%	1.09	121	109	103	114	108	109	121
Chapman, Paul	FWD / MID	\$459,400	-\$35,100	14	87%	1.10	119	115	99		130	117	96
Bartel, Jimmy	MID	\$436,300	-\$43,900	15	88%	1.02	111	116	137	94	94	139	93
Corey, Joel	MID	\$433,100	-\$35,500	5	79%	1.02	101	119			119		80
Selwood, Joel	MID	\$421,800	-\$31,600	15	83%	0.99	100	106	90	120	109	104	102
Kelly, James	DEF / MID	\$374,900	\$2,000	13	86%	0.89	94	102	120		101	86	93
Johnson, Steve	FWD	\$385,600	-\$51,300	13	85%	0.89	94	96	125	66			97
Enright, Corey	DEF	\$385,300	-\$9,000	15	89%	0.85	93	91	83	131	108	42	138
Mackie, Andrew	DEF	\$377,100	\$12,000	15	90%	0.80	88	101	92	89	126	98	58
Podsiadly, James	FWD	\$313,800	\$236,000	12	86%	0.83	88	80	111	31	120	59	55
Milburn, Darren	DEF	\$347,500	-\$7,700	13	85%	0.84	87	80	66	117	73	62	125
Stokes, Mathew	FWD	\$334,200	\$12,200	8	80%	0.88	85	88	79	65	106	101	43
Byrnes, Shannon	FWD	\$330,300	-\$44,800	15	81%	0.83	83	78	124	61	84	41	122
Ling, Cameron	MID	\$311,400	-\$77,100	13	84%	0.76	78	75	57	90		79	64
Varcoe, Travis	FWD	\$268,800	-\$7,300	10	80%	0.74	72	67	105	35	53	75	73
Mooney, Cameron	FWD	\$270,600	-\$58,100	11	87%	0.67	72	43		43			135
Hawkins, Tom	FWD	\$313,100	\$16,600	10	79%	0.74	72						64
Duncan, Mitch	FWD / MID	\$247,100	\$157,600	8	73%	0.74	67	47			56	38	91
Taylor, Harry	DEF	\$227,600	-\$45,500	14	87%	0.63	67	52	50	36		70	64
Ottens, Brad	RUC	\$244,300	\$5,300	6	65%	0.82	66	57				57	66
Hunt, Josh	DEF	\$245,300	\$81,200	15	84%	0.59	62	58	30	74	71	56	56
Wojcinski, David	DEF	\$238,600	-\$19,700	15	79%	0.62	60	54	48	51	63	52	63
Hogan, Simon	MID	\$241,600	-\$20,700	9	70%	0.68	59	53	48		81	31	69
Hunt, Taylor	DEF	\$157,600	\$63,100	4	65%	0.74	59	60	73	38	70		10
Loneragan, Tom	FWD	\$199,400	-\$3,200	15	91%	0.48	53	45	35	38	77	31	41
Scarlett, Matthew	DEF	\$240,900	-\$46,300	8	92%	0.48	53	60		61	85	35	60
Blake, Mark	RUC	\$219,500	-\$26,100	15	60%	0.68	50	56	60	55	58	52	54
Gamble, Ryan	FWD	\$234,300	\$0	2	79%	0.49	48	57		57			80
Simpson, Dawson	RUC	\$94,500	\$0	2	43%	0.78	44						-16
West, Trent	RUC	\$120,200	\$18,700	3	62%	0.58	43	43	42	29	58		3
Djerrkura, Nathan	MID	\$193,300	\$0	1	65%	0.47	40						
Rooke, Max	FWD	\$274,000	\$0	1	74%	0.42	36						
Motlop, Steven	FWD	\$94,500	\$0	1	17%	0.65	13						



Best AFL Fantasy Footy guide around
2010 AFL PROSPECTUS

Available at  Target. and all good book stores

AVAILABLE NOW!
STOCKS LIMITED
\$39.95
r.p.p.

HAWTHORN

FREAKO SAYS:

Sam Mitchell is expected to return this week after he missed last week's match with injury. Like Matthew Boyd earlier this year, he's had a plate inserted into his broke hand, which should enable him to take the field this week.

AFL DREAM TEAM AVERAGE

1539
(Ranked 11th)

Hawthorn AFL Dream Team Points

Player	Pos	Price	Change	Games	TOG%	Pts Per Min	Ave.	Last 4	12	13	14	15	BE
Hodge, Luke	DEF / MID	\$412,500	\$45,700	15	86%	1.03	108	102	140	61	119	87	102
Mitchell, Sam	MID	\$393,400	-\$55,800	11	88%	0.92	99	113	112	98	128		68
Franklin, Lance	FWD	\$412,000	\$57,100	11	96%	0.82	97	110	103	130	96	110	102
Lewis, Jordan	MID	\$347,500	-\$64,100	15	79%	0.89	87	81	98	89	62	73	125
Rioli, Cyril	FWD	\$369,400	\$34,500	14	82%	0.83	84	112	143	82	113	109	54
Birchall, Grant	DEF	\$307,900	-\$20,000	15	82%	0.81	82	75	76	62	88	72	70
Burgoyne, Shaun	MID	\$318,800	\$4,200	8	79%	0.82	78	84	80	84	87	86	65
Sewell, Brad	MID	\$295,500	-\$150,600	11	86%	0.72	76	74	62	64	63	105	53
Ellis, Xavier	DEF	\$293,400	-\$12,200	15	75%	0.79	73	78	111	68	76	58	85
Roughead, Jarryd	FWD	\$278,200	-\$43,500	15	94%	0.62	71	71	87	52	100	45	63
Guerra, Brent	DEF	\$275,400	-\$37,900	15	78%	0.74	71	66	66	53	67	79	60
Kayler-Thomson, Jarrod	MID	\$133,400	\$55,600	3	69%	0.83	71						-47
Young, Clinton	MID	\$267,700	\$36,400	11	74%	0.74	68	70		86	62	63	75
Bateman, Chance	MID	\$248,500	-\$127,600	10	78%	0.68	65	52		32	56	69	61
Ladson, Rick	DEF / MID	\$255,800	\$70,700	10	80%	0.65	64	67	76	58			57
Whitecross, Brendan	DEF	\$255,400	-\$56,200	9	80%	0.64	64	64	64				63
Morton, Jarryd	FWD / MID	\$264,900	-\$26,000	5	89%	0.57	64						83
Moss, Garry	MID	\$268,300	-\$2,400	3	82%	0.63	64						89
Brown, Campbell	DEF	\$256,500	\$8,100	11	91%	0.56	62	46				46	104
Renouf, Brent	RUC	\$235,000	\$22,300	14	71%	0.71	62	60	56	57	49	79	48
Osborne, Michael	FWD / MID	\$268,100	-\$26,000	12	79%	0.63	61	62	47	111	34	57	109
Peterson, Carl	FWD	\$226,600	\$132,100	13	69%	0.71	61	57	62		59	51	59
Murphy, Thomas	DEF	\$231,300	-\$35,600	13	91%	0.53	60	61	51	59	59	74	40
Suckling, Matt	DEF	\$189,700	\$31,500	4	74%	0.64	60						53
Stratton, Benjamin	DEF	\$220,400	\$130,900	13	98%	0.48	58	58	52	27	87	64	14
Skipper, Wayde	RUC	\$225,900	\$130,100	8	59%	0.77	55	69	64	82	71	60	38
Gilham, Stephen	DEF	\$174,500	-\$68,900	15	96%	0.45	54	38	41	22	35	53	42
Shiels, Liam	MID	\$209,200	-\$41,300	6	81%	0.53	53						64
Schoenmakers, Ryan	DEF	\$175,100	-\$6,700	11	86%	0.49	52	42	54	42	40	32	59
Hooper, Rhan	FWD	\$208,500	-\$28,800	4	56%	0.75	51						45
Muston, Beau	MID	\$206,900	-\$72,400	5	81%	0.42	43	37	39	46	27		82
Gibson, Josh	DEF	\$227,500	-\$76,100	4	68%	0.48	41	28				28	139
Stokes, Cameron	FWD	\$152,500	\$0	1	72%	0.32	28						



Best AFL Fantasy Footy guide around
2010 AFL PROSPECTUS

Available at  Target. and all good book stores

AVAILABLE NOW!
STOCKS LIMITED
\$39.95
i.r.p.

MELBOURNE

FREAKO SAYS:

I've pumped him up earlier this year, but I'll do it again this week. Brad Green has clearly been the Demons best Dream Team performer this year, averaging 104 points per match. He could be a unique pick that wins you a finals match.

AFL DREAM TEAM AVERAGE

1574
(Ranked 8th)

Melbourne AFL Dream Team Points

Player	Pos	Price	Change	Games	TOG%	Pts Per Min	Ave.	Last 4	12	13	14	15	BE
Green, Brad	MID	\$422,100	\$42,400	15	90%	0.96	104	117	95	104	128	141	46
McDonald, James	MID	\$382,100	\$34,500	11	77%	1.06	98						155
Moloney, Brent	MID	\$355,000	-\$33,600	15	81%	0.90	88	92	137	67	84	79	102
Sylvia, Colin	FWD / MID	\$337,200	-\$81,500	9	87%	0.83	88	124				124	35
Bruce, Cameron	MID	\$354,400	-\$55,200	14	88%	0.82	87	87	78	101	79	90	96
Dunn, Lynden	MID	\$332,300	\$13,600	11	84%	0.84	85	86	47	82	79	135	34
Grimes, Jack	DEF	\$312,700	-\$79,600	14	85%	0.80	82	73	68	103	47		84
Morton, Cale	MID	\$358,700	-\$27,300	5	83%	0.80	81	80	93	67			108
Trengove, Jack	MID	\$323,600	\$170,100	14	82%	0.79	78	87	61	92	113	82	47
Bail, Rohan	MID	\$158,600	\$57,100	3	89%	0.73	78						-47
Bate, Matthew	FWD	\$313,200	-\$35,000	13	85%	0.75	78	75	79	99	48	72	114
Davey, Aaron	MID	\$287,000	-\$100,900	15	73%	0.88	77	70	86	53	65	76	73
Petterd, Ricky	FWD / MID	\$309,300	-\$4,000	6	85%	0.75	77						93
McKenzie, Jordie	MID	\$249,000	\$46,300	12	71%	0.87	74	60	45	51	85	57	44
Jamar, Mark	RUC	\$296,500	\$11,800	15	80%	0.76	74	87	114	57	64	111	47
Scully, Tom	MID	\$304,000	\$146,500	14	81%	0.75	73	80	87	106	47	78	102
Frawley, James	DEF	\$295,000	\$52,500	14	91%	0.66	73	76	84	87	50	81	89
Jurrah, Liam	FWD	\$260,600	\$0	1	80%	0.69	70	70				70	
Gysberts, Jordan	MID	\$160,900	\$43,400	3	64%	0.91	70	29	29				13
Hughes, Danny	FWD	\$94,500	\$0	2	76%	0.78	69						-66
Macdonald, Joel	DEF	\$269,900	-\$29,900	11	80%	0.70	67	67		67	86	48	68
Jetta, Neville	MID	\$241,300	\$7,200	6	82%	0.67	67	49	69	33	44		103
Jones, Nathan	MID	\$233,800	-\$98,600	15	79%	0.69	65	57	80	57	41	51	83
Garland, Colin	DEF	\$247,500	\$52,400	13	85%	0.56	57	63	89	81	49	34	102
Rivers, Jared	DEF	\$219,100	-\$7,200	11	87%	0.53	56	55	56	57	47	60	57
Cheney, Kyle	DEF	\$274,300	\$0	2	80%	0.56	55	55			70	40	95
Bennell, Jamie	MID	\$200,400	-\$18,500	13	81%	0.55	54	56			58	53	39
Bartram, Clint	DEF	\$216,900	-\$50,800	14	82%	0.54	53	56	79	57	46	40	76
Miller, Brad	FWD	\$217,400	-\$57,600	6	84%	0.50	51	49	61	37			64
Watts, Jack	FWD	\$193,100	\$48,100	8	79%	0.52	49	57	49	48	87	45	12
Wonaeamirri, Austin	FWD	\$138,700	\$0	2	72%	0.56	49						6
Newton, Michael	FWD	\$266,500	\$0	2	74%	0.50	43						113
Warnock, Matthew	DEF	\$177,800	-\$8,600	12	93%	0.38	43	41	43	38			52
Johnson, Paul	RUC	\$259,200	-\$42,800	3	66%	0.46	36	44				44	114
Strauss, James	MID	\$94,500	\$0	2	68%	0.43	36						-1
Martin, Stefan	DEF	\$198,000	\$0	2	70%	0.41	35						78
Spencer, Jake	RUC	\$187,500	\$0	2	66%	0.37	30	51			51		80



Best AFL Fantasy Footy guide around
2010 AFL PROSPECTUS

Available at  Target. and all good book stores



NORTH MELBOURNE

FREAKO SAYS:

There are almost 28,000 teams that still have the injured Jack Ziebell in their side. If you didn't read closely last week, he's out for the remainder of the year with a broken leg, so trade him out immediately!

AFL DREAM TEAM AVERAGE

1500
(Ranked 15th)

Nth. Melbourne AFL Dream Team Points

Player	Pos	Price	Change	Games	TOG%	Pts Per Min	Ave.	Last 4	12	13	14	15	BE
Anthony, Liam	MID	\$380,600	-\$42,100	7	72%	1.07	95						89
Swallow, Andrew	MID	\$347,300	-\$47,400	15	81%	0.92	92	77	81	98	69	59	132
Harvey, Brent	FWD / MID	\$369,200	-\$19,700	15	90%	0.82	90	96	84	122	79	97	100
Rawlings, Brady	MID	\$347,200	\$4,000	15	99%	0.73	89	87	52	93	112	89	58
Goldstein, Todd	RUC	\$325,300	\$104,200	15	82%	0.79	79	86	63	78	106	95	42
Wells, Daniel	MID	\$284,900	-\$13,400	14	83%	0.78	79	69	65	56	100	53	60
McIntosh, Hamish	RUC	\$306,400	-\$89,900	13	74%	0.84	77	80	82	90	63	83	83
Adams, Leigh	MID	\$294,000	\$22,700	9	72%	0.80	71	70			54	86	80
Edwards, Aaron	FWD	\$280,500	-\$3,400	7	84%	0.69	71						52
Bastinac, Ryan	MID	\$267,600	\$178,100	15	76%	0.76	70	69	67	59	52	96	52
Hansen, Lachie	DEF / FWD	\$294,400	\$28,800	15	91%	0.62	68	68	45	109	81	36	103
Firrito, Michael	DEF / MID	\$266,400	-\$48,000	15	97%	0.57	68	62	78	69	49	52	98
Ziebell, Jack	FWD / MID	\$274,100	-\$11,500	14	64%	0.85	67	50	85	57	8		140
Grima, Nathan	DEF	\$275,400	-\$18,000	12	96%	0.57	66	73	75	71			60
Thomas, Lindsay	FWD	\$278,900	\$10,900	15	77%	0.70	66	70	165	42	23	51	134
McMahon, Scott	DEF	\$267,500	-\$53,300	12	88%	0.60	64	72	75		68		57
Garlett, Cruize	MID	\$266,900	\$21,700	7	64%	0.80	63	65	85	84	78	14	107
Greenwood, Levi	DEF / MID	\$247,800	\$27,700	10	74%	0.70	62	55	51	75	58	37	90
Smith, Josh	FWD	\$241,700	\$0	2	90%	0.57	61						59
Pratt, Daniel	DEF	\$271,400	-\$31,500	8	88%	0.56	60	61	72	93	59	21	123
Lower, Ed	MID	\$225,800	\$10,500	5	63%	0.78	59	57	53	62	55	59	55
Jones, Corey	FWD	\$300,100	\$0	1	92%	0.52	59						
Warren, Ben	FWD	\$248,800	\$14,000	11	86%	0.56	59	63	80	90	34	49	103
O'Keefe, Nathan	FWD	\$94,500	\$0	2	81%	0.57	57						-42
Thompson, Scott D.	DEF	\$236,900	-\$41,700	15	97%	0.47	55	64	86	80	55	36	86
Wright, Sam	FWD	\$236,700	\$37,900	14	81%	0.56	55	64	71	63	55	67	55
Urquhart, Gavin	DEF	\$244,400	-\$50,200	6	79%	0.57	55	45		45			96
Cunnington, Ben	MID	\$193,200	\$51,700	11	71%	0.62	54	50	44	21	66	67	11
Harding, Leigh	MID	\$249,100	-\$106,300	6	77%	0.57	53						78
Petrie, Drew	FWD / RUC	\$381,700	\$0	2	76%	0.54	51	29				29	184
Ross, Ben	MID	\$265,800	\$0	2	71%	0.55	49						101
Campbell, Matt	FWD	\$191,700	-\$31,700	9	76%	0.52	48	41	22	63	43	36	64
Hale, David	FWD	\$175,500	-\$60,400	10	80%	0.49	48						72
Tarrant, Robbie	FWD	\$94,500	\$0	1	101%	0.33	40	40				40	



Best AFL Fantasy Footy guide around

2010 AFL PROSPECTUS

Available at  Target. and all good book stores



PORT ADELAIDE

FREAKO SAYS:


It's always interesting to see how a team goes with a new coach at the helm. Let's hope that Matthew Primus embraces Dream Team and gets the Power to flick the ball around as much as possible.

AFL DREAM TEAM AVERAGE

1523
(Ranked 14th)

Port Adelaide AFL Dream Team Points

Player	Pos	Price	Change	Games	TOG%	Pts Per Min	Ave.	Last 4	12	13	14	15	BE
Cornes, Kane	MID	\$390,400	-\$28,000	15	93%	0.87	100	96	127	104	65	89	138
Boak, Travis	MID	\$377,600	-\$19,300	14	78%	0.96	93	83	87	71		91	120
Cassisi, Domenic	MID	\$333,700	-\$78,300	15	81%	0.83	84	78	73	79	78	82	89
Pearce, Danyle	MID	\$314,300	-\$23,200	15	86%	0.75	80	72	61	112	58	56	121
Hartlett, Hamish	MID	\$293,700	\$5,300	4	62%	1.07	79	116	116				37
Rodan, David	MID	\$316,500	\$11,000	12	76%	0.81	76	90	97	69	77	117	42
Davenport, Jason	MID	\$286,300	-\$67,000	11	83%	0.72	75	64	68	60			86
Gray, Robbie	FWD	\$325,500	\$4,300	5	79%	0.75	74						110
Chaplin, Troy	DEF	\$242,600	-\$69,400	13	98%	0.61	74	57	38		39	93	49
Logan, Tom	MID	\$323,500	\$71,600	13	84%	0.70	73	87	75	84	97	93	52
Salopek, Steven	MID	\$265,600	-\$107,600	14	79%	0.74	73	65	43		71	82	45
Westhoff, Justin	FWD	\$269,100	-\$14,500	12	84%	0.66	71	59			55	62	84
Thomas, Matt	MID	\$299,000	\$16,000	15	78%	0.72	70	71	88	84	74	36	113
Ebert, Brett	FWD	\$247,500	-\$35,900	14	86%	0.65	70	67	56		47	97	41
Brogan, Dean	RUC	\$271,200	-\$44,700	13	79%	0.70	69	67	47	78	64	79	60
Meyer, Danny	MID	\$215,300	\$0	1	85%	0.65	68	68		68			
Carr, Josh	MID	\$276,500	\$11,800	5	73%	0.75	68	57		55		59	93
Banner, Mitchell	MID	\$213,200	\$118,700	6	71%	0.75	67	79		55	104	78	-23
Krakouer, Nathan	DEF	\$295,700	-\$2,600	5	73%	0.70	66						89
Broadbent, Matthew	DEF / MID	\$219,600	\$27,400	4	76%	0.70	64	74			95	53	16
Schulz, Jay	FWD	\$252,800	\$53,300	9	84%	0.61	64	92		123	60		6
Cornes, Chad	DEF / MID	\$246,100	-\$137,200	14	90%	0.56	63	74	77	78	68		38
Surjan, Jacob	DEF	\$235,800	-\$15,700	13	88%	0.56	62	71	62	79			35
Stewart, Paul	DEF / MID	\$244,300	\$35,900	14	81%	0.61	62	67	74	55	81	59	43
Motlop, Daniel	FWD	\$247,800	-\$50,200	8	83%	0.60	62	60	72	77	33	59	93
Carlile, Alipate	DEF	\$244,400	\$19,700	15	95%	0.49	59	62	32	78	82	56	45
Salter, Nick	FWD	\$225,700	\$2,800	3	84%	0.56	59	70			63	76	30
Nash, Jay	DEF	\$216,400	\$14,300	5	82%	0.58	58	59	50	68			44
Tredrea, Warren	FWD	\$255,200	-\$81,000	7	77%	0.56	55						115
Moore, Andrew	DEF / FWD	\$125,500	\$0	1	73%	0.58	54						
Hitchcock, Cameron	FWD	\$204,900	\$107,100	11	78%	0.55	54	54	64	48	56	49	48
Trengove, Jackson	DEF / RUC	\$201,300	\$106,800	13	74%	0.55	51	51	41	33	64	67	19
Cloke, Cameron	FWD / RUC	\$279,900	\$0	1	67%	0.56	48						
Harding, Scott	MID	\$202,800	\$0	1	68%	0.53	46						
Stewart, Daniel	FWD	\$145,400	\$55,900	6	77%	0.43	41	43		42	47	40	22
Lobbe, Matthew	FWD / RUC	\$101,600	\$7,100	3	50%	0.50	30	35	35				13



Best AFL Fantasy Footy guide around

2010 AFL PROSPECTUS

Available at  Target. and all good book stores



RICHMOND

FREAKO SAYS:


Daniel Connors' eight-match suspension will prove very costly for us this year. He's really turned it on over the past three weeks, retuning scores of 95, 116 and 132 points. If we didn't have to trade him after Round 3, he may well have ended up being a keeper.

AFL DREAM TEAM AVERAGE

1427
(Ranked 16th)

Richmond AFL Dream Team Points

Player	Pos	Price	Change	Games	TOG%	Pts Per Min	Ave.	Last 4	12	13	14	15	BE
Tuck, Shane	MID	\$391,100	-\$31,200	13	88%	0.92	99	94	93	100	85	97	110
Deledio, Brett	MID	\$380,600	-\$41,600	15	90%	0.86	94	101	100	95	95	114	75
Riewoldt, Jack	FWD	\$403,400	\$76,000	15	98%	0.78	92	106	150	89	92	92	117
Connors, Daniel	MID	\$316,500	\$160,500	7	77%	0.96	88	99	53	95	116	132	-12
Jackson, Daniel	MID	\$372,000	-\$27,100	11	83%	0.88	88	91	91	80	112	79	87
Newman, Chris	DEF	\$369,300	\$19,500	14	87%	0.80	85	96	67	96	101	119	56
Graham, Angus	RUC	\$298,800	\$47,500	8	69%	0.91	77	69	55	106	65	48	110
Cousins, Ben	MID	\$308,300	-\$43,800	10	73%	0.84	75	72	61	95	60		75
Collins, Andrew	MID	\$303,200	-\$25,900	10	79%	0.76	73	79	91	79	82	64	81
Cotchin, Trent	MID	\$276,900	-\$19,300	14	81%	0.73	72	69	81	46	70	80	57
Martin, Dustin	MID	\$314,300	\$164,800	14	78%	0.75	71	88	77	84	96	93	46
Foley, Nathan	MID	\$332,100	-\$42,000	4	76%	0.75	71						89
Thomson, Adam	MID	\$210,900	\$0	2	80%	0.71	68						22
Edwards, Shane	FWD / MID	\$259,900	\$50,700	15	83%	0.67	67	72	69	66	54	99	41
White, Matt	MID	\$274,700	\$4,700	11	86%	0.62	65	79	80	92	39	104	62
Nahas, Robin	FWD	\$259,400	-\$53,700	10	87%	0.60	64	54				54	108
Webberley, Jeromey	DEF	\$201,000	\$111,500	6	73%	0.71	63	82				82	-3
Moore, Kelvin	DEF	\$247,800	\$28,600	13	91%	0.54	60	75	50		86	90	9
Tambling, Richard	MID	\$246,000	-\$144,200	12	80%	0.60	59	50	57	42	50		92
Nason, Ben	DEF	\$219,800	\$130,300	15	81%	0.59	58	55	88	59	52	19	93
Polo, Dean	DEF	\$269,600	-\$18,900	3	89%	0.49	54						102
Morton, Mitch	FWD	\$254,000	-\$89,600	6	83%	0.53	53						105
Simmonds, Troy	RUC	\$240,500	-\$59,100	7	70%	0.60	51						62
Farmer, Mitch	DEF / MID	\$211,300	\$96,300	13	77%	0.54	51	64	69	44	55	87	16
Hislop, Tom	MID	\$217,400	-\$3,800	3	79%	0.52	50						60
King, Jake	DEF	\$210,500	-\$32,200	8	87%	0.46	48	50	58	47	50	44	63
McGuane, Luke	DEF	\$177,200	-\$65,100	12	90%	0.43	47	47	74	20			38
Polak, Graham	DEF / FWD	\$158,000	\$8,600	3	65%	0.56	46						53
Thursfield, Will	DEF	\$178,900	\$54,900	10	91%	0.41	45	61		25	93	66	-25
Astbury, David	FWD	\$181,200	\$91,700	11	90%	0.41	45	49	26	49	69	52	14
Vickery, Tyrone	RUC	\$176,700	-\$20,500	13	62%	0.55	42	50	46	53	32	68	32
Dea, Matthew	FWD	\$110,800	\$21,300	3	81%	0.41	42						-12
Rance, Alex	DEF	\$180,400	-\$47,200	7	85%	0.38	40						62
Post, Jayden	DEF	\$194,800	-\$19,200	3	86%	0.33	34						80
Taylor, Troy	FWD	\$89,500	\$0	2	76%	0.33	32						4
Roberts, Relton	FWD	\$77,800	\$0	2	64%	0.36	28						2
Griffiths, Benjamin	FWD	\$87,900	-\$1,600	5	65%	0.25	20	20	15	18	42	6	18



Best AFL Fantasy Footy guide around

2010 AFL PROSPECTUS

Available at  Target. and all good book stores



ST KILDA

FREAKO SAYS:

I hope everyone had cover for Brendon Goddard last week, as his late withdrawal caught everyone by surprise. He only missed with a virus, so he's expected to come straight back into the line up for this week's blockbuster against the Magpies.

AFL DREAM TEAM AVERAGE

1704
(Ranked 2nd)

St. Kilda AFL Dream Team Points

Player	Pos	Price	Change	Games	TOG%	Pts Per Min	Ave.	Last 4	12	13	14	15	BE
Montagna, Leigh	MID	\$475,800	-\$33,300	15	85%	1.13	116	114	65	128	135	129	92
Goddard, Brendon	DEF / MID	\$478,900	\$23,200	14	89%	1.06	113	121	120	120	122		116
Hayes, Lenny	MID	\$425,400	-\$53,100	15	77%	1.13	104	96	65	134	105	80	133
Dal Santo, Nick	MID	\$427,800	-\$29,400	15	85%	1.01	103	114	121	134	92	108	120
Gilbert, Sam	DEF	\$392,600	\$1,100	15	95%	0.86	99	96	95	100	113	75	105
Ray, Farren	MID	\$380,000	-\$13,500	14	86%	0.86	88	99	111	99	86	100	98
Fisher, Sam	DEF	\$360,500	-\$12,800	13	96%	0.76	87	86	59	113	95	77	97
Jones, Clinton	MID	\$348,900	\$25,200	15	86%	0.84	86	89	66	77	128	86	47
Riewoldt, Nick	FWD	\$409,100	-\$59,000	4	72%	0.97	86	68				68	218
Schneider, Adam	FWD	\$368,000	\$20,000	15	80%	0.84	81	104	114	97	121	85	69
Milne, Stephen	FWD	\$321,500	-\$5,000	15	89%	0.72	77	81	73	75	68	109	63
Gram, Jason	DEF / MID	\$324,200	-\$79,400	7	77%	0.80	76	56				56	171
Gwilt, James	DEF / FWD	\$304,400	\$54,800	15	94%	0.65	73	84	85	98	55	98	74
Peake, Brett	MID	\$296,500	\$18,000	12	79%	0.76	73	74	65	79	71	80	71
Blake, Jason	DEF	\$255,300	-\$65,300	15	96%	0.62	71	60	58	56	63	61	67
Baker, Steven	DEF	\$280,600	\$17,600	13	93%	0.63	71	40	42	38			130
Armitage, David	MID	\$294,500	-\$26,600	7	67%	0.86	69						104
Steven, Jack	MID	\$262,600	\$62,200	5	73%	0.81	69	78		96	89	48	59
McQualter, Andrew	FWD	\$278,600	-\$5,300	15	75%	0.75	68	72	86	87	45	68	95
Geary, Jarryn	DEF	\$257,000	-\$58,500	13	82%	0.66	65	66	65	53	68	79	45
Clarke, Raphael	DEF	\$286,700	\$36,600	8	75%	0.72	64	24	24				78
Gardiner, Michael	RUC	\$276,400	-\$3,500	14	60%	0.88	64	71	63	83	66	73	68
Dempster, Sean	DEF	\$241,700	-\$1,100	3	82%	0.63	60	60		45	85	50	46
Koschitzke, Justin	FWD	\$257,000	-\$49,300	10	84%	0.59	59	62	75	49			68
Eddy, Robert	MID	\$212,400	-\$18,400	4	67%	0.66	53	78	78				32
McEvoy, Ben	RUC	\$202,000	\$7,900	10	60%	0.71	51	51	30	26	82	66	3
Pattison, Adam	RUC	\$226,700	-\$12,100	3	82%	0.49	49	63			57	68	44
Dawson, Zac	DEF	\$178,400	-\$47,500	12	93%	0.38	43	55			66	43	24
King, Steven	RUC	\$190,500	-\$45,100	6	46%	0.76	43						59
Heyne, Nick	FWD	\$94,500	\$0	2	56%	0.55	38						-4
Stanley, Rhys	RUC	\$123,800	\$29,300	6	76%	0.40	36	31	30	26	38		29



Best AFL Fantasy Footy guide around

2010 AFL PROSPECTUS

Available at  Target. and all good book stores



SYDNEY SWANS

FREAKO SAYS:

Ryan O'Keefe has dominated against the Blues at Etihad Stadium in recent times, scoring 155 and 173 points from his past two matches. Keep him in mind when selecting your captain this week.

AFL DREAM TEAM AVERAGE

1572
(Ranked 9th)

Sydney Swans AFL Dream Team Points

Player	Pos	Price	Change	Games	TOG%	Pts Per Min	Ave.	Last 4	12	13	14	15	BE
O'Keefe, Ryan	FWD / MID	\$359,600	-\$65,800	15	86%	0.88	93	93	110	71	125	66	78
Goodes, Adam	FWD / MID	\$345,900	-\$88,900	15	97%	0.77	91	98	89	48	95	158	5
Malceski, Nick	DEF	\$366,300	\$123,500	15	87%	0.86	91	103	146	78	76	111	87
Bolton, Jude	MID	\$383,700	-\$30,500	15	83%	0.89	90	94	109	68	130	67	90
McGlynn, Ben	MID	\$351,800	-\$21,700	8	87%	0.82	87	86	79	83	89	94	80
McVeigh, Jarrad	MID	\$331,000	-\$24,200	15	89%	0.76	83	71	76	90	90	27	130
Jack, Kieren	MID	\$329,600	\$57,200	15	84%	0.81	83	78	95	87	70	61	115
Mumford, Shane	RUC	\$338,600	\$95,700	13	66%	0.99	80	83	79	71	92	89	72
Meredith, Brett	MID	\$177,000	\$0	1	60%	1.08	79	79				79	
Hannebery, Daniel	MID	\$297,700	\$95,600	13	77%	0.84	78	80	91	34	98	98	26
Shaw, Rhyce	DEF	\$314,900	-\$63,600	14	86%	0.75	78	85		84	101	70	64
Grundy, Heath	DEF / FWD	\$279,200	-\$8,200	15	97%	0.65	77	76	94	66	55	90	64
Kennedy, Josh P.	MID	\$303,600	-\$11,900	15	72%	0.86	76	78	79	91	52	88	87
Kirk, Brett	MID	\$309,000	-\$75,900	15	80%	0.77	76	84	96	79	51	110	70
Veszpremi, Patrick	FWD	\$204,300	\$0	1	63%	0.95	71	71	71				
Kennelly, Tadhg	DEF	\$217,100	\$12,400	12	81%	0.69	68	69	55		32	119	11
Bradshaw, Daniel	FWD	\$296,200	-\$13,900	8	87%	0.63	67						162
Mattner, Martin	DEF	\$299,700	-\$17,500	14	89%	0.62	67	85	64	123	69		32
Bird, Craig	MID	\$270,200	-\$200	4	77%	0.70	65	69	78	68	61		73
Roberts-Thomson, Lewis	DEF	\$254,200	-\$30,800	14	94%	0.54	62	78	73	56	63	119	8
Moore, Jarred	FWD	\$224,400	-\$7,900	9	82%	0.62	62	62			60	64	44
Bevan, Paul	DEF	\$251,300	-\$18,800	6	90%	0.55	60	72	67	54		94	40
Heath, Campbell	DEF	\$94,500	\$0	2	72%	0.68	60						-48
Seaby, Mark	RUC	\$219,700	-\$7,000	6	52%	0.92	59						107
Jetta, Lewis	MID	\$198,700	\$93,200	12	72%	0.61	54	48		48			58
Playfair, Henry	FWD	\$168,900	\$67,100	5	78%	0.56	53	29			29		58
Smith, Nick	MID	\$213,600	-\$20,100	11	85%	0.50	52	56	59	39	69	58	33
Rohan, Gary	FWD / MID	\$195,700	\$58,200	7	78%	0.54	51	40	34	46			66
Richards, Ted	DEF	\$237,600	-\$59,300	5	82%	0.50	51	48				48	98
Dennis-Lane, Trent	FWD	\$89,500	\$0	2	89%	0.45	48	48			44	51	-28
Pyke, Mike	RUC	\$176,200	\$47,700	9	52%	0.74	47	48	41	29	61	61	10
Barlow, Ed	MID	\$284,400	\$0	1	79%	0.46	46						
White, Jesse	RUC	\$169,900	-\$45,200	12	86%	0.39	41	32	20	43			64
Bolton, Craig	DEF	\$207,000	-\$65,900	5	76%	0.43	40						98
O'Dwyer, Matthew	MID	\$212,000	\$0	1	71%	0.40	34						



Best AFL Fantasy Footy guide around

2010 AFL PROSPECTUS

Available at  Target. and all good book stores



WEST COAST EAGLES

FREAKO SAYS:


Ashley Smith showed a bit on debut last week against the Crows, finishing with 19 disposals, four marks, one goal and 79 points. He's only \$94,200 and is an ideal downgrade target in defence this week.

AFL DREAM TEAM AVERAGE

1531
(Ranked 13th)

West Coast AFL Dream Team Points

Player	Pos	Price	Change	Games	TOG%	Pts Per Min	Ave.	Last 4	12	13	14	15	BE
Selwood, Adam	MID	\$357,500	-\$29,000	13	79%	0.98	97	108			100	116	51
Priddis, Matt	MID	\$366,900	-\$55,100	15	88%	0.87	95	87	113	72	110	52	112
Embley, Andrew	MID	\$359,100	-\$23,800	13	85%	0.88	92	93	107	80	59	124	85
Waters, Beau	DEF	\$379,300	\$226,500	15	81%	0.88	89	88	121	101	52	79	152
Ebert, Brad	MID	\$312,700	-\$4,200	15	80%	0.86	85	81	89	67	65	102	67
Cox, Dean	RUC	\$346,200	-\$125,300	15	73%	0.94	85	88	103	75	71	104	84
Rosa, Matt	MID	\$312,300	-\$34,200	13	84%	0.77	80	86	103	50	71	120	42
Dalziell, Bradd	MID	\$344,700	\$12,500	8	77%	0.84	80	94	93	110	79		69
Smith, Ashley	DEF	\$94,500	\$0	1	74%	0.83	79	79				79	
Butler, Sam	MID	\$274,300	\$10,100	5	81%	0.72	73						80
Kennedy, Josh J.	FWD	\$280,300	-\$43,200	15	90%	0.66	73	68	101	51	68	50	91
LeCras, Mark	FWD	\$294,900	-\$35,100	14	89%	0.64	71	77	87	75	59	86	75
Hansen, Ashley	FWD	\$251,400	\$0	2	86%	0.66	71						47
Lynch, Quinten	FWD	\$280,800	-\$105,300	9	94%	0.60	70	71		67	61	85	64
Stevenson, Lewis	MID	\$215,000	\$120,500	6	75%	0.71	67	66	63			68	30
McKinley, Ben	FWD	\$270,400	\$9,300	9	87%	0.62	66	59	79	50	47		105
Hurn, Shannon	DEF	\$273,400	-\$39,000	11	87%	0.61	66	44	64	23			117
Sheppard, Bradley	DEF	\$267,500	\$134,000	9	78%	0.68	65	69	51	90	80	56	64
Shuey, Luke	MID	\$140,100	\$45,600	3	75%	0.68	65						-5
Swift, Tom	MID	\$274,500	-\$26,900	10	64%	0.80	64	56			56		80
Naitanui, Nick	RUC	\$227,600	-\$4,800	15	73%	0.69	63	51	48	52	59	43	68
Selwood, Scott	DEF	\$276,000	\$24,600	13	80%	0.62	62	84	54	107	84	91	31
Kerr, Daniel	MID	\$257,000	-\$14,600	4	77%	0.60	59						94
Jones, Brett	DEF	\$222,900	\$20,300	8	86%	0.54	59	58	46			70	51
Masten, Chris	MID	\$228,200	-\$65,700	8	70%	0.66	58	56			47	64	60
Strijk, Andrew	DEF	\$116,100	\$38,300	3	84%	0.54	55	55		59	65	42	-20
McGinnity, Patrick	MID	\$218,000	-\$11,900	12	82%	0.55	55	57	68	66	38		59
Brown, Mitchell	DEF	\$214,800	-\$33,800	9	86%	0.51	55	57	57	51		63	46
Hams, Ashton	DEF	\$179,500	\$101,700	7	79%	0.54	54	64				64	25
Wilkes, Beau	DEF	\$199,900	-\$500	6	87%	0.51	54	47	41	63	36		50
Mackenzie, Eric	DEF	\$182,600	-\$15,400	12	93%	0.45	52	50	38	36	35	89	12
Schofield, Will	DEF	\$216,500	\$62,700	13	89%	0.46	51	54	29	93	44	51	67
Spangher, Matt	DEF	\$219,400	-\$19,100	4	86%	0.44	48						57
Stevens, Koby	MID	\$89,500	\$0	1	55%	0.70	46	46		46			
Nicoski, Mark	DEF	\$191,600	-\$25,100	6	66%	0.56	46	33	33				55
Glass, Darren	DEF	\$173,600	-\$15,900	8	93%	0.35	41						23



Best AFL Fantasy Footy guide around
2010 AFL PROSPECTUS

Available at  Target. and all good book stores

AVAILABLE
NOW!
STOCKS LIMITED
\$39.95
I.P.P.

WESTERN BULLDOGS

FREAKO SAYS:


The initial talk was that Barry Hall would be rested for this week's match in Darwin, but now he's been ruled out with an ankle injury. He's likely to miss up to two matches, paving the way for you to trade him out for Nick Riewoldt next week who should drop even further in price after this round.

AFL DREAM TEAM AVERAGE

1696
(Ranked 3rd)

W. Bulldogs AFL Dream Team Points

Player	Pos	Price	Change	Games	TOG%	Pts Per Min	Ave.	Last 4	12	13	14	15	BE
Boyd, Matthew	MID	\$463,700	\$7,300	13	90%	1.06	114	123	116	114	121	142	83
Lake, Brian	DEF	\$434,800	\$77,900	15	95%	0.90	102	111	90	103	137	115	73
Cross, Daniel	MID	\$409,200	-\$11,700	15	89%	0.94	100	104	89	116	110	99	97
Griffen, Ryan	MID	\$380,800	\$8,500	14	81%	1.01	98	101	114	95	82	111	92
Cooney, Adam	MID	\$376,800	-\$20,000	15	85%	0.96	98	89	117	67	63	109	110
Giansiracusa, Daniel	FWD	\$349,900	-\$28,600	15	84%	0.89	90	93	108	110	71	81	109
Gilbee, Lindsay	DEF / MID	\$349,500	-\$11,400	15	86%	0.86	89	88	88	119	72	72	117
Higgins, Shaun	FWD / MID	\$306,500	-\$82,500	12	76%	0.94	86	85			78	92	59
Harbrow, Jarrod	DEF	\$343,400	\$11,000	15	88%	0.79	83	84	80	109	66	81	110
Eagleton, Nathan	MID	\$329,200	-\$23,700	8	77%	0.89	81	84	85	83			78
Hall, Barry	FWD	\$324,800	\$43,600	15	91%	0.71	78	84	125	69	43	97	103
Murphy, Robert	FWD	\$306,700	-\$44,100	12	80%	0.81	77	83	88	82	71	89	69
Johnson, Brad	FWD	\$340,700	-\$90,700	6	76%	0.84	76	83		66	87	95	73
Hahn, Mitch	FWD	\$298,200	-\$11,000	14	86%	0.73	75	71	104	65	43		115
Hill, Josh	FWD	\$288,500	-\$45,000	11	84%	0.71	72	69	76	62			78
Hudson, Ben	RUC	\$293,900	\$20,400	15	72%	0.83	71	69	80	65	58	72	90
Hargrave, Ryan	DEF	\$318,600	-\$90,900	12	79%	0.75	71	85		98	54	102	82
Grant, Jarrad	FWD	\$257,000	\$160,300	11	80%	0.74	70	65	70	69	67	54	71
Moles, Brodie	MID	\$230,900	\$147,100	6	74%	0.78	70	49	49				52
Akermanis, Jason	FWD	\$305,100	-\$108,100	9	74%	0.78	69						125
Everitt, Andrejs	DEF	\$259,500	\$22,200	7	80%	0.68	65						38
Minson, Will	RUC	\$275,600	-\$20,400	11	74%	0.71	64	66	80	70	47		89
Reid, Sam	MID	\$209,200	\$0	1	61%	0.86	62	62			62		
Picken, Liam	MID	\$251,900	\$3,600	10	87%	0.56	59	68	44	58	90	78	20
Wood, Easton	DEF	\$178,400	\$18,000	4	74%	0.59	52	52	73	49	49	37	47
Roughead, Jordan	RUC	\$124,100	\$29,600	3	64%	0.71	51	51				51	3
Ward, Callan	MID	\$309,200	\$0	2	77%	0.56	51	51			62	39	130
Morris, Dale	DEF	\$202,900	-\$24,200	14	97%	0.43	49	55	62	56	43	57	52
Addison, Dylan	MID	\$196,200	-\$13,200	9	75%	0.54	49						55
Williams, Tom	DEF	\$159,100	-\$20,700	13	73%	0.52	45	39	12			66	41
Stack, Brennan	FWD	\$184,000	-\$4,900	8	67%	0.56	45	40	60	48		12	77



Best AFL Fantasy Footy guide around

2010 AFL PROSPECTUS

Available at  Target. and all good book stores

