



## CHAMPION/DATA/ISSUE 12

Hi and welcome to the 12th edition of the Fantasy Freako's rave for 2010. I had an absolute corker of a round last week, racking up my highest score ever, pulling in 2,411 points – surprisingly ranked 1,279 overall for the round. I was quite fortunate to avoid those dreaded donuts, with many coaches not having any cover for Matt Maguire, David Hille, Jonathan Brown and Alan Didak. Thankfully the split round is upon us and we can all regroup and get our team's back on track. Good luck to everyone for the upcoming round.

### IT'S ABOUT TIME VOSSY

The best thing that could have happened last week was that Michael Voss finally came out and declared that his skipper is struggling and that he will be rested, possibly for up to one month. It now gives us a reason to give Jonathan Brown the boot and replace him with someone that is fit and most importantly in form. Over 138,000 coaches will this week have to decide whether to trade him out, or alternatively hold onto him until he returns. If Tom Rockliff was your emergency last round, then you may as well just use him as cover considering he's scored 104, 116 and 104 points from his past three games. If you haven't got a solid reserve, then Brown must go.

Whatever you do, don't replace him with a cheapy, go straight to the top and what I mean by top, I mean Chappy. Yes he's burnt us in the past, but he's the best going around. He's scored the second-most points of any player in the competition and has topped 100 points in all but one game, with his 99 points last week against the Bombers his lowest score for the year. He comes with a huge risk, but the reward is far too great to ignore.

### Chappy so far this season

Rnd v Opposition	K	H	M	T	FF	FA	G	B	DT
1 v Essendon	16	11	6	5	0	1	0	0	105
2 v Hawthorn	17	14	6	1	0	2	1	1	102
3 v Fremantle	19	9	5	9	1	0	3	1	146
4 v Port Adelaide	19	9	8	4	1	1	2	2	127
5 v Carlton	21	7	3	4	0	0	0	1	103
6 v Richmond	20	13	6	5	3	0	2	1	140
7 v Sydney	17	10	7	7	2	0	3	0	140
8 v Brisbane	17	17	7	1	1	0	2	0	123
9 v Collingwood	22	7	7	1	2	0	0	0	107
10 v Melbourne	16	12	5	4	2	1	1	0	108
11 v West Coast	18	18	5	2	4	2	0	1	112
12 v Essendon	17	8	2	5	2	1	1	1	99

### SPLIT ROUND

If you weren't already aware, there is a partial lockout in place for Round 13 which is great news considering there are still fitness concerns over several players. This means that we don't have to trade blindly and we have the freedom to keep one trade up our sleeve for the latter part of the round. With heavyweights St Kilda and Geelong playing in the second week, it means that teams could have up to eight players playing in this match alone.

When trading this split round, keep in mind that in week two you can only trade for player's that are playing that week. What this means is that you can't bring in Lance Franklin for Mitch Duncan in week two, as Buddy has already played for the round. If you wish to make such a move, it must be done before the first lockout.

At the conclusion of week one's matches, the game will re-open and you will then be able to make changes and trades to your line up, but only with players that are playing in week two. Whatever scores your players get in week one will then be locked in, and in the event that they have a shocker, you cannot move them onto your bench in the hope of a better score by someone else.

#### WEEK 1

Hawthorn

Essendon

Carlton

Fremantle

Brisbane Lions

Richmond

North Melbourne

Port Adelaide

West Coast Eagles

Western Bulldogs

#### WEEK 2

St Kilda

Geelong

Sydney Swans

Collingwood

Adelaide

Melbourne

# ADELAIDE CROWS

## FREAKO SAYS:


*I knew this kid would finally come good. Richard Douglas is having a career-best season, averaging 22 more points per match this year than in 2009. A move into the midfield in recent weeks had seen him average 122 points over the past four rounds – ranked third in the competition.*

## AFL DREAM TEAM AVERAGE

**1540**  
(Ranked 11th)

## Adelaide AFL Dream Team Points

Player	Pos	Price	Change	Games	TOG%	Pts Per Min	Ave.	Last 4	9	10	11	12	BE
Symes, Brad	DEF	\$350,800	\$0	1	85%	0.92	98	98				98	
Edwards, Tyson	MID	\$369,200	-\$55,900	10	85%	0.89	91	91	58		123		95
Vince, Bernie	MID	\$380,900	-\$60,500	8	82%	0.90	89						77
Thompson, Scott	MID	\$363,800	-\$66,400	11	80%	0.90	88	80	77	74	143	27	102
Douglas, Richard	FWD	\$414,400	\$125,400	12	81%	0.88	87	122	126	129	119	115	76
Johncock, Graham	DEF	\$369,700	\$11,600	6	86%	0.81	87	91			113	69	94
Goodwin, Simon	DEF	\$354,800	-\$38,800	12	86%	0.81	85	87	85	66	115	81	69
Reilly, Brent	MID	\$329,800	\$1,500	12	83%	0.83	84	79	82	71	75	89	82
van Berlo, Nathan	MID	\$354,900	\$11,800	9	89%	0.75	82	96	108	93	81	102	82
Knights, Chris	FWD	\$359,200	-\$12,800	3	85%	0.80	80						97
Armstrong, Tony	MID	\$235,400	\$140,900	5	73%	0.88	79	78		73	73	89	14
Bock, Nathan	DEF	\$324,100	-\$62,300	9	87%	0.72	76	78	53	103		77	62
Burton, Brett	FWD	\$282,500	\$53,100	6	80%	0.76	74						98
Schmidt, Chris	DEF	\$268,900	\$174,400	8	78%	0.76	72	58	43	72			86
Mackay, David	MID	\$293,400	-\$27,400	8	83%	0.70	71	73	43	89	82	79	58
Doughty, Michael	DEF / MID	\$294,800	-\$87,500	12	90%	0.64	70	77	63	78	57	109	54
McLeod, Andrew	DEF	\$288,000	-\$49,300	11	82%	0.70	69	56	77	47	43		125
Jaensch, Matthew	FWD	\$128,500	\$50,700	3	75%	0.74	67						-36
Stevens, Scott	DEF / FWD	\$255,800	-\$18,800	8	84%	0.63	66	65	65	27	89	80	22
Maric, Ivan	RUC	\$251,300	\$10,900	11	77%	0.70	66	56	60	61	77	24	87
Dangerfield, Patrick	FWD / MID	\$262,700	\$30,700	10	80%	0.67	65	71	67	67	87	63	46
Rutten, Ben	DEF	\$265,000	\$1,200	12	100%	0.51	63	61	79	55	52	58	88
Porpzyia, Jason	FWD	\$236,500	-\$96,400	11	87%	0.58	61	52	74	41	49	44	84
Walker, Taylor	FWD	\$222,700	\$1,700	9	82%	0.61	61	48	57	21	73	42	51
Tippett, Kurt	FWD / RUC	\$248,600	-\$70,800	12	87%	0.54	58	65	53	80	39	89	58
Sloane, Rory	MID	\$196,100	\$20,300	4	68%	0.65	55	59		29	76	73	-2
Cook, Myke	MID	\$206,500	\$8,800	9	74%	0.58	52	35	35				55
Griffin, Jonathon	RUC	\$209,500	-\$1,400	4	62%	0.67	52	51		47	61	45	51
Davis, Phil	DEF / FWD	\$172,500	\$78,000	8	75%	0.56	51	40	32	64	24		41
Petrenko, Jared	DEF	\$188,300	-\$6,500	12	80%	0.52	51	42	35	26	50	58	33
Henderson, Ricky	FWD / DEF	\$94,500	\$0	2	71%	0.49	42	51				51	-13
Young, Will	DEF	\$94,500	\$0	1	83%	0.36	36						
Gunston, Jack	FWD	\$89,500	\$0	1	60%	0.48	36	36	36				
Hentschel, Trent	FWD	\$217,900	-\$26,400	3	59%	0.49	35						100
Sellar, James	RUC	\$163,600	\$0	1	27%	0.73	24						



Best AFL Fantasy Footy guide around

# 2010 AFL PROSPECTUS

Available at  Target. and all good book stores



# BRISBANE LIONS

## FREAKO SAYS:

*A return date for Matt Maguire is still unkown. This alone should set the alarm bells ringing considering his injury history. Offload him immediately!*

## AFL DREAM TEAM AVERAGE

**1585**  
**(Ranked 7th)**

## Brisbane Lions AFL Dream Team Points

Player	Pos	Price	Change	Games	TOG%	Pts Per Min	Ave.	Last 4	9	10	11	12	BE
Rischitelli, Michael	MID	\$365,700	\$56,100	12	79%	0.98	95	103	86	94	106	126	41
Power, Luke	MID	\$398,600	-\$22,200	11	88%	0.84	91	104	94	147	105	69	124
Johnstone, Travis	MID	\$375,100	\$47,100	10	88%	0.82	88	109		115	162	51	67
Brown, Jonathan	FWD	\$305,500	-\$110,300	11	97%	0.73	87	75	37	99	90		39
Black, Simon	MID	\$367,000	-\$30,600	11	76%	0.93	87	91	99	97	68	100	106
Brennan, Jared	FWD / MID	\$306,100	-\$66,900	8	78%	0.89	85	69			56	81	92
Rockliff, Tom	FWD	\$309,900	\$208,800	9	76%	0.86	79	98	68	104	116	104	12
Rich, Daniel	MID	\$357,300	\$18,200	12	80%	0.80	79	98	103	108	79	100	88
Sherman, Justin	MID	\$319,500	-\$59,200	10	88%	0.71	77	77	90	64	91	63	85
Clark, Mitch	RUC	\$332,200	-\$82,600	9	73%	0.84	75	83	84	70	95	81	72
Maguire, Matt	DEF	\$286,600	\$184,900	10	86%	0.71	75	75	65	80	80		54
Drummond, Josh	DEF	\$307,300	-\$26,200	7	80%	0.74	73						135
Leuenberger, Matthew	RUC	\$295,200	\$93,100	12	71%	0.83	73	76	73	87	74	69	78
McGrath, Ashley	DEF	\$341,800	\$33,000	10	83%	0.70	72	92	140	104	31		120
Selwood, Troy	MID	\$233,900	\$19,500	3	77%	0.77	72	58				58	32
Redden, Jack	MID	\$283,800	\$17,900	12	81%	0.72	72	80	92	61	60	105	47
Stiller, Cheynee	MID	\$291,300	\$5,900	4	76%	0.75	71	78	78				64
Staker, Brent	FWD / MID	\$312,100	\$77,000	12	92%	0.61	69	90	73	120	94	71	68
Hawksley, James	DEF	\$259,800	\$60,300	9	82%	0.69	69	65	40	66	80	75	39
Banfield, Todd	MID	\$252,100	\$157,600	12	81%	0.66	66	67	101	69	40	59	89
Fevola, Brendan	FWD	\$242,600	-\$150,700	12	99%	0.53	65	59	74	60	64	39	78
Polkinghorne, James	FWD	\$250,700	\$16,100	8	80%	0.63	62	34	36	31			120
Raines, Andrew	DEF	\$239,600	\$21,400	9	83%	0.60	61	50	40			60	79
Buchanan, Amon	FWD	\$260,900	-\$7,500	7	62%	0.77	58	70	47	75	79	80	36
Collier, Tom	DEF	\$195,100	\$11,300	3	77%	0.62	57	57		72	37	61	48
Adcock, Jed	DEF	\$283,200	-\$88,200	5	68%	0.64	54	91	91				73
Proud, Albert	MID	\$223,800	\$0	2	68%	0.62	52						63
Sheldon, Sam	MID	\$197,600	\$600	3	83%	0.51	50	50		31	69	50	29
Patfull, Joel	DEF	\$191,300	-\$33,000	11	89%	0.45	49	45	32	61	42	46	55
Merrett, Daniel	DEF	\$181,400	-\$17,900	6	87%	0.39	41	38				38	82
Austin, Matt	DEF / MID	\$170,600	-\$13,200	3	76%	0.35	34						57
Hanley, Pearce	DEF	\$118,600	\$0	1	78%	0.33	32						



Best AFL Fantasy Footy guide around

# 2010 AFL PROSPECTUS

Available at  Target. and all good book stores



# CARLTON

## FREAKO SAYS:

*I would be staggered if Paul Bower didn't earn a recall this week. He played at VFL level last week and should be among a host of inclusions for this rounds clash against Fremantle.*

## AFL DREAM TEAM AVERAGE

**1678**  
(Ranked 4th)

### Carlton AFL Dream Team Points

Player	Pos	Price	Change	Games	TOG%	Pts Per Min	Ave.	Last 4	9	10	11	12	BE
Bower, Paul	DEF	\$313,100	\$0	2	92%	0.98	112						11
Judd, Chris	MID	\$441,000	\$26,400	9	83%	1.07	109	105	124	130	95	69	166
Simpson, Kade	MID	\$405,100	\$13,200	12	86%	1.01	106	96	91	112	73	109	121
Murphy, Marc	MID	\$423,700	-\$26,500	12	83%	1.01	102	109	97	139	98	101	118
Scotland, Heath	DEF	\$413,200	\$33,900	12	86%	0.96	101	102	132	111	87	78	144
Gibbs, Bryce	MID	\$422,900	-\$47,100	12	90%	0.90	99	107	92	166	53	115	148
Waite, Jarrad	DEF / FWD	\$371,300	\$27,700	7	88%	0.85	92	112			119	104	54
Carrazzo, Andrew	DEF / MID	\$337,000	-\$37,100	12	83%	0.90	91	70	85	60	84	51	117
Russell, Jordan	DEF	\$378,200	\$53,700	12	91%	0.82	91	84	89	95	94	58	131
Kreuzer, Matthew	RUC	\$331,000	\$500	12	69%	0.97	82	76	69	80	83	72	92
Walker, Andrew	MID	\$344,600	\$26,500	8	88%	0.76	81	91		108	87	79	91
Betts, Eddie	FWD	\$312,900	\$38,600	12	87%	0.75	80	74	43	93	85	74	75
Houlihan, Ryan	FWD	\$305,900	-\$11,400	10	85%	0.74	78	77			90	64	75
Robinson, Mitch	MID	\$318,400	\$60,500	8	76%	0.81	75	90	94	105	108	54	76
Thornton, Bret	DEF	\$305,700	-\$44,700	9	92%	0.64	72	81	94	80	76	73	79
McLean, Brock	MID	\$292,700	-\$75,200	6	65%	0.90	71	91		91			75
White, Simon	DEF	\$220,400	\$142,600	6	74%	0.73	66	35	35				62
Jacobs, Sam	RUC	\$248,700	\$52,100	7	60%	0.88	65	69	98	43	72	64	50
Garlett, Jefferey	FWD	\$258,600	\$20,300	9	82%	0.65	65	65	53	101	54	50	89
Anderson, Joe	DEF	\$226,700	\$33,400	5	81%	0.63	62	63	57	74	59		36
Johnson, Chris	DEF	\$258,400	-\$4,400	3	57%	0.86	61	22	22				82
Lucas, Kane	MID	\$212,300	\$98,800	6	61%	0.82	61						67
Hadley, Richard	MID	\$297,900	-\$20,100	3	77%	0.65	61	61		51	57	75	91
Yarran, Chris	FWD	\$248,000	\$33,400	9	76%	0.63	59	20	20				92
Armfield, Dennis	DEF	\$259,500	\$40,100	9	85%	0.55	58	44	38			50	106
O'hAilpin, Setanta	DEF / FWD	\$198,300	-\$6,800	12	89%	0.51	56	34	12	60	41	21	86
Henderson, Lachie	DEF / FWD	\$219,100	-\$6,900	8	90%	0.51	55	69	91	47			26
Browne, Steven	DEF	\$246,100	-\$10,900	3	81%	0.55	54	54		63	52	48	84
Warnock, Robert	RUC	\$157,700	\$55,900	5	53%	0.79	51						24
Joseph, Aaron	MID	\$208,600	-\$17,100	12	83%	0.47	48	55	70	37	55	58	43
Jamison, Michael	DEF	\$182,700	\$18,400	12	93%	0.37	43	49	67	44	32	51	54



Best AFL Fantasy Footy guide around

# 2010 AFL PROSPECTUS

Available at  Target. and all good book stores





# COLLINGWOOD

## FREAKO SAYS:


*I know I spoke about him last week, but he deserves another roasting. Heath Shaw could only manage two points in the first half last week against Melbourne and 49 for the match. He's starting to get tagged again and it's killing his output.*

## AFL DREAM TEAM AVERAGE

**1636**  
(Ranked 5th)

## Collingwood AFL Dream Team Points

Player	Pos	Price	Change	Games	TOG%	Pts Per Min	Ave.	Last 4	9	10	11	12	BE
Swan, Dane	MID	\$488,800	-\$34,700	12	79%	1.23	119	124	94	125	128	150	87
Pendlebury, Scott	MID	\$446,200	-\$8,500	12	77%	1.12	105	118	81	119	136	136	61
Thomas, Dale	FWD	\$402,300	\$66,000	12	80%	0.98	97	99	76	145	97	77	127
Didak, Alan	FWD / MID	\$390,700	-\$60,600	11	77%	0.99	95	97	79	92	121		79
Ball, Luke	MID	\$389,000	\$22,500	11	73%	1.04	93	95	83	97	106		88
Dick, Brad	FWD	\$271,800	\$0	1	67%	1.16	89	89				89	
Wellingham, Sharrod	MID	\$309,800	\$23,600	10	75%	0.93	84	65	68	57	70	64	97
Sidebottom, Steele	MID	\$318,200	\$63,600	12	76%	0.88	83	79	47	84	74	111	53
Beams, Dayne	MID	\$307,500	-\$26,200	11	76%	0.88	82	75	90	31	81	96	53
Cloke, Travis	FWD	\$304,000	-\$46,100	12	90%	0.72	80	70	60	64	62	93	72
Lockyer, Tarkyn	FWD	\$339,800	-\$70,000	5	88%	0.74	79	116				116	64
Shaw, Heath	DEF	\$277,000	-\$88,400	11	93%	0.69	79	62	84	48	67	49	91
Johnson, Ben	MID	\$305,000	\$11,000	10	75%	0.82	76	60	80	57	44		127
Dawes, Chris	FWD	\$259,400	\$25,600	6	86%	0.68	72	48	33	62			99
Jolly, Darren	RUC	\$310,000	-\$71,500	12	75%	0.74	68	78	67	103	69	72	91
Maxwell, Nick	DEF	\$257,900	-\$74,100	12	89%	0.61	67	60	83	61	58	37	98
O'Brien, Harry	DEF	\$266,500	-\$6,500	12	98%	0.55	67	73	62	80	68	83	48
O'Bree, Shane	MID	\$307,000	-\$54,900	6	78%	0.69	66	54	57	50			122
Macafer, Brent	FWD	\$260,300	\$56,400	10	84%	0.63	64	68	63	71	66	72	56
Davis, Leon	FWD / MID	\$250,500	-\$184,900	11	83%	0.62	63	54	38		75	50	62
Toovey, Alan	DEF	\$269,100	\$20,900	12	96%	0.54	63	63	53	71	72	54	75
Medhurst, Paul	FWD	\$247,500	-\$41,700	9	79%	0.62	60	48			33	63	89
McCarthy, John	MID	\$202,100	\$0	1	74%	0.66	59						
Reid, Ben	FWD	\$229,500	\$60,300	9	94%	0.49	56	71	66	32	96	90	-15
Fraser, Josh	RUC	\$246,500	-\$139,300	8	59%	0.76	55	45			41	48	95
Anthony, John	FWD	\$260,400	-\$45,500	4	84%	0.50	52	56		56			95
Brown, Leigh	DEF / FWD	\$198,800	-\$31,000	6	83%	0.47	47	65			78	52	19
Wood, Cameron	RUC	\$252,300	-\$67,700	4	54%	0.67	45	29	24	34			131
Barham, Jaxson	MID	\$313,400	\$0	1	84%	0.37	36	36				36	
Brown, Nathan J.	DEF	\$145,000	-\$16,600	5	97%	0.28	34	33	33				57
Prestigiacomio, Simon	DEF	\$119,800	-\$25,200	6	94%	0.22	26	25		34	24	18	48



Best AFL Fantasy Footy guide around

# 2010 AFL PROSPECTUS

Available at  Target. and all good book stores



# ESSENDON

## FREAKO SAYS:

*Brent Stanton is way underpriced. Of the top 20 midfielders for average points this season, he is the only player under 400k. He scored 127 points when he last came up against the Hawks in Round 6. Jump on!*

## AFL DREAM TEAM AVERAGE

**1610**  
**(Ranked 6th)**

## Essendon AFL Dream Team Points

Player	Pos	Price	Change	Games	TOG%	Pts Per Min	Ave.	Last 4	9	10	11	12	BE
Stanton, Brent	MID	\$398,200	-\$45,400	10	78%	1.11	106	94	92	118		73	107
Prismall, Brent	MID	\$405,600	-\$14,000	8	75%	1.10	102	103	111	85	112		106
Watson, Jobe	MID	\$404,300	\$4,400	12	79%	0.99	96	99	104	112	96	82	124
Lovett-Murray, Nathan	DEF	\$362,900	\$33,000	8	77%	0.98	93	81		63	104	75	92
Ryder, Patrick	RUC	\$413,300	\$53,000	12	85%	0.86	91	109	117	117	111	92	106
Winderlich, Jason	MID	\$366,700	-\$46,800	12	76%	0.87	83	96	112	118	82	71	121
Hille, David	RUC	\$361,500	\$124,200	11	75%	0.88	82	79	156	71	10		189
Reimers, Kyle	FWD	\$306,100	\$28,000	4	82%	0.80	81						100
Houli, Bachar	DEF / MID	\$297,700	\$0	2	80%	0.79	79						64
Hocking, Heath	MID	\$307,000	-\$11,600	12	86%	0.74	79	67	79	76	78	34	117
Jetta, Leroy	FWD	\$297,000	\$91,900	5	82%	0.77	78	86	92	127	73	53	96
Monfries, Angus	FWD	\$308,500	-\$15,300	9	85%	0.74	78	60	67	62	50		119
Welsh, Andrew	MID	\$331,700	-\$42,700	8	80%	0.74	73	84			107	61	80
Davey, Alwyn	FWD	\$306,500	\$29,500	9	83%	0.70	72	80	67	86	75	91	63
Dempsey, Courtenay	DEF	\$267,300	\$1,300	12	85%	0.68	72	66	62	57	53	90	57
Dyson, Ricky	MID	\$286,000	-\$23,600	7	84%	0.69	71	39				39	122
Howlett, Ben	MID	\$249,100	\$171,300	7	71%	0.81	71	73	93	65	61		60
Fletcher, Dustin	DEF	\$283,000	-\$23,500	11	90%	0.63	71	60	54	53		72	86
Zaharakis, David	MID	\$275,200	-\$6,900	12	86%	0.66	70	72	64	76	72	77	57
Pears, Tayte	DEF	\$252,700	\$13,400	9	92%	0.57	65	62	40	66	68	72	49
Colyer, Travis	MID	\$163,400	\$73,900	4	73%	0.70	63						13
McVeigh, Mark	MID	\$252,500	-\$15,900	9	91%	0.56	62	68	48	53	100	69	20
Loneragan, Sam	MID	\$255,300	-\$19,500	8	89%	0.56	62	62	81	47	57	64	70
Hurley, Michael	DEF / FWD	\$265,400	-\$7,900	9	89%	0.56	62	73	87	66	56	84	58
Myers, David	DEF	\$220,200	\$31,300	6	74%	0.63	57	53	75	77	17	42	106
Bellchambers, Tom	RUC	\$153,800	\$0	1	67%	0.66	56	56				56	
Gumbleton, Scott	FWD	\$212,400	\$117,900	12	87%	0.52	56	51	38	55	47	62	50
Melksham, Jake	MID	\$203,900	\$82,400	8	71%	0.63	56	45	49		40	45	67
Atkinson, Jarrod	DEF	\$218,500	-\$22,300	6	82%	0.55	56	57	43	50	78		35
Hooker, Cale	DEF	\$226,400	-\$55,100	8	82%	0.54	55						72
Slattery, Henry	MID	\$215,300	-\$41,700	8	85%	0.47	50	29				29	109
Neagle, Jay	FWD	\$202,100	\$0	1	72%	0.46	42						
Williams, Mark	FWD	\$220,600	-\$43,700	4	85%	0.37	39						67



Best AFL Fantasy Footy guide around

# 2010 AFL PROSPECTUS

Available at  Target. and all good book stores



# FREMANTLE

## FREAKO SAYS:

*Paul Duffield ranks seventh for AFL kicks this season and has averaged 91 points per match – ranked fifth at the club. He's a solid upgrade option for your defence and should seriously be looked at.*

## AFL DREAM TEAM AVERAGE

**1535**  
**(Ranked 12th)**

## Fremantle AFL Dream Team Points

Player	Pos	Price	Change	Games	TOG%	Pts Per Min	Ave.	Last 4	9	10	11	12	BE
Barlow, Michael	MID	\$434,000	\$328,200	11	78%	1.11	109	118	97		138	118	68
Sandilands, Aaron	RUC	\$379,300	-\$40,500	12	90%	0.88	100	86	67	87	85	104	94
Pavlich, Matthew	FWD / MID	\$391,000	-\$13,900	12	94%	0.83	98	91	72	111	86	93	113
Broughton, Greg	DEF	\$362,500	-\$22,700	8	89%	0.81	92						69
Duffield, Paul	DEF	\$368,400	-\$24,300	12	92%	0.78	91	93	84	118	69	101	105
Mundy, David	MID	\$372,800	\$26,900	12	76%	0.92	88	103	106	104	101	101	77
Bradley, Kepler	DEF / RUC	\$311,900	\$28,900	5	78%	0.85	83	82	85	96	64	81	88
Palmer, Rhys	MID	\$285,600	\$7,900	6	64%	0.89	73	67	68	74	60		79
Hill, Stephen	MID	\$279,400	\$24,300	12	84%	0.68	73	63	21	73	101	56	52
Fyfe, Nathan	FWD	\$284,800	\$195,300	8	78%	0.73	72	86	99	113	78	53	82
Hasleby, Paul	MID	\$279,200	-\$79,300	11	71%	0.79	71	56	70	49		48	112
Ballantyne, Hayden	FWD	\$278,900	\$40,500	12	82%	0.68	71	75	59	93	57	89	62
Crowley, Ryan	MID	\$280,800	\$38,400	12	85%	0.64	69	66	71	78	54	60	96
Johnson, Michael	DEF	\$270,900	-\$60,400	8	89%	0.58	66						73
McPhee, Adam	FWD / DEF	\$290,300	-\$50,500	12	81%	0.63	64	73	93	99	39	62	116
Silvagni, Alex	DEF	\$228,800	\$151,000	9	82%	0.61	64	49	37			61	73
McPharlin, Luke	DEF / FWD	\$238,700	-\$38,100	8	88%	0.57	63						131
Mayne, Chris	FWD	\$233,100	\$12,300	11	84%	0.58	62	52	53	59	45		70
Hayden, Roger	DEF	\$223,500	-\$20,900	12	81%	0.60	61	53	49	53	43	68	56
Pearce, Clancee	DEF	\$240,800	-\$5,800	3	73%	0.62	57	50		50			100
Morabito, Anthony	MID	\$203,500	\$58,000	12	69%	0.64	56	48	48	45	44	55	53
Suban, Nick	DEF	\$223,700	-\$17,200	7	68%	0.64	54	53	29	88	48	45	74
Headland, Des	FWD	\$272,700	-\$41,900	4	76%	0.56	54						103
Grover, Antoni	DEF	\$247,100	-\$21,100	4	94%	0.46	53	53	44	87	34	48	103
Robertson, Dylan	DEF	\$89,500	\$0	2	61%	0.61	48						-29
Ibbotson, Garrick	MID	\$234,700	-\$79,100	7	75%	0.51	48	53	40	93	31	47	97
Tarrant, Chris	DEF	\$174,600	-\$49,900	11	97%	0.38	46	41	31	57	43	33	54
Schammer, Byron	MID	\$363,300	\$0	1	73%	0.51	45	45				45	
DeBoer, Matthew	MID	\$201,900	-\$40,300	8	82%	0.43	45	63		83	43		25
van Berlo, Jay	MID	\$180,000	-\$14,400	9	88%	0.37	41	43	40	60	45	27	62
Dodd, Steven	DEF	\$267,400	\$0	2	80%	0.34	36	49			49		129
Clarke, Zac	RUC	\$173,100	\$0	1	60%	0.14	10	10				10	



Best AFL Fantasy Footy guide around

# 2010 AFL PROSPECTUS

Available at  Target. and all good book stores



# GEELONG CATS

## FREAKO SAYS:

*One guy that is rarely spoken about is James Kelly. He's slipped under the radar again this year and I'm not sure why. He's finding lots of the ball this year and is averaging a career-high 23 disposals and 94 points per match. Keep him in mind.*

## AFL DREAM TEAM AVERAGE

**1783**  
(Ranked 1st)

### Geelong Cats AFL Dream Team Points

Player	Pos	Price	Change	Games	TOG%	Pts Per Min	Ave.	Last 4	9	10	11	12	BE
Ablett, Gary	MID	\$479,300	-\$42,700	11	91%	1.11	124	111	105	124	110	103	145
Chapman, Paul	FWD / MID	\$462,800	-\$31,700	12	87%	1.10	118	107	107	108	112	99	135
Bartel, Jimmy	MID	\$432,800	-\$47,400	12	87%	1.03	111	111	125	67	116	137	70
Selwood, Joel	MID	\$410,600	-\$42,800	12	82%	0.97	98	100	96	110	103	90	114
Corey, Joel	MID	\$433,400	-\$35,200	4	80%	0.95	96						116
Johnson, Steve	FWD	\$395,300	-\$41,600	12	85%	0.91	96	94	79	93	80	125	90
Kelly, James	DEF / MID	\$360,000	-\$12,900	11	86%	0.89	94	91	121	63	60	120	89
Podsiadly, James	FWD	\$338,200	\$260,400	9	85%	0.89	94	90	85	103	61	111	81
Enright, Corey	DEF	\$373,300	-\$21,000	12	89%	0.84	93	91	124	78	77	83	119
Milburn, Darren	DEF	\$366,800	\$11,600	10	85%	0.85	89	86	109	99	68	66	140
Byrnes, Shannon	FWD	\$353,800	-\$21,300	12	81%	0.88	88	94	73	71	108	124	32
Mackie, Andrew	DEF	\$348,200	-\$16,900	12	90%	0.76	84	84	96	67	79	92	89
Stokes, Mathew	FWD	\$327,200	\$5,200	5	77%	0.86	82	85	92	78	89	79	76
Varcoe, Travis	FWD	\$303,600	\$27,500	7	80%	0.81	80	85	83	71	80	105	42
Ling, Cameron	MID	\$320,000	-\$68,500	11	84%	0.74	77	85	116	82		57	100
Mooney, Cameron	FWD	\$313,200	-\$15,500	10	87%	0.70	75	58	99	50	24		160
Duncan, Mitch	FWD / MID	\$251,300	\$161,800	6	76%	0.77	74						37
Hawkins, Tom	FWD	\$313,100	\$16,600	10	79%	0.74	72	85	68	102			64
Taylor, Harry	DEF	\$255,900	-\$17,200	12	88%	0.63	69	61	67	76	49	50	92
Ottens, Brad	RUC	\$252,200	\$13,200	5	65%	0.84	67						77
Hunt, Taylor	DEF	\$94,500	\$0	2	62%	0.80	63	63			53	73	-55
Wojcinski, David	DEF	\$259,700	\$1,400	12	79%	0.62	61	66	66	62	89	48	57
Hunt, Josh	DEF	\$249,100	\$85,000	12	84%	0.58	60	62	91	70	58	30	98
Hogan, Simon	MID	\$250,400	-\$11,900	7	70%	0.69	60	52		42	66	48	73
Loneragan, Tom	FWD	\$214,200	\$11,600	12	91%	0.48	55	51	62	51	56	35	69
Blake, Mark	RUC	\$216,400	-\$29,200	12	60%	0.67	49	55	67	43	48	60	54
Scarlett, Matthew	DEF	\$222,000	-\$65,200	5	93%	0.42	48	74	74				57
Simpson, Dawson	RUC	\$94,500	\$0	2	43%	0.78	44	31			31		-16
West, Trent	RUC	\$101,500	\$0	1	63%	0.53	42	42				42	
Djerrkura, Nathan	MID	\$193,300	\$0	1	65%	0.47	40						
Gamble, Ryan	FWD	\$234,300	\$0	1	71%	0.40	38						
Rooke, Max	FWD	\$274,000	\$0	1	74%	0.42	36						
Motlop, Steven	FWD	\$94,500	\$0	1	17%	0.65	13						



Best AFL Fantasy Footy guide around  
**2010 AFL PROSPECTUS**

Available at  Target. and all good book stores

AVAILABLE NOW!  
STOCKS LIMITED  
**\$39.95**  
r.f.p.



# HAWTHORN

## FREAKO SAYS:

*You have to go back to Round 20 in 2006 for the last time that Luke Hodge topped 100 points against the Bombers. He's averaged 78 points from his past six matches against them, scoring 84 points in their earlier meeting in Round 6 this season – his equal lowest score for the year. I expect Heath Hocking to go to him this week.*

## AFL DREAM TEAM AVERAGE

**1545**  
(Ranked 10th)

## Hawthorn AFL Dream Team Points

Player	Pos	Price	Change	Games	TOG%	Pts Per Min	Ave.	Last 4	9	10	11	12	BE
Hodge, Luke	DEF / MID	\$437,300	\$70,500	12	86%	1.06	113	121	129	84	131	140	56
Mitchell, Sam	MID	\$379,900	-\$69,300	9	87%	0.90	96	92	89	107	59	112	113
Franklin, Lance	FWD	\$374,600	\$19,700	8	97%	0.76	91	94	97	83		103	94
Lewis, Jordan	MID	\$385,300	-\$26,300	12	79%	0.93	90	99	106	105	88	98	102
Birchall, Grant	DEF	\$328,600	\$700	12	83%	0.82	83	81	76	92	80	76	90
Rioli, Cyril	FWD	\$299,800	-\$35,100	11	82%	0.79	79	80	45	62	68	143	13
Ellis, Xavier	DEF	\$276,300	-\$29,300	12	77%	0.79	75	75	73	46	68	111	27
Sewell, Brad	MID	\$314,100	-\$132,000	8	85%	0.71	75	71	79	54	89	62	84
Burgoyne, Shaun	MID	\$299,300	-\$15,300	5	77%	0.80	74	75	82	65	72	80	72
Roughead, Jarryd	FWD	\$276,100	-\$45,600	12	95%	0.62	73	70	88	44	60	87	59
Guerra, Brent	DEF	\$290,100	-\$23,200	12	77%	0.76	72	76	75	58	106	66	45
Bateman, Chance	MID	\$302,700	-\$73,400	7	78%	0.73	71	83			83		101
Kayler-Thomson, Jarrod	MID	\$133,400	\$55,600	3	69%	0.83	71						-47
Young, Clinton	MID	\$269,500	\$38,200	8	72%	0.75	67	63	81	61	46		94
Ladson, Rick	DEF / MID	\$240,600	\$55,500	9	81%	0.65	65	83			90	76	14
Brown, Campbell	DEF	\$263,500	\$15,100	10	90%	0.58	64	67	91	42			64
Whitecross, Brendan	DEF	\$255,400	-\$56,200	9	80%	0.64	64	65	79	51	64	64	63
Morton, Jarryd	FWD / MID	\$264,900	-\$26,000	5	89%	0.57	64						83
Moss, Garry	MID	\$268,300	-\$2,400	3	82%	0.63	64						89
Renouf, Brent	RUC	\$240,200	\$27,500	11	74%	0.68	62	57	37	74	60	56	63
Peterson, Carl	FWD	\$227,500	\$133,000	11	70%	0.71	62	55	49	62	47	62	61
Suckling, Matt	DEF	\$189,700	\$31,500	4	74%	0.64	60						53
Osborne, Michael	FWD / MID	\$261,500	-\$32,600	9	78%	0.62	59	68	87	64	73	47	75
Murphy, Thomas	DEF	\$223,300	-\$43,600	10	90%	0.53	58	55	58	55	56	51	60
Gilham, Stephen	DEF	\$216,800	-\$26,600	12	97%	0.48	58	54	63	43	69	41	52
Schoenmakers, Ryan	DEF	\$196,800	\$15,000	8	84%	0.54	57	54				54	72
Stratton, Benjamin	DEF	\$215,900	\$126,400	10	98%	0.47	57	58	39	65	75	52	34
Shiels, Liam	MID	\$209,200	-\$41,300	6	81%	0.53	53	66			66		64
Hooper, Rhan	FWD	\$208,500	-\$28,800	4	56%	0.75	51	56	57	54			45
Muston, Beau	MID	\$254,200	-\$25,100	3	79%	0.47	47	39				39	116
Skipper, Wayde	RUC	\$147,400	\$51,600	5	61%	0.62	46	48	41	44	42	64	4
Gibson, Josh	DEF	\$272,600	-\$31,000	3	65%	0.56	45						153
Stokes, Cameron	FWD	\$152,500	\$0	1	72%	0.32	28						



Best AFL Fantasy Footy guide around

# 2010 AFL PROSPECTUS

Available at  Target. and all good book stores



# MELBOURNE

## FREAKO SAYS:


*The bubble burst for Jordan Gysberts last week against the Magpies, scoring only 29 points. At least he's made us \$43,400.*

## AFL DREAM TEAM AVERAGE

**1582**  
(Ranked 8th)

### Melbourne AFL Dream Team Points

Player	Pos	Price	Change	Games	TOG%	Pts Per Min	Ave.	Last 4	9	10	11	12	BE
Green, Brad	MID	\$386,600	\$6,900	12	90%	0.92	99	97	109	105	79	95	115
McDonald, James	MID	\$382,100	\$34,500	11	77%	1.06	98	78	103	69	62		155
Moloney, Brent	MID	\$357,700	-\$30,900	12	80%	0.95	91	97	61	86	103	137	27
Bruce, Cameron	MID	\$344,600	-\$65,000	11	88%	0.83	87	84		56	117	78	62
Morton, Cale	MID	\$363,900	-\$22,100	4	84%	0.83	84	84	75	69	100	93	79
Sylvia, Colin	FWD / MID	\$324,600	-\$94,100	8	87%	0.79	83	88	107	63	93		87
Grimes, Jack	DEF	\$314,800	-\$77,500	12	88%	0.78	83	68	57	59	86	68	81
Jetta, Neville	MID	\$265,200	\$31,100	4	79%	0.85	81	81	117	56	81	69	48
Davey, Aaron	MID	\$326,800	-\$61,100	12	72%	0.93	81	83	82	108	56	86	102
Dunn, Lynden	MID	\$335,800	\$17,100	8	83%	0.80	80	47				47	115
Bate, Matthew	FWD	\$325,100	-\$23,100	10	84%	0.79	79	80			81	79	83
Bail, Rohan	MID	\$158,600	\$57,100	3	89%	0.73	78						-47
McKenzie, Jordie	MID	\$272,000	\$69,300	9	71%	0.91	77	45	45			45	113
Petterd, Ricky	FWD / MID	\$309,300	-\$4,000	6	85%	0.75	77						93
Trengove, Jack	MID	\$284,300	\$130,800	11	82%	0.74	73	71	90		62	61	89
Frawley, James	DEF	\$291,000	\$48,500	11	92%	0.66	73	77	77	71		84	62
Jamar, Mark	RUC	\$277,100	-\$7,600	12	81%	0.75	73	76	66	61	62	114	31
Scully, Tom	MID	\$286,000	\$128,500	11	80%	0.75	72	65	53		56	87	71
Gysberts, Jordan	MID	\$160,900	\$43,400	3	64%	0.91	70	70		103	78	29	13
Jones, Nathan	MID	\$253,300	-\$79,100	12	78%	0.74	69	55	43	48	49	80	60
Hughes, Danny	FWD	\$94,500	\$0	2	76%	0.78	69						-66
Macdonald, Joel	DEF	\$281,100	-\$18,700	8	80%	0.70	68	55	51	58			101
Garland, Colin	DEF	\$231,600	\$36,500	10	83%	0.58	58	59	46	52	48	89	36
Rivers, Jared	DEF	\$220,300	-\$6,000	8	86%	0.55	56	55	54	50	60	56	49
Bartram, Clint	DEF	\$212,300	-\$55,400	11	80%	0.57	55	56	41	51	51	79	29
Miller, Brad	FWD	\$236,900	-\$38,100	5	87%	0.51	54	56	78	59	26	61	90
Bennell, Jamie	MID	\$220,400	\$1,500	11	83%	0.53	53	50	88	27	34		104
Wonaeamirri, Austin	FWD	\$138,700	\$0	2	72%	0.56	49	49	47	51			6
Warnock, Matthew	DEF	\$183,800	-\$2,600	11	95%	0.38	43	37		26	41	43	53
Newton, Michael	FWD	\$266,500	\$0	2	74%	0.50	43						113
Watts, Jack	FWD	\$148,900	\$3,900	5	79%	0.46	43	41	63	27	23	49	39
Strauss, James	MID	\$94,500	\$0	2	68%	0.43	36						-1
Martin, Stefan	DEF	\$198,000	\$0	2	70%	0.41	35						78
Johnson, Paul	RUC	\$302,000	\$0	2	63%	0.44	32						162
Spencer, Jake	RUC	\$187,500	\$0	1	67%	0.11	9						



Best AFL Fantasy Footy guide around  
**2010 AFL PROSPECTUS**

Available at  Target. and all good book stores



# NORTH MELBOURNE

## FREAKO SAYS:

*I know he scored seven goals and 165 points last week against Carlton, but that's probably as good as it will ever get for Lindsay Thomas.*

## AFL DREAM TEAM AVERAGE

**1522**  
(Ranked 14th)

### Nth. Melbourne AFL Dream Team Points

Player	Pos	Price	Change	Games	TOG%	Pts Per Min	Ave.	Last 4	9	10	11	12	BE
Swallow, Andrew	MID	\$383,900	-\$10,800	12	81%	0.96	96	88	97	77	96	81	110
Anthony, Liam	MID	\$380,600	-\$42,100	7	72%	1.07	95						89
Harvey, Brent	FWD / MID	\$333,900	-\$55,000	12	90%	0.80	88	79	94	39	100	84	65
Rawlings, Brady	MID	\$337,400	-\$5,800	12	99%	0.71	87	74	72	86	84	52	116
Wells, Daniel	MID	\$305,600	\$7,300	11	82%	0.80	81	56	49		55	65	108
McIntosh, Hamish	RUC	\$299,800	-\$96,500	10	73%	0.85	76	69		66	59	82	83
Goldstein, Todd	RUC	\$308,000	\$86,900	12	80%	0.77	76	74	81	75	75	63	92
Thomas, Lindsay	FWD	\$320,900	\$52,900	12	75%	0.79	73	101	74	95	68	165	7
Ziebell, Jack	FWD / MID	\$300,000	\$14,400	12	68%	0.87	72	77	62	71	90	85	49
Petrie, Drew	FWD / RUC	\$381,700	\$0	1	78%	0.73	72	72		72			
Adams, Leigh	MID	\$295,200	\$23,900	7	73%	0.80	71						62
Firrito, Michael	DEF / MID	\$292,900	-\$21,500	12	97%	0.60	71	72	57	86	65	78	76
Edwards, Aaron	FWD	\$280,500	-\$3,400	7	84%	0.69	71	66	66				52
Bastinac, Ryan	MID	\$277,400	\$187,900	12	76%	0.75	70	73	61	83	80	67	60
Hansen, Lachie	DEF / FWD	\$273,900	\$8,300	12	91%	0.60	67	69	82	62	86	45	74
Grima, Nathan	DEF	\$283,100	-\$10,300	11	96%	0.56	66	71	72	90	46	75	91
Garlett, Cruize	MID	\$252,800	\$7,600	4	67%	0.81	66	66			47	85	57
Greenwood, Levi	DEF / MID	\$259,800	\$39,700	7	76%	0.70	64	68	73	76	73	51	70
McMahon, Scott	DEF	\$257,900	-\$62,900	11	87%	0.60	64	65	45	59	79	75	39
Pratt, Daniel	DEF	\$270,200	-\$32,700	5	87%	0.58	62	62	39	62	76	72	54
Smith, Josh	FWD	\$241,700	\$0	2	90%	0.57	61	75	75				59
Lower, Ed	MID	\$215,300	\$0	2	61%	0.80	60	60			67	53	41
Warren, Ben	FWD	\$231,500	-\$3,300	8	85%	0.56	59	80				80	34
Jones, Corey	FWD	\$300,100	\$0	1	92%	0.52	59						
Urquhart, Gavin	DEF	\$269,400	-\$25,200	5	78%	0.59	57						113
O'Keefe, Nathan	FWD	\$94,500	\$0	2	81%	0.57	57	57	58	55			-42
Thompson, Scott D.	DEF	\$208,500	-\$70,100	12	97%	0.47	55	52	54	38	28	86	42
Cunnington, Ben	MID	\$210,200	\$68,700	8	68%	0.66	55	50	52	53	51	44	62
Wright, Sam	FWD	\$221,800	\$23,000	11	81%	0.54	53	57	45	61	49	71	46
Harding, Leigh	MID	\$249,100	-\$106,300	6	77%	0.57	53	54	50	58			78
Ross, Ben	MID	\$265,800	\$0	2	71%	0.55	49						101
Campbell, Matt	FWD	\$198,200	-\$25,200	6	76%	0.52	49	42	29	44	74	22	52
Hale, David	FWD	\$175,500	-\$60,400	10	80%	0.49	48	30		50	9		72



Best AFL Fantasy Footy guide around

# 2010 AFL PROSPECTUS

Available at  Target. and all good book stores



# PORT ADELAIDE

## FREAKO SAYS:


*The season may well be over for Steven Salopek. He injured his shoulder yet again last week against the Swans, with the club likely to put him away for the year. Don't hesitate in trading him out this week.*

## AFL DREAM TEAM AVERAGE

**1517**  
**(Ranked 15th)**

## Port Adelaide AFL Dream Team Points

Player	Pos	Price	Change	Games	TOG%	Pts Per Min	Ave.	Last 4	9	10	11	12	BE
Cornes, Kane	MID	\$407,400	-\$11,000	12	94%	0.88	104	107	95	108	96	127	81
Boak, Travis	MID	\$403,300	\$6,400	12	78%	0.97	95	111	130	103	123	87	91
Cassisi, Domenic	MID	\$356,600	-\$55,400	12	80%	0.84	85	84	74	82	107	73	86
Pearce, Danyle	MID	\$306,900	-\$30,600	12	85%	0.76	81	74	69	56	109	61	59
Hartlett, Hamish	MID	\$293,700	\$5,300	4	62%	1.07	79	91			66	116	37
Davenport, Jason	MID	\$294,100	-\$59,200	10	83%	0.73	76	66	58		72	68	80
Carr, Josh	MID	\$274,000	\$9,300	3	74%	0.83	75	95		95			47
Chaplin, Troy	DEF	\$268,500	-\$43,500	11	98%	0.62	75	60	79	51	71	38	92
Gray, Robbie	FWD	\$325,500	\$4,300	5	79%	0.75	74						110
Westhoff, Justin	FWD	\$283,900	\$300	10	84%	0.68	73	67	58	75			79
Salopek, Steven	MID	\$274,200	-\$99,000	12	78%	0.74	72	62	72	57	75	43	87
Rodan, David	MID	\$286,200	-\$19,300	9	74%	0.78	72	78	75	54	84	97	33
Thomas, Matt	MID	\$300,300	\$17,300	12	81%	0.70	71	81	49	102	83	88	53
Ebert, Brett	FWD	\$242,900	-\$40,500	12	86%	0.64	69	56	63	28	75	56	50
Brogan, Dean	RUC	\$273,200	-\$42,700	10	77%	0.70	68	58	59		67	47	90
Logan, Tom	MID	\$279,900	\$28,000	10	81%	0.67	67	80	77	65	102	75	32
Krakouer, Nathan	DEF	\$295,700	-\$2,600	5	73%	0.70	66						89
Motlop, Daniel	FWD	\$260,800	-\$37,200	5	85%	0.62	65	59	52		52	72	71
Cornes, Chad	DEF / MID	\$230,000	-\$153,300	12	90%	0.54	61	47	49	47	13	77	82
Stewart, Paul	DEF / MID	\$231,200	\$22,800	11	81%	0.60	61	59	81	53	28	74	71
Surjan, Jacob	DEF	\$232,400	-\$19,100	12	88%	0.55	61	58	56	69	44	62	68
Schulz, Jay	FWD	\$196,400	-\$3,100	7	83%	0.53	56	66	66				43
Carlile, Alipate	DEF	\$213,300	-\$11,400	12	95%	0.47	55	51	69	35	69	32	58
Nash, Jay	DEF	\$212,200	\$10,100	4	84%	0.54	55	55	53	63	54	50	55
Banner, Mitchell	MID	\$129,300	\$34,800	3	71%	0.60	55						11
Hitchcock, Cameron	FWD	\$208,400	\$110,600	8	78%	0.55	55	57	86	20		64	72
Tredrea, Warren	FWD	\$255,200	-\$81,000	7	77%	0.56	55						115
Broadbent, Matthew	DEF / MID	\$192,200	\$0	2	72%	0.62	55	55		78	31		35
Moore, Andrew	DEF / FWD	\$125,500	\$0	1	73%	0.58	54						
Trengove, Jackson	DEF / RUC	\$218,600	\$124,100	10	77%	0.51	49	58	79	73	39	41	83
Cloke, Cameron	FWD / RUC	\$279,900	\$0	1	67%	0.56	48						
Harding, Scott	MID	\$202,800	\$0	1	68%	0.53	46						
Stewart, Daniel	FWD	\$106,600	\$17,100	3	80%	0.39	38	41		40	42		-2
Salter, Nick	FWD	\$222,900	\$0	1	85%	0.34	37	37		37			
Lobbe, Matthew	FWD / RUC	\$101,600	\$7,100	3	50%	0.50	30	35				35	13



Best AFL Fantasy Footy guide around  
**2010 AFL PROSPECTUS**

Available at  Target. and all good book stores





# RICHMOND

## FREAKO SAYS:

*The Tigers have made great inroads over the past month. They collected 367 disposals and scored 19 goals last week against the Eagles – both season-highs. Maybe all isn't lost after all.*

## AFL DREAM TEAM AVERAGE

**1387**  
(Ranked 16th)

## Richmond AFL Dream Team Points

Player	Pos	Price	Change	Games	TOG%	Pts Per Min	Ave.	Last 4	9	10	11	12	BE
Tuck, Shane	MID	\$420,600	-\$1,700	10	88%	0.93	101	110	119	136	90	93	131
Riewoldt, Jack	FWD	\$395,300	\$67,900	12	97%	0.78	93	117	128	86	105	150	40
Deledio, Brett	MID	\$378,100	-\$44,100	12	90%	0.84	92	91	92	108	62	100	121
Jackson, Daniel	MID	\$374,100	-\$25,000	8	82%	0.88	87	91				91	68
Newman, Chris	DEF	\$347,600	-\$2,200	11	87%	0.75	80	82	54	95	111	67	82
Graham, Angus	RUC	\$304,500	\$53,200	5	69%	0.94	79	80	80	118	65	55	108
Cousins, Ben	MID	\$319,100	-\$33,000	8	72%	0.84	74	75	62	98	78	61	99
Cotchin, Trent	MID	\$308,000	\$11,800	11	81%	0.75	74	78	87	83	59	81	90
Collins, Andrew	MID	\$295,900	-\$33,200	7	78%	0.75	72	78		94	49	91	81
Foley, Nathan	MID	\$332,100	-\$42,000	4	76%	0.75	71	62	62				89
Connors, Daniel	MID	\$213,500	\$57,500	4	71%	0.80	69	53				53	34
Thomson, Adam	MID	\$210,900	\$0	2	80%	0.71	68						22
Martin, Dustin	MID	\$265,100	\$115,600	11	77%	0.70	66	72	57	71	83	77	38
Edwards, Shane	FWD / MID	\$250,400	\$41,200	12	82%	0.65	66	61	61	65	48	69	70
Nahas, Robin	FWD	\$267,500	-\$45,600	9	87%	0.61	65	62	60	93	32		75
Nason, Ben	DEF	\$229,000	\$139,500	12	84%	0.59	61	58	46	76	22	88	61
Tambling, Richard	MID	\$272,300	-\$117,900	10	80%	0.63	61	69		67	83	57	63
White, Matt	MID	\$248,200	-\$21,800	8	85%	0.57	60	61	61	68	33	80	72
Webberley, Jeromey	DEF	\$178,700	\$89,200	5	73%	0.66	59	61	69	44	71		19
Moore, Kelvin	DEF	\$217,500	-\$1,700	11	89%	0.50	55	48	33	60		50	53
Polo, Dean	DEF	\$269,600	-\$18,900	3	89%	0.49	54						102
Morton, Mitch	FWD	\$254,000	-\$89,600	6	83%	0.53	53	28			28		105
Simmonds, Troy	RUC	\$240,500	-\$59,100	7	70%	0.60	51	55			55		62
Hislop, Tom	MID	\$217,400	-\$3,800	3	79%	0.52	50						60
McGuane, Luke	DEF	\$184,900	-\$57,400	11	94%	0.43	50	43	41	33	24	74	40
King, Jake	DEF	\$223,500	-\$19,200	5	87%	0.46	49	54	32	58	66	58	43
Farmer, Mitch	DEF / MID	\$185,900	\$70,900	10	78%	0.50	48	50	33	61	37	69	33
Polak, Graham	DEF / FWD	\$158,000	\$8,600	3	65%	0.56	46	38		38			53
Dea, Matthew	FWD	\$110,800	\$21,300	3	81%	0.41	42						-12
Rance, Alex	DEF	\$180,400	-\$47,200	7	85%	0.38	40	39	39				62
Astbury, David	FWD	\$151,600	\$62,100	8	90%	0.36	40	39	35	45	50	26	37
Vickery, Tyrone	RUC	\$158,500	-\$38,700	10	62%	0.51	39	42	38			46	34
Thursfield, Will	DEF	\$159,600	\$35,600	7	89%	0.36	38	25	25		24		70
Post, Jayden	DEF	\$194,800	-\$19,200	3	86%	0.33	34						80
Taylor, Troy	FWD	\$89,500	\$0	2	76%	0.33	32						4
Roberts, Relton	FWD	\$77,800	\$0	2	64%	0.36	28						2
Griffiths, Benjamin	FWD	\$89,500	\$0	2	62%	0.22	17	17		19		15	33



Best AFL Fantasy Footy guide around

# 2010 AFL PROSPECTUS

Available at  Target. and all good book stores



# ST KILDA

## FREAKO SAYS:

*With scores of 43, 80 and 98 points from his past three games against the Cats, making Nick Dal Santo captain this week is a definite no!*

## AFL DREAM TEAM AVERAGE

**1683**  
(Ranked 3rd)

### St. Kilda AFL Dream Team Points

Player	Pos	Price	Change	Games	TOG%	Pts Per Min	Ave.	Last 4	9	10	11	12	BE
Goddard, Brendon	DEF / MID	\$470,900	\$15,200	12	89%	1.04	112	126	124	122	138	120	94
Montagna, Leigh	MID	\$476,200	-\$32,900	12	85%	1.10	112	114	94	151	146	65	145
Hayes, Lenny	MID	\$447,000	-\$31,500	12	77%	1.12	104	107	140	116	105	65	164
Dal Santo, Nick	MID	\$400,900	-\$56,300	12	86%	0.98	101	103	98	121	70	121	109
Gilbert, Sam	DEF	\$394,900	\$3,400	12	96%	0.86	100	98	89	111	96	95	104
Riewoldt, Nick	FWD	\$445,000	-\$23,100	3	75%	0.99	92						166
Ray, Farren	MID	\$364,200	-\$29,300	11	86%	0.84	86	97	84	91	100	111	61
Fisher, Sam	DEF	\$356,600	-\$16,700	10	95%	0.74	85	89	88	117	91	59	116
Jones, Clinton	MID	\$332,100	\$8,400	12	87%	0.80	84	82	87	82	93	66	89
Gram, Jason	DEF / MID	\$365,800	-\$37,800	6	79%	0.81	79						170
Schneider, Adam	FWD	\$313,100	-\$34,900	12	81%	0.78	76	84	86	77	58	114	62
Milne, Stephen	FWD	\$311,400	-\$15,100	12	89%	0.69	75	91	90	65	135	73	25
Blake, Jason	DEF	\$275,700	-\$44,900	12	95%	0.64	74	62	55	52	83	58	65
Baker, Steven	DEF	\$302,000	\$39,000	12	95%	0.65	74	72	47	110	88	42	96
Peake, Brett	MID	\$297,500	\$19,000	9	80%	0.74	71	76	82	77	78	65	79
Gwilt, James	DEF / FWD	\$262,200	\$12,600	12	93%	0.63	71	72	66	53	82	85	29
Armitage, David	MID	\$294,500	-\$26,600	7	67%	0.86	69						104
McQualter, Andrew	FWD	\$275,100	-\$8,800	12	75%	0.75	68	71	49	93	54	86	66
Geary, Jarryn	DEF	\$262,100	-\$53,400	10	81%	0.66	65	66			66	65	65
Clarke, Raphael	DEF	\$286,700	\$36,600	8	75%	0.72	64	75	93	71	112	24	78
Gardiner, Michael	RUC	\$258,400	-\$21,500	11	61%	0.83	61	63	54	65	70	63	60
Koschitzke, Justin	FWD	\$252,600	-\$53,700	9	85%	0.59	60	66	68	40	79	75	35
Steven, Jack	MID	\$200,400	\$0	2	74%	0.65	56						39
Eddy, Robert	MID	\$212,400	-\$18,400	4	67%	0.66	53	50		24	49	78	32
McEvoy, Ben	RUC	\$211,800	\$17,700	7	59%	0.66	48	55	73	62	56	30	72
King, Steven	RUC	\$190,500	-\$45,100	6	46%	0.76	43						59
Dawson, Zac	DEF	\$167,500	-\$58,400	10	91%	0.37	41	30	10	49			66
Stanley, Rhys	RUC	\$120,400	\$25,900	4	73%	0.43	38	38	44	33	44	30	16
Heyne, Nick	FWD	\$94,500	\$0	2	56%	0.55	38	35	35				-4
Pattison, Adam	RUC	\$238,800	\$0	1	83%	0.21	21						



Best AFL Fantasy Footy guide around

# 2010 AFL PROSPECTUS

Available at  Target. and all good book stores



# SYDNEY SWANS

## FREAKO SAYS:


*Ryan O'Keefe collected 41 disposals and 149 points when these sides last met at ANZ Stadium in Round 12 last season. With back-to-back 100's for the first time since Rounds 1 & 2, he could be a good smoky captain choice this week.*

## AFL DREAM TEAM AVERAGE

**1558**  
(Ranked 9th)

## Sydney Swans AFL Dream Team Points

Player	Pos	Price	Change	Games	TOG%	Pts Per Min	Ave.	Last 4	9	10	11	12	BE
O'Keefe, Ryan	FWD / MID	\$339,700	-\$85,700	12	87%	0.89	94	87	76	60	102	110	42
Malceski, Nick	DEF	\$352,900	\$110,100	12	86%	0.87	92	102	119	72	69	146	49
Bolton, Jude	MID	\$376,500	-\$37,700	12	83%	0.89	91	104	82	73	150	109	22
Goodes, Adam	FWD / MID	\$354,300	-\$80,500	12	97%	0.75	89	88	102	87	72	89	104
McVeigh, Jarrad	MID	\$355,300	\$100	12	90%	0.79	87	89	79	94	106	76	83
McGlynn, Ben	MID	\$388,700	\$15,200	5	85%	0.83	86	79				79	164
Jack, Kieren	MID	\$350,800	\$78,400	12	83%	0.84	86	92	97	100	77	95	90
Hannebery, Daniel	MID	\$324,300	\$122,200	10	76%	0.85	79	93	115	126	38	91	113
Mumford, Shane	RUC	\$346,800	\$103,900	10	64%	1.00	78	102		113	114	79	66
Grundy, Heath	DEF / FWD	\$276,000	-\$11,400	12	96%	0.66	78	68	59	66	51	94	61
Shaw, Rhyce	DEF	\$320,300	-\$58,200	11	86%	0.72	76	65	70	83	42		114
Kennedy, Josh P.	MID	\$299,100	-\$16,400	12	74%	0.84	76	73	69	70	75	79	69
Kirk, Brett	MID	\$296,000	-\$88,900	12	81%	0.75	75	78	74	60	82	96	43
Veszpremi, Patrick	FWD	\$204,300	\$0	1	63%	0.95	71	71				71	
Bradshaw, Daniel	FWD	\$296,200	-\$13,900	8	87%	0.63	67	44	44				162
Kennelly, Tadhg	DEF	\$226,600	\$21,900	10	80%	0.68	67	28	0			55	114
Bird, Craig	MID	\$270,400	\$0	2	77%	0.70	66	66			54	78	70
Mattner, Martin	DEF	\$264,100	-\$53,100	12	89%	0.57	62	67	67	63	72	64	61
Moore, Jarred	FWD	\$249,400	\$17,100	7	80%	0.62	62						94
Heath, Campbell	DEF	\$94,500	\$0	2	72%	0.68	60	60	71	48			-48
Seaby, Mark	RUC	\$219,700	-\$7,000	6	52%	0.92	59						107
Playfair, Henry	FWD	\$166,900	\$65,100	4	87%	0.55	59	57	69	64	39		22
Roberts-Thomson, Lewis	DEF	\$218,500	-\$66,500	11	92%	0.50	57	57	58	47	49	73	41
Jetta, Lewis	MID	\$202,600	\$97,100	11	72%	0.61	54	50	55	52	42		57
Bevan, Paul	DEF	\$239,300	-\$30,800	4	91%	0.48	53	53	35		58	67	54
Rohan, Gary	FWD / MID	\$197,100	\$59,600	6	80%	0.54	52	56	78	45	65	34	48
Richards, Ted	DEF	\$261,600	-\$35,300	4	83%	0.50	52						113
Smith, Nick	MID	\$210,600	-\$23,100	8	86%	0.48	51	55	48	61	53	59	45
Barlow, Ed	MID	\$284,400	\$0	1	79%	0.46	46						
Pyke, Mike	RUC	\$170,200	\$41,700	6	53%	0.70	45	49	56	53	44	41	42
White, Jesse	RUC	\$167,600	-\$47,500	11	85%	0.39	41	42		36	70	20	35
Bolton, Craig	DEF	\$207,000	-\$65,900	5	76%	0.43	40						98
O'Dwyer, Matthew	MID	\$212,000	\$0	1	71%	0.40	34	34		34			



Best AFL Fantasy Footy guide around

# 2010 AFL PROSPECTUS

Available at  Target. and all good book stores



# WEST COAST EAGLES

## FREAKO SAYS:


*If you still have David Hille, then don't hesitate in swapping him for Dean Cox this week. He's coming off 103 points last week and the price difference is only \$2,800.*

## AFL DREAM TEAM AVERAGE

**1533**  
(Ranked 13th)

### West Coast AFL Dream Team Points

Player	Pos	Price	Change	Games	TOG%	Pts Per Min	Ave.	Last 4	9	10	11	12	BE
Priddis, Matt	MID	\$395,800	-\$26,200	12	88%	0.90	99	93	81	87	89	113	94
Selwood, Adam	MID	\$382,100	-\$4,400	11	78%	0.97	95	85	123	89	44		153
Embley, Andrew	MID	\$372,500	-\$10,400	10	85%	0.88	94	97	75	100	106	107	65
Waters, Beau	DEF	\$393,100	\$240,300	12	83%	0.88	92	112	64	109	155	121	18
Ebert, Brad	MID	\$319,700	\$2,800	12	80%	0.87	87	76	79	45	90	89	60
Cox, Dean	RUC	\$364,300	-\$107,200	12	73%	0.93	85	89	90	78	84	103	85
Rosa, Matt	MID	\$320,300	-\$26,200	10	84%	0.77	81	87	83	87	73	103	63
Kennedy, Josh J.	FWD	\$307,500	-\$16,000	12	90%	0.69	78	76	56	74	72	101	57
Dalziel, Bradd	MID	\$313,900	-\$18,300	6	76%	0.79	76	92			91	93	51
Butler, Sam	MID	\$274,300	\$10,100	5	81%	0.72	73	66	73	77	48		80
McKinley, Ben	FWD	\$290,600	\$29,500	7	88%	0.65	71	79	116	48	73	79	65
Hansen, Ashley	FWD	\$251,400	\$0	2	86%	0.66	71						47
Hurn, Shannon	DEF	\$285,700	-\$26,700	10	90%	0.62	70	71	63	62	94	64	55
LeCras, Mark	FWD	\$295,200	-\$34,800	11	88%	0.64	70	71	41	89	67	87	67
Lynch, Quinten	FWD	\$309,800	-\$76,300	6	94%	0.59	69	63	73	53			105
Stevenson, Lewis	MID	\$205,700	\$111,200	5	76%	0.71	67	57			50	63	41
Naitanui, Nick	RUC	\$249,200	\$16,800	12	73%	0.72	66	60	55	56	79	48	59
Shuey, Luke	MID	\$140,100	\$45,600	3	75%	0.68	65						-5
Swift, Tom	MID	\$282,100	-\$19,300	9	65%	0.80	65	70	74	67	69		75
Sheppard, Bradley	DEF	\$223,100	\$89,600	6	75%	0.66	61	66	73	58	81	51	35
Kerr, Daniel	MID	\$257,000	-\$14,600	4	77%	0.60	59						94
Masten, Chris	MID	\$260,600	-\$33,300	6	68%	0.68	58						110
Jones, Brett	DEF	\$227,300	\$24,700	7	85%	0.54	58	46				46	81
Wilkes, Beau	DEF	\$207,800	\$7,400	4	84%	0.54	56	56	78	60	46	41	68
McGinnity, Patrick	MID	\$205,700	-\$24,200	10	81%	0.55	56	49	32	46		68	40
Brown, Mitchell	DEF	\$208,800	-\$39,800	7	85%	0.51	54	56			54	57	45
Hams, Ashton	DEF	\$169,400	\$91,600	6	79%	0.53	53	45	45				35
Selwood, Scott	DEF	\$187,800	-\$63,600	10	81%	0.52	52	43	39	38	40	54	46
Mackenzie, Eric	DEF	\$195,400	-\$2,600	9	92%	0.45	52	41	47	43	36	38	72
Spangher, Matt	DEF	\$219,400	-\$19,100	4	86%	0.44	48						57
Schofield, Will	DEF	\$189,000	\$35,200	10	89%	0.43	48	45	51	53	48	29	64
Nicoski, Mark	DEF	\$191,600	-\$25,100	6	66%	0.56	46	44		55		33	55
Glass, Darren	DEF	\$173,600	-\$15,900	8	93%	0.35	41						23



Best AFL Fantasy Footy guide around  
**2010 AFL PROSPECTUS**

Available at Target. and all good book stores

AVAILABLE NOW!  
 STOCKS LIMITED  
**\$39.95**  
 I.P.B.



# WESTERN BULLDOGS

## FREAKO SAYS:


*Subiaco hasn't been a happy hunting ground for Adam Cooney. He's averaged only 64 points from his eight career matches at the venue, with only two scores over 70 points. I can see him cracking the ton this week though.*

## AFL DREAM TEAM AVERAGE

**1695**  
**(Ranked 2nd)**

### W. Bulldogs AFL Dream Team Points

Player	Pos	Price	Change	Games	TOG%	Pts Per Min	Ave.	Last 4	9	10	11	12	BE
Boyd, Matthew	MID	\$427,200	-\$29,200	10	91%	1.01	111	111	108	75	143	116	60
Cooney, Adam	MID	\$430,000	\$33,200	12	85%	1.01	103	121	147	91	128	117	76
Griffen, Ryan	MID	\$385,900	\$13,600	11	81%	1.02	99	93	107	88	62	114	112
Lake, Brian	DEF	\$435,500	\$78,600	12	95%	0.87	98	117	192	105	81	90	154
Cross, Daniel	MID	\$391,400	-\$29,500	12	88%	0.93	98	92	92	85	102	89	101
Giansiracusa, Daniel	FWD	\$332,800	-\$45,700	12	83%	0.91	90	75	79	60	51	108	90
Gilbee, Lindsay	DEF / MID	\$331,100	-\$29,800	12	86%	0.86	89	80	89	67	75	88	84
Higgins, Shaun	FWD / MID	\$334,200	-\$54,800	10	75%	0.95	86	60		74	45		131
Harbrow, Jarrod	DEF	\$333,100	\$700	12	89%	0.78	83	89	95	76	103	80	66
Eagleton, Nathan	MID	\$335,800	-\$17,100	7	76%	0.90	81	86	107		67	85	99
Hall, Barry	FWD	\$343,100	\$61,900	12	91%	0.73	80	93	56	96	93	125	38
Hahn, Mitch	FWD	\$310,000	\$800	12	87%	0.75	79	81	115	56	50	104	78
Murphy, Robert	FWD	\$293,500	-\$57,300	9	79%	0.81	76	88				88	75
Wood, Easton	DEF	\$160,400	\$0	1	74%	0.86	73	73				73	
Hill, Josh	FWD	\$294,200	-\$39,300	10	84%	0.71	73	76	102	59	68	76	76
Hudson, Ben	RUC	\$328,300	\$54,800	12	71%	0.85	72	86	64	118	83	80	82
Grant, Jarrad	FWD	\$257,200	\$160,500	8	79%	0.77	72	69	82	76	46	70	76
Johnson, Brad	FWD	\$392,800	-\$38,600	3	77%	0.76	70						142
Moles, Brodie	MID	\$230,900	\$147,100	6	74%	0.78	70	61			72	49	52
Akermanis, Jason	FWD	\$305,100	-\$108,100	9	74%	0.78	69	52	61	42			125
Hargrave, Ryan	DEF	\$306,200	-\$103,300	9	77%	0.71	66	93	129	57			43
Everitt, Andrejs	DEF	\$259,500	\$22,200	7	80%	0.68	65						38
Minson, Will	RUC	\$269,900	-\$26,100	9	75%	0.71	65	73	66	61	85	80	37
Picken, Liam	MID	\$236,500	-\$11,800	7	86%	0.50	52	61	72	76	50	44	83
Roughhead, Jordan	RUC	\$94,500	\$0	2	61%	0.75	52						-32
Stack, Brennan	FWD	\$191,000	\$2,100	6	75%	0.56	50	49	64	29	42	60	41
Addison, Dylan	MID	\$196,200	-\$13,200	9	75%	0.54	49	52	63	34	58		55
Morris, Dale	DEF	\$195,000	-\$32,100	11	97%	0.42	49	50	72	31	35	62	49
Williams, Tom	DEF	\$161,500	-\$18,300	12	72%	0.50	44	33	44	38	37	12	72



Best AFL Fantasy Footy guide around

# 2010 AFL PROSPECTUS

Available at  Target. and all good book stores

