



CHAMPION/DATA/ISSUE 10

Hi and welcome to the 10th edition of the Fantasy Freako's rave for 2010. The big news to come out of last week was the no-show of first year gun Michael Barlow, with over 160,000 coaches affected by his late withdrawal. He should be back this week though, which will bring relief to us all. It might be a good time to conserve some of your trades this week, but if you do plan on doing something, make sure you think it through before pulling the trigger. Good luck to all coaches for Round 11.

GYSBERTS MAKES HIS MARK

Is there anything better than seeing a first year player come out and have a blinder on debut? Jordan Gysberts did just that last week, collecting an impressive 103 points in his first AFL match, finishing with an impressive 26 disposals, eight marks and three tackles. What made his performance even more remarkable was that it was against Geelong down at The Cattery, showing us that he's definitely made of the right stuff. With Melbourne already boasting some of the game's best youngsters, he is just another name we can add to the list.

If we compare his game to other debutants since 2000, he ranks in the top 10, with Dockers supremo Michael Barlow heading the list with his 128 points in Round 1 this year. Of the 15 players in the below table, there is only one player that has come on to become an elite AFL Dream Teamer, this being Paul Hasleby.

With both Tom Scully and Jack Trengove set to resume this week, I would wait one more week before jumping on him, as he looks to be a trade down target for your midfield. If we go by his first up performance, he should get plenty more games this year anyway, which is great news!

Leading DT points on debut since 2000

	Player	Club	Opposition	Round	Debut Season	DT
1	Michael Barlow	FRE	AC	1	2010	128
2	Beau Muston	HAW	MEL	9	2009	127
3	Jaxson Barham	COLL	BRIS	4	2009	122
4	Bradd Dalziel	BRIS	WCE	16	2008	119
5	Andrew Walker	CAR	WCE	5	2004	111
6	David Zaharakis	ESS	FRE	2	2009	107
7	Dean Polo	ESS	RICH	6	2006	107
8	Brad Moran	NM	HAW	21	2006	105
9	Brad Murphy	WB	PORT	20	2004	104
10	Jordan Gysberts	MEL	GEE	10	2010	103
11	Damien Adkins	COLL	HAW	1	2000	103
12	Chris Bryan	CAR	SYD	11	2005	98
13	Hamish Hartlett	PORT	HAW	4	2009	95
14	Paul Hasleby	FRE	GEE	1	2000	94
15	Leigh Fisher	STK	WCE	18	2003	92

GIBBS'S BIG DAY OUT

If Bryce Gibbs wasn't best on ground last week, I must have been watching another game. I think that Brett Ratten is trying to play down his performance, in the event that he gets tagged in the coming weeks. His move into defence has been a masterstroke, as he's now playing with great freedom and in turn finding plenty of the ball. He racked up an amazing 45 disposals and 166 points last week against West Coast, scoring 99 of his points in the second half alone. It was clearly his most prolific game on record, bettering his previous best of 152 points against Brisbane in Round 2 last season.

Gibbs's cracker games

Season - Rnd v Opposition	K	H	M	T	FF	FA	G	B	DT
2010 - 10 v West Coast	24	21	12	2	2	0	1	0	166
2009 - 2 v Brisbane	21	13	15	2	1	1	2	0	152
2009 - 7 v Fremantle	16	15	13	6	1	0	0	0	142
2009 - 14 v Fremantle	20	13	11	2	0	0	2	1	140
2008 - 22 v Hawthorn	15	17	11	2	3	0	2	0	135
2008 - 19 v Port Adelaide	15	15	6	7	3	0	1	0	130
2009 - 22 v Adelaide	18	19	4	4	2	0	1	0	128
2009 - 5 v Western Bulldogs	13	12	10	6	0	1	1	2	122
2009 - 21 v Melbourne	9	25	8	4	0	1	1	0	120
2009 - 18 v North Melbourne	17	7	7	6	3	2	2	0	119

ADELAIDE CROWS

FREAKO SAYS:


AFL DREAM TEAM AVERAGE

One of my all-time favourites in Tyson Edwards will hang them up after this week. He's been a great servant for us Dream Teamers, averaging 86 points per match since 2000.

1522
(Ranked 14th)

Adelaide AFL Dream Team Points

Player	Pos	Price	Change	Games	TOG%	Pts Per Min	Ave.	Last 4	7	8	9	10	BE
Vince, Bernie	MID	\$380,900	-\$60,500	8	82%	0.90	89	104	109	99			77
Thompson, Scott	MID	\$373,500	-\$56,700	9	84%	0.86	88	91	121		77	74	128
Edwards, Tyson	MID	\$368,200	-\$56,900	9	84%	0.86	88	77	76	98	58		119
Johncock, Graham	DEF	\$356,900	-\$1,200	4	83%	0.84	84	93	93				72
Reilly, Brent	MID	\$348,200	\$19,900	10	83%	0.84	84	83	98	81	82	71	107
Goodwin, Simon	DEF	\$358,300	-\$35,300	10	86%	0.79	83	92	108	108	85	66	117
Douglas, Richard	FWD	\$349,500	\$60,500	10	80%	0.84	81	108	108	68	126	129	6
van Berlo, Nathan	MID	\$341,400	-\$1,700	7	88%	0.74	80	97	105	80	108	93	54
Knights, Chris	FWD	\$359,200	-\$12,800	3	85%	0.80	80						97
Armstrong, Tony	MID	\$151,800	\$57,300	3	73%	0.88	77	98		123		73	-83
Bock, Nathan	DEF	\$329,400	-\$57,000	8	86%	0.73	76	87	74	117	53	103	90
Burton, Brett	FWD	\$282,500	\$53,100	6	80%	0.76	74	59	59				98
McLeod, Andrew	DEF	\$311,900	-\$25,400	10	85%	0.70	72	76	83	95	77	47	109
Schmidt, Chris	DEF	\$268,900	\$174,400	8	78%	0.76	72	74	67	115	43	72	86
Maric, Ivan	RUC	\$264,800	\$24,400	9	80%	0.72	69	66	80	61	60	61	77
Doughty, Michael	DEF / MID	\$291,400	-\$90,900	10	90%	0.62	68	73	48	103	63	78	77
Mackay, David	MID	\$277,000	-\$43,800	6	82%	0.68	68	66			43	89	75
Jaensch, Matthew	FWD	\$128,500	\$50,700	3	75%	0.74	67	66	38	94			-36
Porplyzia, Jason	FWD	\$272,400	-\$60,500	9	87%	0.61	64	59	58	63	74	41	89
Rutten, Ben	DEF	\$294,400	\$30,600	10	100%	0.53	64	77	61	114	79	55	86
Dangerfield, Patrick	FWD / MID	\$238,100	\$6,100	8	79%	0.66	63	65		61	67	67	44
Walker, Taylor	FWD	\$251,600	\$30,600	7	82%	0.63	62	58		95	57	21	110
Stevens, Scott	DEF / FWD	\$258,900	-\$15,700	6	80%	0.61	60	54	42	82	65	27	101
Tippett, Kurt	FWD / RUC	\$241,700	-\$77,700	10	86%	0.54	57	64	83	39	53	80	48
Davis, Phil	DEF / FWD	\$177,200	\$82,700	7	80%	0.56	55	47	40	52	32	64	36
Cook, Myke	MID	\$206,500	\$8,800	9	74%	0.58	52	47	41	64	35		55
Petrenko, Jared	DEF	\$208,200	\$13,400	10	78%	0.53	50	50	68	72	35	26	95
Griffin, Jonathon	RUC	\$210,900	\$0	2	64%	0.63	50	47				47	58
Gunston, Jack	FWD	\$89,500	\$0	1	60%	0.48	36	36			36		
Young, Will	DEF	\$94,500	\$0	1	83%	0.36	36						
Sloane, Rory	MID	\$175,800	\$0	2	59%	0.49	36	29				29	60
Hentschel, Trent	FWD	\$217,900	-\$26,400	3	59%	0.49	35						100
Henderson, Ricky	FWD / DEF	\$94,500	\$0	1	68%	0.41	33						
Sellar, James	RUC	\$163,600	\$0	1	27%	0.73	24						



Best AFL Fantasy Footy guide around

2010 AFL PROSPECTUS

Available at  Target. and all good book stores



BRISBANE LIONS

FREAKO SAYS:


I wouldn't be looking at trading Tom Rockliff anytime soon. He scored 104 points last week against the Magpies and looks to have cemented his place in the side. He could prove to be a handy back-up come finals time.

AFL DREAM TEAM AVERAGE

1571
(Ranked 8th)

Brisbane Lions AFL Dream Team Points

Player	Pos	Price	Change	Games	TOG%	Pts Per Min	Ave.	Last 4	7	8	9	10	BE
Power, Luke	MID	\$361,700	-\$59,100	9	88%	0.84	92	101	84	79	94	147	29
Rischitelli, Michael	MID	\$326,300	\$16,700	10	79%	0.93	91	79	87	47	86	94	64
Brennan, Jared	FWD / MID	\$348,200	-\$24,800	6	77%	0.95	90	66	66				135
Black, Simon	MID	\$380,100	-\$17,500	9	75%	0.95	88	104	137	84	99	97	88
Brown, Jonathan	FWD	\$307,100	-\$108,700	10	97%	0.73	87	70	52	90	37	99	93
Johnstone, Travis	MID	\$316,500	-\$11,500	8	88%	0.77	84	89	62			115	59
Selwood, Troy	MID	\$214,400	\$0	2	76%	0.83	79						2
Sherman, Justin	MID	\$332,000	-\$46,700	8	88%	0.70	77	82	81	91	90	64	94
McGrath, Ashley	DEF	\$332,800	\$24,000	9	88%	0.71	77	99	88	65	140	104	5
Rich, Daniel	MID	\$334,700	-\$4,400	10	81%	0.77	76	96	87	87	103	108	39
Maguire, Matt	DEF	\$281,800	\$180,100	9	85%	0.71	75	80		95	65	80	66
Drummond, Josh	DEF	\$307,300	-\$26,200	7	80%	0.74	73	26	26				135
Leuenberger, Matthew	RUC	\$283,900	\$81,800	10	70%	0.84	73	73	53	80	73	87	52
Collier, Tom	DEF	\$183,800	\$0	1	80%	0.77	72	72				72	
Clark, Mitch	RUC	\$335,100	-\$79,700	7	73%	0.80	71	77			84	70	96
Stiller, Cheynee	MID	\$291,300	\$5,900	4	76%	0.75	71	78	81	76	78		64
Rockliff, Tom	FWD	\$222,500	\$121,400	7	76%	0.75	71	69	63	42	68	104	-6
Redden, Jack	MID	\$275,600	\$9,700	10	81%	0.69	69	65	52	56	92	61	53
Banfield, Todd	MID	\$256,600	\$162,100	10	81%	0.69	69	67	57	41	101	69	22
Fevola, Brendan	FWD	\$247,700	-\$145,600	10	98%	0.55	67	51	51	18	74	60	51
Staker, Brent	FWD / MID	\$252,900	\$17,800	10	94%	0.58	67	73	48	50	73	120	-4
Hawksley, James	DEF	\$247,200	\$47,700	7	82%	0.66	66	61	70	69	40	66	79
Polkinghorne, James	FWD	\$250,700	\$16,100	8	80%	0.63	62	57	66	93	36	31	120
Raines, Andrew	DEF	\$250,400	\$32,200	8	82%	0.61	61	49		58	40		89
Adcock, Jed	DEF	\$283,200	-\$88,200	5	68%	0.64	54	67	63	48	91		73
Proud, Albert	MID	\$223,800	\$0	2	68%	0.62	52						63
Patfull, Joel	DEF	\$192,200	-\$32,100	9	87%	0.47	50	42		32	32	61	51
Buchanan, Amon	FWD	\$233,200	-\$35,200	5	58%	0.69	49	59		56	47	75	52
Merrett, Daniel	DEF	\$194,400	-\$4,900	5	86%	0.39	42						73
Austin, Matt	DEF / MID	\$170,600	-\$13,200	3	76%	0.35	34	35	44	26			57
Hanley, Pearce	DEF	\$118,600	\$0	1	78%	0.33	32	32	32				
Sheldon, Sam	MID	\$197,000	\$0	1	85%	0.31	31	31				31	



Best AFL Fantasy Footy guide around

2010 AFL PROSPECTUS

Available at Target. and all good book stores



CARLTON

FREAKO SAYS:

AFL DREAM TEAM AVERAGE

Andrew Carrazzo suffered only his second price drop of the year last week after scoring 60 points. Don't take too much notice of his score though, as he played a defensive role in the Blues forward line, which clearly affected his scoring ability.

1697
(Ranked 2nd)

Carlton AFL Dream Team Points

Player	Pos	Price	Change	Games	TOG%	Pts Per Min	Ave.	Last 4	7	8	9	10	BE
Judd, Chris	MID	\$457,500	\$42,900	7	83%	1.14	117	120	98	126	124	130	88
Bower, Paul	DEF	\$313,100	\$0	2	92%	0.98	112						11
Simpson, Kade	MID	\$426,000	\$34,100	10	87%	1.03	110	103	88	121	91	112	115
Scotland, Heath	DEF	\$426,700	\$47,400	10	85%	1.01	105	116	113	107	132	111	76
Murphy, Marc	MID	\$403,400	-\$46,800	10	83%	1.01	103	101	78	88	97	139	65
Gibbs, Bryce	MID	\$415,600	-\$54,400	10	91%	0.93	103	112	87	101	92	166	53
Carrazzo, Andrew	DEF / MID	\$387,600	\$13,500	10	84%	0.94	96	91	99	120	85	60	145
Russell, Jordan	DEF	\$406,100	\$81,600	10	90%	0.85	94	111	152	106	89	95	119
Waite, Jarrad	DEF / FWD	\$334,900	-\$8,700	5	87%	0.79	84	92	91	93			66
Kreuzer, Matthew	RUC	\$348,600	\$18,100	10	70%	0.98	83	87	73	127	69	80	111
Walker, Andrew	MID	\$340,400	\$22,300	6	86%	0.78	80	108				108	94
Betts, Eddie	FWD	\$308,500	\$34,200	10	88%	0.75	80	83	134	63	43	93	95
Houlihan, Ryan	FWD	\$302,300	-\$15,000	8	87%	0.73	78	77	81	72			73
Robinson, Mitch	MID	\$266,900	\$9,000	6	76%	0.79	73	100			94	105	0
Thornton, Bret	DEF	\$296,400	-\$54,000	7	95%	0.61	71	76	67	62	94	80	47
McLean, Brock	MID	\$292,700	-\$75,200	6	65%	0.90	71	91				91	75
Garlett, Jefferey	FWD	\$244,900	\$6,600	7	83%	0.68	69	69	82	38	53	101	29
White, Simon	DEF	\$220,400	\$142,600	6	74%	0.73	66	60	78	68	35		62
Jacobs, Sam	RUC	\$241,200	\$44,600	5	61%	0.84	64	69	83	52	98	43	39
Browne, Steven	DEF	\$257,000	\$0	1	81%	0.66	63	63				63	
Anderson, Joe	DEF	\$217,000	\$23,700	4	81%	0.64	63	66			57	74	31
Johnson, Chris	DEF	\$258,400	-\$4,400	3	57%	0.86	61	61	73	89	22		82
Lucas, Kane	MID	\$212,300	\$98,800	6	61%	0.82	61	46	86	6			67
O'hAilpin, Setanta	DEF / FWD	\$234,000	\$28,900	10	90%	0.56	61	52	53	83	12	60	103
Yarran, Chris	FWD	\$248,000	\$33,400	9	76%	0.63	59	55	71	73	20		92
Armfield, Dennis	DEF	\$265,100	\$45,700	8	85%	0.57	59	72	82	96	38		64
Henderson, Lachie	DEF / FWD	\$219,100	-\$6,900	8	90%	0.51	55	69			91	47	26
Hadley, Richard	MID	\$318,000	\$0	1	80%	0.54	51	51				51	
Warnock, Robert	RUC	\$157,700	\$55,900	5	53%	0.79	51						24
Joseph, Aaron	MID	\$210,700	-\$15,000	10	84%	0.45	46	55	60	54	70	37	50
Jamison, Michael	DEF	\$186,800	\$22,500	10	94%	0.38	43	51	64	30	67	44	29



Best AFL Fantasy Footy guide around

2010 AFL PROSPECTUS

Available at  Target. and all good book stores



COLLINGWOOD

FREAKO SAYS:

Expect Heath Shaw to bounce back this week after his season-low 48 points last round against the Lions. He scored 143 points against the Bulldogs in Round 1 and has averaged 117 points against them from his past four games.

AFL DREAM TEAM AVERAGE

1631
(Ranked 6th)

Collingwood AFL Dream Team Points

Player	Pos	Price	Change	Games	TOG%	Pts Per Min	Ave.	Last 4	7	8	9	10	BE
Swan, Dane	MID	\$475,000	-\$48,500	10	78%	1.19	115	118	123	131	94	125	136
Pendlebury, Scott	MID	\$408,800	-\$45,900	10	75%	1.06	99	100	84	117	81	119	105
Thomas, Dale	FWD	\$383,700	\$47,400	10	80%	1.00	99	103	106	85	76	145	66
Didak, Alan	FWD / MID	\$391,300	-\$60,000	10	77%	0.96	92	98	109	111	79	92	121
Ball, Luke	MID	\$391,800	\$25,300	10	73%	1.03	92	100	113	106	83	97	113
Wellingham, Sharrod	MID	\$356,300	\$70,100	8	76%	0.96	89	63			68	57	141
Shaw, Heath	DEF	\$311,000	-\$54,400	9	93%	0.73	83	74	113	50	84	48	100
Sidebottom, Steele	MID	\$315,100	\$60,500	10	76%	0.86	81	77	95	82	47	84	104
Beams, Dayne	MID	\$337,200	\$3,500	9	77%	0.85	80	77	86	100	90	31	131
Cloke, Travis	FWD	\$331,000	-\$19,100	10	89%	0.73	80	71	57	104	60	64	123
Johnson, Ben	MID	\$328,300	\$34,300	9	75%	0.85	79	81	92	95	80	57	108
Dawes, Chris	FWD	\$259,400	\$25,600	6	86%	0.68	72	60	65	79	33	62	99
Maxwell, Nick	DEF	\$279,100	-\$52,900	10	93%	0.62	71	68	61	66	83	61	65
Lockyer, Tarkyn	FWD	\$351,400	-\$58,400	4	89%	0.63	70						147
Jolly, Darren	RUC	\$299,900	-\$81,600	10	74%	0.73	68	81	86	68	67	103	54
O'Bree, Shane	MID	\$307,000	-\$54,900	6	78%	0.69	66	73	97	88	57	50	122
O'Brien, Harry	DEF	\$241,200	-\$31,800	10	98%	0.54	65	62	58	48	62	80	38
Medhurst, Paul	FWD	\$259,900	-\$29,300	7	83%	0.62	64	76	76				47
Davis, Leon	FWD / MID	\$275,200	-\$160,200	9	81%	0.63	63	63	91	59	38		109
Macaffer, Brent	FWD	\$249,400	\$45,500	8	83%	0.61	63	69	83	57	63	71	52
Toovey, Alan	DEF	\$275,700	\$27,500	10	95%	0.54	63	70	65	89	53	71	82
McCarthy, John	MID	\$202,100	\$0	1	74%	0.66	59						
Fraser, Josh	RUC	\$286,600	-\$99,200	6	59%	0.79	58						75
Anthony, John	FWD	\$260,400	-\$45,500	4	84%	0.50	52	50		44		56	95
Reid, Ben	FWD	\$188,700	\$19,500	7	93%	0.39	45	52	76	35	66	32	43
Wood, Cameron	RUC	\$252,300	-\$67,700	4	54%	0.67	45	45	58	63	24	34	131
Brown, Leigh	DEF / FWD	\$193,000	-\$36,800	4	83%	0.37	39						75
Brown, Nathan J.	DEF	\$145,000	-\$16,600	5	97%	0.28	34	32	44	18	33		57
Prestigiacomo, Simon	DEF	\$129,700	-\$15,300	4	90%	0.25	28	34				34	32



Best AFL Fantasy Footy guide around

2010 AFL PROSPECTUS

Available at Target. and all good book stores



ESSENDON

FREAKO SAYS:

Brent Stanton finished with 131 points against Sydney in Round 15 last season. In his three matches prior to that though, he returned scores of 59, 69 and 61 points. In light of this, I would look for a captain elsewhere this week.

AFL DREAM TEAM AVERAGE

1634
(Ranked 5th)

Essendon AFL Dream Team Points

Player	Pos	Price	Change	Games	TOG%	Pts Per Min	Ave.	Last 4	7	8	9	10	BE
Stanton, Brent	MID	\$406,400	-\$37,200	9	78%	1.14	110	94	102	62	92	118	94
Prismall, Brent	MID	\$403,700	-\$15,900	7	75%	1.09	101	95	108	77	111	85	106
Watson, Jobe	MID	\$409,800	\$9,900	10	78%	1.01	97	105	107	96	104	112	90
Lovett-Murray, Nathan	DEF	\$384,900	\$55,000	6	77%	0.99	95	83	103			63	122
Hille, David	RUC	\$378,200	\$140,900	10	79%	0.91	89	95	57	97	156	71	56
Ryder, Patrick	RUC	\$390,300	\$30,000	10	85%	0.84	89	109	99	102	117	117	58
Jetta, Leroy	FWD	\$243,600	\$38,500	3	78%	0.92	88	88		44	92	127	-37
Winderlich, Jason	MID	\$352,100	-\$61,400	10	77%	0.89	84	95	104	45	112	118	33
Hocking, Heath	MID	\$334,500	\$15,900	10	85%	0.79	83	83	59	117	79	76	95
Monfries, Angus	FWD	\$334,100	\$10,300	8	90%	0.73	81	86	130	86	67	62	121
Reimers, Kyle	FWD	\$306,100	\$28,000	4	82%	0.80	81						100
Houli, Bachar	DEF / MID	\$297,700	\$0	2	80%	0.79	79						64
Dyson, Ricky	MID	\$312,400	\$2,800	6	85%	0.73	77						111
Howlett, Ben	MID	\$233,500	\$155,700	6	72%	0.82	73	75	77	66	93	65	16
Dempsey, Courtenay	DEF	\$282,100	\$16,100	10	85%	0.68	72	67	86	62	62	57	92
Myers, David	DEF	\$238,100	\$49,200	4	72%	0.80	71	78		81	75	77	26
Fletcher, Dustin	DEF	\$299,700	-\$6,800	10	90%	0.63	71	69	85	82	54	53	117
Welsh, Andrew	MID	\$299,600	-\$74,800	6	79%	0.71	70						55
Zaharakis, David	MID	\$260,600	-\$21,500	10	85%	0.66	70	63	74	36	64	76	55
Davey, Alwyn	FWD	\$293,400	\$16,400	7	82%	0.68	69	79	90	72	67	86	66
Pears, Tayte	DEF	\$249,900	\$10,600	7	91%	0.57	64	53			40	66	81
Lonergan, Sam	MID	\$274,800	\$0	6	89%	0.57	63	66	70		81	47	77
Colyer, Travis	MID	\$163,400	\$73,900	4	73%	0.70	63	59		59			13
Hurley, Michael	DEF / FWD	\$256,400	-\$16,900	7	88%	0.55	60	64	58	46	87	66	39
Melksham, Jake	MID	\$216,400	\$94,900	6	70%	0.69	60	67	87	65	49		48
McVeigh, Mark	MID	\$225,700	-\$42,700	7	91%	0.50	56	52	84	22	48	53	68
Gumbleton, Scott	FWD	\$219,000	\$124,500	10	86%	0.53	56	53	64	54	38	55	71
Hooker, Cale	DEF	\$226,400	-\$55,100	8	82%	0.54	55	49	75	22			72
Slattery, Henry	MID	\$229,500	-\$27,500	7	84%	0.51	53	23	23				67
Atkinson, Jarrod	DEF	\$215,100	-\$25,700	5	79%	0.52	51	47	39	57	43	50	68
Neagle, Jay	FWD	\$202,100	\$0	1	72%	0.46	42						
Williams, Mark	FWD	\$220,600	-\$43,700	4	85%	0.37	39						67



Best AFL Fantasy Footy guide around

2010 AFL PROSPECTUS

Available at  Target. and all good book stores



FREMANTLE

FREAKO SAYS:


With Aaron Sandilands averaging 90 per cent game time this season, there is every chance that he'll be rested at some stage this year. Consider bringing in Rhys Stanley in this week as cover in the event that he does.

AFL DREAM TEAM AVERAGE

1566
(Ranked 9th)

Fremantle AFL Dream Team Points

Player	Pos	Price	Change	Games	TOG%	Pts Per Min	Ave.	Last 4	7	8	9	10	BE
Barlow, Michael	MID	\$389,300	\$283,500	9	77%	1.07	104	113	95	146	97		48
Sandilands, Aaron	RUC	\$407,900	-\$11,900	10	91%	0.88	101	99	110	130	67	87	151
Pavlich, Matthew	FWD / MID	\$405,800	\$900	10	94%	0.85	100	102	136	89	72	111	120
Broughton, Greg	DEF	\$362,500	-\$22,700	8	89%	0.81	92	101	85	117			69
Duffield, Paul	DEF	\$364,100	-\$28,600	10	92%	0.79	92	91	59	101	84	118	70
Bradley, Kepler	DEF / RUC	\$302,400	\$19,400	3	76%	0.94	89	89	87		85	96	45
Mundy, David	MID	\$340,700	-\$5,200	10	76%	0.88	85	87	89	50	106	104	45
Palmer, Rhys	MID	\$291,700	\$14,000	5	65%	0.92	75	78	98	71	68	74	76
Fyfe, Nathan	FWD	\$227,700	\$138,200	6	76%	0.77	74	79	63	42	99	113	-42
Hasleby, Paul	MID	\$300,300	-\$58,200	10	71%	0.81	73	71	98	67	70	49	105
Hill, Stephen	MID	\$273,400	\$18,300	10	84%	0.67	72	68	102	76	21	73	110
Crowley, Ryan	MID	\$297,600	\$55,200	10	86%	0.65	71	80	72	98	71	78	73
Ballantyne, Hayden	FWD	\$259,700	\$21,300	10	82%	0.68	70	68	70	50	59	93	42
McPhee, Adam	FWD / DEF	\$296,200	-\$44,600	10	80%	0.66	67	82	84	51	93	99	29
Johnson, Michael	DEF	\$270,900	-\$60,400	8	89%	0.58	66	65	70	59			73
Grover, Antoni	DEF	\$268,200	\$0	2	91%	0.58	66	66			44	87	69
Silvagni, Alex	DEF	\$229,400	\$151,600	8	83%	0.61	64	55		73	37		61
Mayne, Chris	FWD	\$241,900	\$21,100	10	84%	0.60	64	59	73	49	53	59	69
McPharlin, Luke	DEF / FWD	\$238,700	-\$38,100	8	88%	0.57	63	24	30	17			131
Hayden, Roger	DEF	\$237,400	-\$7,000	10	81%	0.61	62	55	47	70	49	53	75
Suban, Nick	DEF	\$216,600	-\$24,300	5	68%	0.67	57	59			29	88	45
Morabito, Anthony	MID	\$217,100	\$71,600	10	68%	0.66	57	54	63	60	48	45	69
Pearce, Clancee	DEF	\$240,800	-\$5,800	3	73%	0.62	57	50				50	100
Headland, Des	FWD	\$272,700	-\$41,900	4	76%	0.56	54						103
Ibbotson, Garrick	MID	\$244,500	-\$69,300	5	72%	0.56	51	64		59	40	93	50
Tarrant, Chris	DEF	\$173,500	-\$51,000	9	98%	0.39	48	41	43	32	31	57	42
Robertson, Dylan	DEF	\$89,500	\$0	2	61%	0.61	48	39	39				-29
DeBoer, Matthew	MID	\$191,900	-\$50,300	7	84%	0.42	45	54	32	46		83	14
van Berlo, Jay	MID	\$177,500	-\$16,900	7	89%	0.38	43	50			40	60	33
Dodd, Steven	DEF	\$267,400	\$0	1	73%	0.23	22						



Best AFL Fantasy Footy guide around

2010 AFL PROSPECTUS

Available at  Target. and all good book stores



GEELONG CATS

FREAKO SAYS:

If you're looking at bringing in Chappy this week, just hold off one more round if you can. His price will definitely drop after this week, unless he can produce a score in excess of 150 points against West Coast.

AFL DREAM TEAM AVERAGE

1800
(Ranked 1st)

Geelong Cats AFL Dream Team Points

Player	Pos	Price	Change	Games	TOG%	Pts Per Min	Ave.	Last 4	7	8	9	10	BE
Ablett, Gary	MID	\$505,300	-\$16,700	9	90%	1.15	128	123	167	96	105	124	149
Chapman, Paul	FWD / MID	\$492,400	-\$2,100	10	87%	1.13	120	120	140	123	107	108	153
Bartel, Jimmy	MID	\$444,900	-\$35,300	10	87%	1.00	108	106	98	132	125	67	140
Selwood, Joel	MID	\$414,200	-\$39,200	10	82%	0.97	98	106	107	110	96	110	103
Corey, Joel	MID	\$433,400	-\$35,200	4	80%	0.95	96						116
Podsiadly, James	FWD	\$327,000	\$249,200	7	85%	0.91	96	102	118		85	103	56
Enright, Corey	DEF	\$402,500	\$8,200	10	89%	0.87	96	101	83	119	124	78	99
Kelly, James	DEF / MID	\$391,300	\$18,400	9	85%	0.90	95	89	83		121	63	108
Johnson, Steve	FWD	\$416,900	-\$20,000	10	87%	0.88	95	104	111	131	79	93	140
Milburn, Darren	DEF	\$395,300	\$40,100	8	84%	0.92	94	104	94	114	109	99	87
Mackie, Andrew	DEF	\$373,700	\$8,600	10	90%	0.76	84	95	93	124	96	67	116
Byrnes, Shannon	FWD	\$336,000	-\$39,100	10	81%	0.83	82	83	62	126	73	71	107
Mooney, Cameron	FWD	\$343,400	\$14,700	9	88%	0.75	81	83	62	119	99	50	108
Stokes, Mathew	FWD	\$320,900	-\$1,100	3	76%	0.88	80	80		70	92	78	70
Ling, Cameron	MID	\$313,100	-\$75,400	10	85%	0.75	79	81	67	58	116	82	36
Varcoe, Travis	FWD	\$282,300	\$6,200	5	80%	0.76	75	73	80	56	83	71	57
Duncan, Mitch	FWD / MID	\$251,300	\$161,800	6	76%	0.77	74	71		71			37
Taylor, Harry	DEF	\$267,700	-\$5,400	10	87%	0.68	73	64	61	51	67	76	57
Hawkins, Tom	FWD	\$313,100	\$16,600	10	79%	0.74	72	88	75	107	68	102	64
Ottens, Brad	RUC	\$252,200	\$13,200	5	65%	0.84	67						77
Hunt, Josh	DEF	\$253,100	\$89,000	10	83%	0.62	64	70	67	51	91	70	28
Hogan, Simon	MID	\$267,600	\$5,300	5	67%	0.75	61	67	71	89		42	69
Wojcinski, David	DEF	\$246,600	-\$11,700	10	78%	0.62	60	58	48	55	66	62	56
Loneragan, Tom	FWD	\$223,000	\$20,400	10	91%	0.50	56	53	28	70	62	51	54
Simpson, Dawson	RUC	\$94,500	\$0	1	45%	0.95	56						
Blake, Mark	RUC	\$226,600	-\$19,000	10	58%	0.67	48	65	70	80	67	43	59
Scarlett, Matthew	DEF	\$222,000	-\$65,200	5	93%	0.42	48	50	40	35	74		57
Djerrkura, Nathan	MID	\$193,300	\$0	1	65%	0.47	40						
Gamble, Ryan	FWD	\$234,300	\$0	1	71%	0.40	38						
Rooke, Max	FWD	\$274,000	\$0	1	74%	0.42	36						
Motlop, Steven	FWD	\$94,500	\$0	1	17%	0.65	13						



Best AFL Fantasy Footy guide around
2010 AFL PROSPECTUS

Available at  Target. and all good book stores



HAWTHORN

FREAKO SAYS:

I'm starting to lose my patience with Buddy. If he's in your side, then you're stuck with him, but if you've earmarked to bring him in, forget it!

AFL DREAM TEAM AVERAGE

1526
(Ranked 11th)

Hawthorn AFL Dream Team Points

Player	Pos	Price	Change	Games	TOG%	Pts Per Min	Ave.	Last 4	7	8	9	10	BE
Hodge, Luke	DEF / MID	\$412,300	\$45,500	10	86%	1.01	108	101	87	104	129	84	95
Mitchell, Sam	MID	\$400,100	-\$49,100	7	87%	0.93	99	101		108	89	107	103
Lewis, Jordan	MID	\$379,800	-\$31,800	10	79%	0.91	89	104	104	101	106	105	73
Franklin, Lance	FWD	\$374,100	\$19,200	7	98%	0.74	89	92		96	97	83	100
Birchall, Grant	DEF	\$327,500	-\$400	10	83%	0.82	85	86	101	76	76	92	77
Sewell, Brad	MID	\$341,800	-\$104,300	6	86%	0.70	75	72	83	73	79	54	122
Rioli, Cyril	FWD	\$292,500	-\$42,400	9	81%	0.73	73	70	67	104	45	62	112
Burgoyne, Shaun	MID	\$307,600	-\$7,000	3	76%	0.78	73	73		71	82	65	83
Roughead, Jarryd	FWD	\$294,800	-\$26,900	10	95%	0.62	73	79	119	63	88	44	88
Ellis, Xavier	DEF	\$274,900	-\$30,700	10	77%	0.76	72	64	70	66	73	46	86
Kayler-Thomson, Jarrod	MID	\$133,400	\$55,600	3	69%	0.83	71						-47
Young, Clinton	MID	\$276,500	\$45,200	7	77%	0.72	70	71	73	67	81	61	65
Guerra, Brent	DEF	\$271,800	-\$41,500	10	77%	0.73	69	63	66	51	75	58	70
Bateman, Chance	MID	\$312,100	-\$64,000	6	77%	0.72	69	42	42				108
Brown, Campbell	DEF	\$263,500	\$15,100	10	90%	0.58	64	67	87	46	91	42	64
Whitecross, Brendan	DEF	\$263,100	-\$48,500	7	80%	0.64	64	65	79	49	79	51	67
Morton, Jarryd	FWD / MID	\$264,900	-\$26,000	5	89%	0.57	64	46	46				83
Moss, Garry	MID	\$268,300	-\$2,400	3	82%	0.63	64						89
Peterson, Carl	FWD	\$233,800	\$139,300	9	70%	0.73	64	66	73	80	49	62	64
Renouf, Brent	RUC	\$238,700	\$26,000	9	75%	0.68	63	59	79	45	37	74	67
Ladson, Rick	DEF / MID	\$221,400	\$36,300	7	80%	0.60	60	46	46				77
Suckling, Matt	DEF	\$189,700	\$31,500	4	74%	0.64	60	45	40	49			53
Murphy, Thomas	DEF	\$226,500	-\$40,400	8	89%	0.54	59	57			58	55	56
Osborne, Michael	FWD / MID	\$256,500	-\$37,600	7	77%	0.62	58	76			87	64	41
Gilham, Stephen	DEF	\$217,700	-\$25,700	10	98%	0.48	58	49	59	30	63	43	57
Schoenmakers, Ryan	DEF	\$205,100	\$23,300	7	82%	0.56	57	21	21				76
Stratton, Benjamin	DEF	\$187,900	\$98,400	8	98%	0.45	55	47	38	46	39	65	36
Hooper, Rhan	FWD	\$208,500	-\$28,800	4	56%	0.75	51	56			57	54	45
Shiels, Liam	MID	\$219,500	-\$31,000	5	82%	0.50	51	26	26				94
Muston, Beau	MID	\$279,300	\$0	2	73%	0.54	51	51	66	35			108
Gibson, Josh	DEF	\$272,600	-\$31,000	3	65%	0.56	45						153
Skipper, Wayde	RUC	\$113,500	\$17,700	3	61%	0.55	41	41		37	41	44	0
Stokes, Cameron	FWD	\$152,500	\$0	1	72%	0.32	28	28		28			



Best AFL Fantasy Footy guide around

2010 AFL PROSPECTUS

Available at  Target. and all good book stores



MELBOURNE

FREAKO SAYS:

AFL DREAM TEAM AVERAGE

If you have about \$350,000 to spend on a defender, then you have to consider Jack Grimes. His form has been down over the past two weeks, but prior to that he was averaging 91 points per match.

1591
(Ranked 7th)

Melbourne AFL Dream Team Points

Player	Pos	Price	Change	Games	TOG%	Pts Per Min	Ave.	Last 4	7	8	9	10	BE
Gysberts, Jordan	MID	\$117,500	\$0	1	70%	1.24	103	103				103	
McDonald, James	MID	\$407,800	\$60,200	10	77%	1.11	102	95	86	123	103	69	133
Green, Brad	MID	\$393,100	\$13,400	10	89%	0.95	101	95	74	90	109	105	80
Jetta, Neville	MID	\$234,100	\$0	2	76%	0.94	87	87			117	56	2
Moloney, Brent	MID	\$328,900	-\$59,700	10	80%	0.89	85	75	66	87	61	86	99
Dunn, Lynden	MID	\$336,700	\$18,000	7	83%	0.85	85	89	89				48
Grimes, Jack	DEF	\$347,600	-\$44,700	10	89%	0.79	84	77	79	112	57	59	144
Bruce, Cameron	MID	\$359,700	-\$49,900	9	88%	0.80	84	76	105	66		56	147
Davey, Aaron	MID	\$323,800	-\$64,100	10	71%	0.98	83	81	83	52	82	108	52
Sylvia, Colin	FWD / MID	\$315,000	-\$103,700	7	87%	0.78	82	67	49	48	107	63	65
McKenzie, Jordie	MID	\$296,300	\$93,600	8	71%	0.95	81	65	84	65	45		111
Bate, Matthew	FWD	\$327,300	-\$20,900	8	85%	0.77	79	85	94	76			75
Bail, Rohan	MID	\$158,600	\$57,100	3	89%	0.73	78						-47
Petterd, Ricky	FWD / MID	\$309,300	-\$4,000	6	85%	0.75	77						93
Trengove, Jack	MID	\$290,500	\$137,000	9	81%	0.77	75	77	91	50	90		77
Scully, Tom	MID	\$312,800	\$155,300	9	80%	0.76	72	88	134	77	53		104
Morton, Cale	MID	\$386,000	\$0	2	78%	0.76	72	72			75	69	144
Frawley, James	DEF	\$284,700	\$42,200	10	93%	0.65	72	72	70	70	77	71	65
Jones, Nathan	MID	\$286,900	-\$45,500	10	80%	0.74	70	65	105	64	43	48	123
Jamar, Mark	RUC	\$267,300	-\$17,400	10	80%	0.72	70	60	58	56	66	61	73
Hughes, Danny	FWD	\$94,500	\$0	2	76%	0.78	69	69	63	74			-66
Macdonald, Joel	DEF	\$281,100	-\$18,700	8	80%	0.70	68	55			51	58	101
Miller, Brad	FWD	\$265,800	-\$9,200	3	88%	0.57	61	69			78	59	62
Bennell, Jamie	MID	\$228,400	\$9,500	10	83%	0.56	55	56	53	55	88	27	56
Rivers, Jared	DEF	\$220,900	-\$5,400	6	84%	0.55	55	53	54	54	54	50	61
Garland, Colin	DEF	\$235,200	\$40,100	8	84%	0.55	55	59	67	72	46	52	78
Bartram, Clint	DEF	\$206,000	-\$61,700	9	80%	0.55	53	47	57	38	41	51	62
Wonaeamirri, Austin	FWD	\$138,700	\$0	2	72%	0.56	49	49			47	51	6
Watts, Jack	FWD	\$156,900	\$11,900	3	85%	0.47	48	48		53	63	27	27
Warnock, Matthew	DEF	\$202,600	\$16,200	9	95%	0.38	44	52	59	71		26	54
Newton, Michael	FWD	\$266,500	\$0	2	74%	0.50	43						113
Strauss, James	MID	\$94,500	\$0	2	68%	0.43	36						-1
Martin, Stefan	DEF	\$198,000	\$0	2	70%	0.41	35						78
Johnson, Paul	RUC	\$302,000	\$0	2	63%	0.44	32	32	28	36			162
Spencer, Jake	RUC	\$187,500	\$0	1	67%	0.11	9						



Best AFL Fantasy Footy guide around

2010 AFL PROSPECTUS

Available at  Target. and all good book stores



NORTH MELBOURNE

FREAKO SAYS:


If you had Ryan Bastinac as cover for Michael Barlow last week, you would have been pleased with his 83 points. He's had the fifth biggest price jump of any player this year, rising by \$166,000.

AFL DREAM TEAM AVERAGE

1523
(Ranked 12th)

Nth. Melbourne AFL Dream Team Points

Player	Pos	Price	Change	Games	TOG%	Pts Per Min	Ave.	Last 4	7	8	9	10	BE
Swallow, Andrew	MID	\$416,100	\$21,400	10	81%	0.97	97	100	98	129	97	77	137
Anthony, Liam	MID	\$380,600	-\$42,100	7	72%	1.07	95	83	83				89
Rawlings, Brady	MID	\$364,200	\$21,000	10	99%	0.74	90	93	100	115	72	86	114
Harvey, Brent	FWD / MID	\$361,400	-\$27,500	10	90%	0.80	88	83	112	88	94	39	137
Wells, Daniel	MID	\$355,200	\$56,900	9	83%	0.84	86	77	75	107	49		109
McIntosh, Hamish	RUC	\$332,800	-\$63,500	8	73%	0.86	78	62	58			66	125
Goldstein, Todd	RUC	\$320,600	\$99,500	10	81%	0.77	77	89	81	119	81	75	84
Petrie, Drew	FWD / RUC	\$381,700	\$0	1	78%	0.73	72	72				72	
Adams, Leigh	MID	\$295,200	\$23,900	7	73%	0.80	71	87	87				62
Edwards, Aaron	FWD	\$280,500	-\$3,400	7	84%	0.69	71	70	53	92	66		52
Firrito, Michael	DEF / MID	\$292,900	-\$21,500	10	96%	0.60	71	75	59	96	57	86	76
Ziebell, Jack	FWD / MID	\$287,500	\$1,900	10	68%	0.83	69	74	68	94	62	71	82
Bastinac, Ryan	MID	\$255,500	\$166,000	10	76%	0.74	69	71	69	69	61	83	47
Grima, Nathan	DEF	\$286,700	-\$6,700	9	95%	0.58	67	82	84	82	72	90	52
Hansen, Lachie	DEF / FWD	\$270,700	\$5,100	10	91%	0.60	67	69	42	89	82	62	58
Greenwood, Levi	DEF / MID	\$243,700	\$23,600	5	77%	0.70	65	69		59	73	76	33
Garlett, Cruize	MID	\$245,200	\$0	2	70%	0.76	65	65	51	79			53
Thomas, Lindsay	FWD	\$265,100	-\$2,900	10	73%	0.72	64	75	69	63	74	95	29
Smith, Josh	FWD	\$241,700	\$0	2	90%	0.57	61	61		47	75		59
McMahon, Scott	DEF	\$250,400	-\$70,400	9	84%	0.59	61	58	51	78	45	59	83
Jones, Corey	FWD	\$300,100	\$0	1	92%	0.52	59						
Urquhart, Gavin	DEF	\$269,400	-\$25,200	5	78%	0.59	57						113
Cunnington, Ben	MID	\$217,800	\$76,300	6	68%	0.69	57	65	76	77	52	53	58
O'Keefe, Nathan	FWD	\$94,500	\$0	2	81%	0.57	57	57			58	55	-42
Warren, Ben	FWD	\$228,200	-\$6,600	7	87%	0.53	56	59	59				70
Thompson, Scott D.	DEF	\$229,700	-\$48,900	10	96%	0.47	55	50	50	58	54	38	80
Pratt, Daniel	DEF	\$278,400	-\$24,500	3	83%	0.53	53	53		59	39	62	107
Harding, Leigh	MID	\$249,100	-\$106,300	6	77%	0.57	53	57		63	50	58	78
Hale, David	FWD	\$208,500	-\$27,400	9	80%	0.54	52	43	74	5		50	101
Wright, Sam	FWD	\$217,900	\$19,100	9	82%	0.52	52	60	81	52	45	61	57
Ross, Ben	MID	\$265,800	\$0	2	71%	0.55	49						101
Campbell, Matt	FWD	\$205,200	-\$18,200	4	76%	0.52	49	37			29	44	80



Best AFL Fantasy Footy guide around

2010 AFL PROSPECTUS

Available at Target. and all good book stores



PORT ADELAIDE

FREAKO SAYS:

Robbie Gray has been a massive disappointment this year. He's missed five games through injury and is sidelined for at least another two with his dodgy hamstring, suggesting that the time is right to give him the flick.

AFL DREAM TEAM AVERAGE

1522
(Ranked 15th)

Port Adelaide AFL Dream Team Points

Player	Pos	Price	Change	Games	TOG%	Pts Per Min	Ave.	Last 4	7	8	9	10	BE
Cornes, Kane	MID	\$394,600	-\$23,800	10	93%	0.86	102	98	110	79	95	108	92
Boak, Travis	MID	\$370,900	-\$26,000	10	77%	0.95	93	99	106	56	130	103	44
Cassisi, Domenic	MID	\$363,000	-\$49,000	10	81%	0.82	84	87	113	79	74	82	115
Pearce, Danyale	MID	\$308,600	-\$28,900	10	84%	0.75	80	69	106	44	69	56	106
Chaplin, Troy	DEF	\$296,800	-\$15,200	9	98%	0.64	80	60	51	57	79	51	92
Broadbent, Matthew	DEF / MID	\$192,200	\$0	1	80%	0.76	78	78				78	
Davenport, Jason	MID	\$307,100	-\$46,200	8	84%	0.72	78	64	39	96	58		75
Carr, Josh	MID	\$274,000	\$9,300	3	74%	0.83	75	95				95	47
Salopek, Steven	MID	\$296,000	-\$77,200	10	79%	0.74	75	66	56	77	72	57	92
Gray, Robbie	FWD	\$325,500	\$4,300	5	79%	0.75	74	67	65	68			110
Westhoff, Justin	FWD	\$283,900	\$300	10	84%	0.68	73	75	103	63	58	75	79
Brogan, Dean	RUC	\$306,700	-\$9,200	8	75%	0.73	70	70	96	55	59		115
Ebert, Brett	FWD	\$266,700	-\$16,700	10	86%	0.64	70	61	95	58	63	28	108
Thomas, Matt	MID	\$264,800	-\$18,200	10	80%	0.67	68	71	70	63	49	102	47
Hartlett, Hamish	MID	\$288,400	\$0	2	60%	0.92	67						81
Rodan, David	MID	\$273,900	-\$31,600	7	73%	0.72	67	64	70	57	75	54	76
Motlop, Daniel	FWD	\$289,500	-\$8,500	3	85%	0.61	66	66	86	61	52		103
Krakouer, Nathan	DEF	\$295,700	-\$2,600	5	73%	0.70	66	61	61				89
Cornes, Chad	DEF / MID	\$285,100	-\$98,200	10	91%	0.56	64	64	85	75	49	47	117
Stewart, Paul	DEF / MID	\$249,500	\$41,100	9	80%	0.62	63	62	72	43	81	53	52
Surjan, Jacob	DEF	\$235,000	-\$16,500	10	88%	0.56	62	58	40	65	56	69	51
Logan, Tom	MID	\$242,300	-\$9,600	8	81%	0.60	62	59	36	58	77	65	39
Nash, Jay	DEF	\$202,100	\$0	2	90%	0.51	58	58			53	63	35
Carlile, Alipate	DEF	\$223,600	-\$1,100	10	94%	0.47	56	51	66	32	69	35	63
Schulz, Jay	FWD	\$196,400	-\$3,100	7	83%	0.53	56	52		38	66		43
Banner, Mitchell	MID	\$129,300	\$34,800	3	71%	0.60	55						11
Tredrea, Warren	FWD	\$255,200	-\$81,000	7	77%	0.56	55	9	9				115
Moore, Andrew	DEF / FWD	\$125,500	\$0	1	73%	0.58	54						
Hitchcock, Cameron	FWD	\$202,000	\$104,200	7	76%	0.55	54	60		74	86	20	45
Trengove, Jackson	DEF / RUC	\$213,200	\$118,700	8	77%	0.52	52	71	70	60	79	73	7
Cloke, Cameron	FWD / RUC	\$279,900	\$0	1	67%	0.56	48						
Harding, Scott	MID	\$202,800	\$0	1	68%	0.53	46						
Salter, Nick	FWD	\$222,900	\$0	1	85%	0.34	37	37				37	
Stewart, Daniel	FWD	\$89,500	\$0	2	82%	0.35	37	40				40	-6
Lobbe, Matthew	FWD / RUC	\$94,500	\$0	2	45%	0.52	28						15



Best AFL Fantasy Footy guide around

2010 AFL PROSPECTUS

Available at Target. and all good book stores



RICHMOND

FREAKO SAYS:

AFL DREAM TEAM AVERAGE

Brett Deledio is still under his starting price from the start of the year. His form since Round 6 has been exceptional, averaging 103 points per game. Don't hesitate in bringing him into your team.

1382
(Ranked 16th)

Richmond AFL Dream Team Points

Player	Pos	Price	Change	Games	TOG%	Pts Per Min	Ave.	Last 4	7	8	9	10	BE
Tuck, Shane	MID	\$404,700	-\$17,600	8	88%	0.94	103	103	103	55	119	136	47
Deledio, Brett	MID	\$398,500	-\$23,700	10	90%	0.85	94	101	91	113	92	108	98
Graham, Angus	RUC	\$281,700	\$30,400	3	66%	1.11	92	92		77	80	118	12
Jackson, Daniel	MID	\$356,900	-\$42,200	7	81%	0.88	87	113	105	121			41
Riewoldt, Jack	FWD	\$355,500	\$28,100	10	97%	0.71	86	92	63	89	128	86	52
Newman, Chris	DEF	\$340,500	-\$9,300	9	86%	0.73	77	83	62	122	54	95	105
Cousins, Ben	MID	\$322,000	-\$30,100	6	74%	0.82	75	80			62	98	81
Cotchin, Trent	MID	\$314,900	\$18,700	9	81%	0.75	75	87	86	90	87	83	65
Connors, Daniel	MID	\$195,300	\$39,300	3	68%	0.90	74						1
Collins, Andrew	MID	\$299,700	-\$29,400	5	75%	0.77	73	75	56			94	74
Foley, Nathan	MID	\$332,100	-\$42,000	4	76%	0.75	71	80		97	62		89
Nahas, Robin	FWD	\$275,200	-\$37,900	8	87%	0.64	69	69	72	51	60	93	53
Thomson, Adam	MID	\$210,900	\$0	2	80%	0.71	68						22
Edwards, Shane	FWD / MID	\$261,600	\$52,400	10	82%	0.66	67	68	90	54	61	65	69
Martin, Dustin	MID	\$238,300	\$88,800	9	77%	0.66	63	61	54	63	57	71	50
Nason, Ben	DEF	\$233,500	\$144,000	10	84%	0.60	63	60	49	70	46	76	52
White, Matt	MID	\$264,000	-\$6,000	6	85%	0.57	61	66	37	98	61	68	68
Tambling, Richard	MID	\$266,800	-\$123,400	8	80%	0.59	59	72	85	63		67	69
Morton, Mitch	FWD	\$278,700	-\$64,900	5	85%	0.55	57						96
Webberley, Jeromey	DEF	\$154,300	\$64,800	4	74%	0.61	57	57	61	52	69	44	2
Moore, Kelvin	DEF	\$227,600	\$8,400	10	91%	0.50	56	65	109	56	33	60	77
Polo, Dean	DEF	\$269,600	-\$18,900	3	89%	0.49	54	37	37				102
Simmonds, Troy	RUC	\$241,100	-\$58,500	6	68%	0.61	51						56
Hislop, Tom	MID	\$217,400	-\$3,800	3	79%	0.52	50						60
McGuane, Luke	DEF	\$210,300	-\$32,000	9	94%	0.43	50	53	62	74	41	33	83
Farmer, Mitch	DEF / MID	\$172,000	\$57,000	8	78%	0.48	46	41		30	33	61	35
Polak, Graham	DEF / FWD	\$158,000	\$8,600	3	65%	0.56	46	46	72	27		38	53
Dea, Matthew	FWD	\$110,800	\$21,300	3	81%	0.41	42						-12
Astbury, David	FWD	\$139,000	\$49,500	6	90%	0.36	41	35	26		35	45	24
Thursfield, Will	DEF	\$166,300	\$42,300	6	89%	0.37	41	49	64	57	25		42
Rance, Alex	DEF	\$180,400	-\$47,200	7	85%	0.38	40	38	40	34	39		62
King, Jake	DEF	\$220,100	-\$22,600	3	86%	0.38	40	45			32	58	74
Vickery, Tyrone	RUC	\$164,600	-\$32,600	9	64%	0.49	38	36	47	23	38		62
Post, Jayden	DEF	\$194,800	-\$19,200	3	86%	0.33	34						80
Taylor, Troy	FWD	\$89,500	\$0	2	76%	0.33	32						4
Roberts, Relton	FWD	\$77,800	\$0	2	64%	0.36	28						2
Griffiths, Benjamin	FWD	\$89,500	\$0	1	39%	0.38	19	19				19	



Best AFL Fantasy Footy guide around

2010 AFL PROSPECTUS

Available at Target. and all good book stores



ST KILDA

FREAKO SAYS:


AFL DREAM TEAM AVERAGE

Lenny Hayes has averaged 121 points over the past month – ranked No.1 in the competition. Brendon Goddard and Leigh Montagna aren't too far behind, averaging 114 points apiece – ranked equal ninth in this period.

1671
(Ranked 4th)

St. Kilda AFL Dream Team Points

Player	Pos	Price	Change	Games	TOG%	Pts Per Min	Ave.	Last 4	7	8	9	10	BE
Montagna, Leigh	MID	\$457,300	-\$51,800	10	85%	1.10	113	114	75	137	94	151	97
Goddard, Brendon	DEF / MID	\$438,900	-\$16,800	10	89%	1.00	109	114	110	101	124	122	82
Hayes, Lenny	MID	\$468,300	-\$10,200	10	76%	1.17	108	121	106	122	140	116	94
Dal Santo, Nick	MID	\$400,000	-\$57,200	10	85%	0.99	102	96	47	118	98	121	80
Gilbert, Sam	DEF	\$391,900	\$400	10	96%	0.86	100	98	85	108	89	111	93
Riewoldt, Nick	FWD	\$445,000	-\$23,100	3	75%	0.99	92						166
Fisher, Sam	DEF	\$343,500	-\$29,800	8	94%	0.77	87	86	37	100	88	117	52
Jones, Clinton	MID	\$331,800	\$8,100	10	86%	0.81	85	76	62	74	87	82	79
Ray, Farren	MID	\$344,800	-\$48,700	9	86%	0.79	82	92	119	75	84	91	83
Gram, Jason	DEF / MID	\$365,800	-\$37,800	6	79%	0.81	79	52	88	15			170
Baker, Steven	DEF	\$284,400	\$21,400	10	95%	0.66	75	70	57	64	47	110	56
Blake, Jason	DEF	\$293,700	-\$26,900	10	94%	0.65	75	64	48	100	55	52	112
Schneider, Adam	FWD	\$311,000	-\$37,000	10	81%	0.76	74	75	61	77	86	77	69
Peake, Brett	MID	\$293,400	\$14,900	7	79%	0.73	71	80			82	77	60
Armitage, David	MID	\$294,500	-\$26,600	7	67%	0.86	69	51		51			104
Milne, Stephen	FWD	\$258,100	-\$68,400	10	89%	0.64	69	62	51	41	90	65	38
Gwilt, James	DEF / FWD	\$244,900	-\$4,700	10	93%	0.60	68	54	49	48	66	53	64
McQualter, Andrew	FWD	\$263,000	-\$20,900	10	75%	0.75	68	64	59	55	49	93	55
Geary, Jarryn	DEF	\$271,800	-\$43,700	8	81%	0.65	64	61	64	58			81
Clarke, Raphael	DEF	\$263,000	\$12,900	6	83%	0.64	63	73	56		93	71	33
Gardiner, Michael	RUC	\$258,300	-\$21,600	9	60%	0.82	59	68	55	97	54	65	74
Steven, Jack	MID	\$200,400	\$0	2	74%	0.65	56	52	52				39
Koschitzke, Justin	FWD	\$251,300	-\$55,000	7	86%	0.53	55	56	40	76	68	40	80
McEvoy, Ben	RUC	\$203,700	\$9,600	5	59%	0.68	50	62		51	73	62	17
Eddy, Robert	MID	\$230,800	\$0	2	69%	0.51	43	24				24	87
King, Steven	RUC	\$190,500	-\$45,100	6	46%	0.76	43	30	30				59
Dawson, Zac	DEF	\$167,500	-\$58,400	10	91%	0.37	41	42	54	54	10	49	66
Stanley, Rhys	RUC	\$94,500	\$0	2	67%	0.47	39	39			44	33	-6
Heyne, Nick	FWD	\$94,500	\$0	2	56%	0.55	38	38		40	35		-4
Pattison, Adam	RUC	\$238,800	\$0	1	83%	0.21	21						



Best AFL Fantasy Footy guide around

2010 AFL PROSPECTUS

Available at  Target. and all good book stores



SYDNEY SWANS

FREAKO SAYS:


After pumping the Swans up at the start of the year, they've really let me down. Over the past month they've ranked 16th for kicks, 14th for handballs and 16th for goals. Look elsewhere for players.

AFL DREAM TEAM AVERAGE

1547
(Ranked 10th)

Sydney Swans AFL Dream Team Points

Player	Pos	Price	Change	Games	TOG%	Pts Per Min	Ave.	Last 4	7	8	9	10	BE
O'Keefe, Ryan	FWD / MID	\$337,100	-\$88,300	10	87%	0.86	92	70	71	73	76	60	116
Goodes, Adam	FWD / MID	\$369,100	-\$65,700	10	96%	0.77	91	89	63	103	102	87	87
Malceski, Nick	DEF	\$341,000	\$98,200	10	85%	0.85	89	86	90	61	119	72	64
McGlynn, Ben	MID	\$400,700	\$27,200	4	87%	0.82	88						110
McVeigh, Jarrad	MID	\$343,500	-\$11,700	10	90%	0.78	86	85	66	100	79	94	84
Jack, Kieren	MID	\$340,200	\$67,800	10	84%	0.83	86	87	92	59	97	100	57
Bolton, Jude	MID	\$333,200	-\$81,000	10	83%	0.81	83	76	63	85	82	73	94
Hannebery, Daniel	MID	\$299,700	\$97,600	8	75%	0.90	82	98		53	115	126	-17
Shaw, Rhyce	DEF	\$342,400	-\$36,100	10	86%	0.76	80	85	84	101	70	83	103
Grundy, Heath	DEF / FWD	\$289,200	\$1,800	10	96%	0.67	79	63	71	54	59	66	91
Kennedy, Josh P.	MID	\$305,000	-\$10,500	10	75%	0.83	76	76	78	85	69	70	89
Mumford, Shane	RUC	\$287,100	\$44,200	8	63%	0.95	74	104	94			113	8
Kirk, Brett	MID	\$288,800	-\$96,100	10	81%	0.72	72	68	69	69	74	60	82
Kennelly, Tadhg	DEF	\$254,700	\$50,000	9	79%	0.70	68	44	75	58	0		132
Bradshaw, Daniel	FWD	\$296,200	-\$13,900	8	87%	0.63	67	30	15		44		162
Playfair, Henry	FWD	\$144,000	\$42,200	3	88%	0.61	65	65		62	69	64	-25
Moore, Jarred	FWD	\$249,400	\$17,100	7	80%	0.62	62	21	21				94
Mattner, Martin	DEF	\$262,200	-\$55,000	10	88%	0.56	61	65	38	90	67	63	66
Heath, Campbell	DEF	\$94,500	\$0	2	72%	0.68	60	60			71	48	-48
Seaby, Mark	RUC	\$219,700	-\$7,000	6	52%	0.92	59						107
Roberts-Thomson, Lewis	DEF	\$220,300	-\$64,700	9	93%	0.50	56	43		23	58	47	60
Jetta, Lewis	MID	\$204,000	\$98,500	10	72%	0.63	56	53	65	41	55	52	45
Rohan, Gary	FWD / MID	\$180,500	\$43,000	4	79%	0.56	54	54	40	52	78	45	12
Richards, Ted	DEF	\$261,600	-\$35,300	4	83%	0.50	52	41	50	32			113
Smith, Nick	MID	\$198,900	-\$34,800	6	84%	0.48	49	49	50	35	48	61	40
Barlow, Ed	MID	\$284,400	\$0	1	79%	0.46	46	46	46				
Pyke, Mike	RUC	\$151,300	\$22,800	4	57%	0.66	46	46	47	27	56	53	4
Bevan, Paul	DEF	\$270,100	\$0	2	100%	0.36	43	43		51	35		116
Bolton, Craig	DEF	\$207,000	-\$65,900	5	76%	0.43	40						98
White, Jesse	RUC	\$163,100	-\$52,000	9	83%	0.39	40	36	42	29		36	57
O'Dwyer, Matthew	MID	\$212,000	\$0	1	71%	0.40	34	34				34	



Best AFL Fantasy Footy guide around

2010 AFL PROSPECTUS

Available at Target. and all good book stores



WEST COAST EAGLES

FREAKO SAYS:

You should really look at upgrading Nick Naitanui this week. The word out west is that he's in desperate need of a rest, which is clearly evident with recent scores of 56, 55 and 52 points. If you haven't got Dean Cox, make him your priority this week.

AFL DREAM TEAM AVERAGE

1522
(Ranked 13th)

West Coast AFL Dream Team Points

Player	Pos	Price	Change	Games	TOG%	Pts Per Min	Ave.	Last 4	7	8	9	10	BE
Selwood, Adam	MID	\$397,200	\$10,700	10	82%	0.97	100	98	64	116	123	89	85
Priddis, Matt	MID	\$421,500	-\$500	10	88%	0.90	99	103	90	154	81	87	147
Embley, Andrew	MID	\$350,100	-\$32,800	8	85%	0.85	91	88			75	100	87
Ebert, Brad	MID	\$343,500	\$26,600	10	82%	0.85	87	79	83	107	79	45	133
Cox, Dean	RUC	\$380,800	-\$90,700	10	72%	0.93	84	93	108	96	90	78	117
Waters, Beau	DEF	\$317,400	\$164,600	10	82%	0.81	82	86	66	103	64	109	64
Butler, Sam	MID	\$278,100	\$13,900	4	84%	0.76	80	75			73	77	58
Rosa, Matt	MID	\$304,400	-\$42,100	8	84%	0.76	79	74	37	90	83	87	57
Kennedy, Josh J.	FWD	\$311,300	-\$12,200	10	90%	0.68	76	81	112	80	56	74	103
Stevenson, Lewis	MID	\$147,800	\$53,300	3	78%	0.77	73	82	79	85			-54
Hansen, Ashley	FWD	\$251,400	\$0	2	86%	0.66	71						47
McKinley, Ben	FWD	\$293,900	\$32,800	5	87%	0.64	69	79	75	78	116	48	56
Lynch, Quinten	FWD	\$309,800	-\$76,300	6	94%	0.59	69	70	84	71	73	53	105
Wilkes, Beau	DEF	\$200,400	\$0	2	85%	0.67	69	69			78	60	12
LeCras, Mark	FWD	\$293,400	-\$36,600	9	88%	0.63	68	76	81	94	41	89	89
Hurn, Shannon	DEF	\$280,000	-\$32,400	8	89%	0.61	68	69	69	82	63	62	84
Dalziell, Bradd	MID	\$306,400	-\$25,800	4	78%	0.69	67	70	70				93
Naitanui, Nick	RUC	\$250,900	\$18,500	10	72%	0.73	66	61	81	52	55	56	76
Shuey, Luke	MID	\$140,100	\$45,600	3	75%	0.68	65						-5
Swift, Tom	MID	\$282,900	-\$18,500	8	64%	0.81	64	71	75	66	74	67	70
Jones, Brett	DEF	\$237,600	\$35,000	6	86%	0.55	60						74
Kerr, Daniel	MID	\$257,000	-\$14,600	4	77%	0.60	59						94
Masten, Chris	MID	\$260,600	-\$33,300	6	68%	0.68	58						110
Sheppard, Bradley	DEF	\$186,500	\$53,000	4	73%	0.65	58	58	35	65	73	58	8
Mackenzie, Eric	DEF	\$225,600	\$27,600	7	92%	0.49	56	54	62	64	47	43	79
McGinnity, Patrick	MID	\$210,100	-\$19,800	9	80%	0.54	55	48	26	86	32	46	79
Selwood, Scott	DEF	\$205,800	-\$45,600	8	82%	0.53	54	37		35	39	38	77
Brown, Mitchell	DEF	\$236,700	-\$11,900	5	89%	0.47	53						97
Hams, Ashton	DEF	\$169,400	\$91,600	6	79%	0.53	53	44	39	47	45		35
Schofield, Will	DEF	\$192,000	\$38,200	8	89%	0.45	50	51	37	62	51	53	39
Nicoski, Mark	DEF	\$199,000	-\$17,700	5	69%	0.57	49	51	57	41		55	53
Spangher, Matt	DEF	\$219,400	-\$19,100	4	86%	0.44	48						57
Glass, Darren	DEF	\$173,600	-\$15,900	8	93%	0.35	41	54	46	61			23



Best AFL Fantasy Footy guide around

2010 AFL PROSPECTUS

Available at Target. and all good book stores



WESTERN BULLDOGS

FREAKO SAYS:


Despite the Doggies poor on field form, they've still been great for Dream Team. The man at the forefront has been Brian Lake, who has averaged 123 points from his past four matches, which is equal to the Cats Gary Ablett.

AFL DREAM TEAM AVERAGE

1695
(Ranked 3rd)

W. Bulldogs AFL Dream Team Points

Player	Pos	Price	Change	Games	TOG%	Pts Per Min	Ave.	Last 4	7	8	9	10	BE
Boyd, Matthew	MID	\$416,300	-\$40,100	8	91%	0.96	106	92	86	100	108	75	128
Griffen, Ryan	MID	\$419,600	\$47,300	9	81%	1.05	101	103	115		107	88	119
Lake, Brian	DEF	\$445,000	\$88,100	10	95%	0.89	101	123	84	110	192	105	36
Cooney, Adam	MID	\$400,500	\$3,700	10	84%	0.97	99	97	63	88	147	91	61
Cross, Daniel	MID	\$410,800	-\$10,100	10	89%	0.93	99	101	100	128	92	85	130
Giansiracusa, Daniel	FWD	\$382,800	\$4,300	10	82%	0.94	93	84	142	56	79	60	147
Gilbee, Lindsay	DEF / MID	\$352,400	-\$8,500	10	86%	0.88	91	70	55	68	89	67	107
Higgins, Shaun	FWD / MID	\$361,500	-\$27,500	9	77%	0.98	91	86	109	76		74	120
Eagleton, Nathan	MID	\$336,400	-\$16,500	5	77%	0.91	83	88		68	107		76
Harbrow, Jarrod	DEF	\$315,700	-\$16,700	10	88%	0.77	81	71	68	45	95	76	65
Hahn, Mitch	FWD	\$331,400	\$22,200	10	88%	0.75	79	78	53	87	115	56	77
Grant, Jarrad	FWD	\$253,000	\$156,300	6	78%	0.84	77	78	70	83	82	76	31
Murphy, Robert	FWD	\$299,300	-\$51,500	8	80%	0.78	74	61	65	56			103
Moles, Brodie	MID	\$173,600	\$89,800	4	74%	0.82	74						-21
Hall, Barry	FWD	\$312,000	\$30,800	10	90%	0.68	74	81	42	130	56	96	81
Hill, Josh	FWD	\$302,300	-\$31,200	8	85%	0.71	73	77	95	52	102	59	65
Hudson, Ben	RUC	\$296,600	\$23,100	10	71%	0.83	71	88	92	77	64	118	40
Johnson, Brad	FWD	\$392,800	-\$38,600	3	77%	0.76	70						142
Akermanis, Jason	FWD	\$305,100	-\$108,100	9	74%	0.78	69	67	82	83	61	42	125
Hargrave, Ryan	DEF	\$306,200	-\$103,300	9	77%	0.71	66	74	51	58	129	57	43
Everitt, Andrejs	DEF	\$259,500	\$22,200	7	80%	0.68	65	79	79				38
Minson, Will	RUC	\$249,900	-\$46,100	7	74%	0.66	60	61		57	66	61	60
Picken, Liam	MID	\$231,800	-\$16,500	5	85%	0.52	54	74			72	76	25
Roughead, Jordan	RUC	\$94,500	\$0	2	61%	0.75	52						-32
Stack, Brennan	FWD	\$203,500	\$14,600	4	74%	0.56	50	50	35	70	64	29	59
Morris, Dale	DEF	\$211,700	-\$15,400	9	97%	0.42	49	52	45	60	72	31	55
Addison, Dylan	MID	\$192,500	-\$16,900	8	75%	0.53	48	41	12	54	63	34	47
Williams, Tom	DEF	\$185,500	\$5,700	10	75%	0.53	47	40	32	47	44	38	57



Best AFL Fantasy Footy guide around

2010 AFL PROSPECTUS

Available at Target. and all good book stores

