



## CHAMPION/DATA/ISSUE 8

Hi and welcome to the eighth edition of the Fantasy Freako's rave for 2010. I don't know about anyone else, but I'm getting pretty sick and tired of seeing player's get ruled out with general soreness. Already this year we have seen Dustin Martin, Mitch Duncan and now James Podsiadly all miss games. Thankfully the IPod is back for this week's blockbuster against the Magpies. Good luck to all coaches this week.

## CASH COWS

With most cash cows reaching their peak, you may want to consider trading them out this week to make some money and in turn strengthen your squad. Players like Alex Silvagni, Lewis Jetta, Scott Gumbleton and Ryan Bastinac have done their jobs and aren't going to rise too much more in price.

One player that was initially picked as cash cow has now turned into a keeper. Michael Barlow has been a revelation this year, averaging an amazing 105 points per match in his debut season. His price has sky rocketed by \$260,600 which is the biggest jump by player in the competition. He's got an approximate break even score of 25 points this week, which should see his price rise even further after this round. Considering he's outperforming the likes of Joel Selwood, Lenny Hayes and Marc Murphy, why would you trade him out anyway? If any of the below players are sitting on your bench, offload them this week, but use your profits wisely.

Player	Club	Pos	Price	Change	Games	Ave.	BE
Mitch Duncan	GEE	FWD / MID	\$251,300	\$161,800	6	74	31
Matt Maguire	BRIS	DEF	\$262,100	\$160,400	7	75	41
Alex Silvagni	FRE	DEF	\$229,700	\$151,900	7	68	33
Ryan Bastinac	NM	MID	\$238,400	\$148,900	8	68	35
Todd Banfield	BRIS	MID	\$241,700	\$147,200	8	65	77
Scott Gumbleton	ESS	FWD	\$235,100	\$140,600	8	58	52
Ben Nason	RICH	DEF	\$227,900	\$138,400	8	63	46
Jack Trengove	MEL	MID	\$283,700	\$130,200	8	74	65
Kane Lucas	CAR	MID	\$212,300	\$98,800	6	61	62
Lewis Jetta	SYD	MID	\$203,800	\$98,300	8	56	42

To make your decisions easier, below is a list of players that haven't yet changed in price or haven't changed much at all. Jeromey Webberley looks to be the pick of the bunch in defence, while Tony Armstrong really stands out in the midfield. With the Crows long injury list and the fact that they've suspended three players from playing this week, he's guaranteed a game and should hopefully hold his place in the side. He dominated last week against the Kangaroos, picking up 25 disposals, 13 marks, four tackles and 123 points. If you're looking at trading down in your forward line, you can't go past No.1 draft pick Jack Watts. He played his first game of the season last week and had an impact scoring 53 points.

Player	Club	Pos	Price	Change	Games	Ave.	BE
Dylan Robertson	FRE	DEF	\$89,500	\$0	2	48	-31
Jeromey Webberley	RICH	DEF	\$89,500	\$0	2	57	-48
Nick Heyne	STK	FWD	\$94,500	\$0	1	40	
Tony Armstrong	AC	MID	\$94,500	\$0	2	80	-90
Danny Hughes	MEL	FWD	\$94,500	\$0	2	69	-68
Wayde Skipper	HAW	RUC	\$95,800	\$0	1	37	
Henry Playfair	SYD	FWD	\$101,800	\$0	1	62	
David Astbury	RICH	FWD	\$126,600	\$37,100	4	42	-1
Matthew Jaensch	AC	FWD	\$128,500	\$50,700	3	67	-39
Bradley Sheppard	WCE	DEF	\$133,500	\$0	2	50	-3
Gary Rohan	SYD	FWD / MID	\$137,500	\$0	2	46	8
Jack Watts	MEL	FWD	\$145,000	\$0	1	53	
Lewis Stevenson	WCE	MID	\$147,800	\$53,300	3	73	-57
Nathan Fyfe	FRE	FWD	\$156,700	\$67,200	4	58	9
Travis Colyer	ESS	MID	\$163,400	\$73,900	4	63	9

# ADELAIDE CROWS

## FREAKO SAYS:


*With Adelaide ranked 15th for goals this season, I would stay well clear of their forwards.*

## AFL DREAM TEAM AVERAGE

**1550**  
**(Ranked 10th)**

## Adelaide AFL Dream Team Points

Player	Pos	Price	Change	Games	TOG%	Pts Per Min	Ave.	Last 4	5	6	7	8	BE
Thompson, Scott	MID	\$386,700	-\$43,500	7	85%	0.90	92	99	108	68	121		91
Edwards, Tyson	MID	\$389,400	-\$35,700	8	83%	0.92	92	96	97	112	76	98	108
Vince, Bernie	MID	\$380,900	-\$60,500	8	82%	0.90	89	94	94	72	109	99	68
Reilly, Brent	MID	\$367,300	\$39,000	8	84%	0.85	86	96	95	110	98	81	87
Goodwin, Simon	DEF	\$350,000	-\$43,600	8	86%	0.82	84	90	82	61	108	108	38
Johncock, Graham	DEF	\$356,900	-\$1,200	4	83%	0.84	84	92	81	102	93		64
Knights, Chris	FWD	\$359,200	-\$12,800	3	85%	0.80	80	66	66				89
Armstrong, Tony	MID	\$94,500	\$0	2	72%	0.91	80	123				123	-90
Schmidt, Chris	DEF	\$239,500	\$145,000	6	79%	0.82	77	80	67	71	67	115	-8
Bock, Nathan	DEF	\$314,500	-\$71,900	6	85%	0.73	76	81		52	74	117	37
McLeod, Andrew	DEF	\$312,300	-\$25,000	8	85%	0.73	75	82	65	83	83	95	48
Burton, Brett	FWD	\$282,500	\$53,100	6	80%	0.76	74	65	82	54	59		92
van Berlo, Nathan	MID	\$307,700	-\$35,400	5	86%	0.69	71	72	51	51	105	80	38
Maric, Ivan	RUC	\$275,200	\$34,800	7	81%	0.73	71	70	65	74	80	61	59
Walker, Taylor	FWD	\$250,400	\$29,400	5	82%	0.73	71	95				95	25
Douglas, Richard	FWD	\$290,300	\$1,300	8	80%	0.72	69	74	54	65	108	68	34
Mackay, David	MID	\$306,400	-\$14,400	4	84%	0.68	68						82
Doughty, Michael	DEF / MID	\$277,500	-\$104,800	8	89%	0.62	67	68	72	47	48	103	50
Stevens, Scott	DEF / FWD	\$275,500	\$900	4	75%	0.73	67	74		98	42	82	76
Jaensch, Matthew	FWD	\$128,500	\$50,700	3	75%	0.74	67	67		68	38	94	-39
Porplyzia, Jason	FWD	\$295,200	-\$37,700	7	87%	0.64	66	74	77	97	58	63	93
Rutten, Ben	DEF	\$260,600	-\$3,200	8	100%	0.53	63	75	63	63	61	114	14
Dangerfield, Patrick	FWD / MID	\$227,400	-\$4,600	6	78%	0.66	61	56	51			61	53
Davis, Phil	DEF / FWD	\$172,000	\$77,500	5	85%	0.57	58	55	71	56	40	52	33
Petrenko, Jared	DEF	\$214,800	\$20,000	8	80%	0.57	55	56	36	49	68	72	16
Tippett, Kurt	FWD / RUC	\$251,500	-\$67,900	8	86%	0.53	54	64	68	64	83	39	60
Cook, Myke	MID	\$213,500	\$15,800	8	74%	0.60	54	58	83	44	41	64	50
Griffin, Jonathon	RUC	\$210,900	\$0	1	71%	0.60	53						
Sloane, Rory	MID	\$175,800	\$0	1	38%	0.88	42						
Young, Will	DEF	\$94,500	\$0	1	83%	0.36	36						
Hentschel, Trent	FWD	\$217,900	-\$26,400	3	59%	0.49	35						95
Henderson, Ricky	FWD / DEF	\$94,500	\$0	1	68%	0.41	33	33	33				
Sellar, James	RUC	\$163,600	\$0	1	27%	0.73	24						



**Best AFL Fantasy Footy guide around**

# 2010 AFL PROSPECTUS

Available at  **Target.** and all good book stores



# BRISBANE LIONS

## FREAKO SAYS:

*I would look at having a trade up my sleeve for Jonathan Brown. The mail is that he's in Adelaide this week seeing a specialist about his groin problems. That cannot be a good sign.*

## AFL DREAM TEAM AVERAGE

**1532**  
(Ranked 13th)

## Brisbane Lions AFL Dream Team Points

Player	Pos	Price	Change	Games	TOG%	Pts Per Min	Ave.	Last 4	5	6	7	8	BE
Rischitelli, Michael	MID	\$369,800	\$60,200	7	79%	0.98	97	91	89	97	91	87	90
Brown, Jonathan	FWD	\$342,800	-\$73,000	7	97%	0.77	92	68	87	38	96	52	101
Brennan, Jared	FWD / MID	\$348,200	-\$24,800	6	77%	0.95	90	76	108	69	59	66	127
Power, Luke	MID	\$361,600	-\$59,200	6	88%	0.78	85	78	110		40	84	138
Black, Simon	MID	\$359,600	-\$38,000	6	72%	0.95	85	105		107	70	137	54
Johnstone, Travis	MID	\$324,800	-\$3,200	7	87%	0.73	79	77	92	107	45	62	128
Selwood, Troy	MID	\$214,400	\$0	2	76%	0.83	79	79	73		85		-3
Fevola, Brendan	FWD	\$327,100	-\$66,200	7	99%	0.61	74	76	84	90	77	51	109
Sherman, Justin	MID	\$332,100	-\$46,600	5	89%	0.67	74	75	69			81	91
Drummond, Josh	DEF	\$307,300	-\$26,200	7	80%	0.74	73	64	67	93	69	26	128
Hawksley, James	DEF	\$244,700	\$45,200	4	88%	0.65	72	74	71	81		70	26
Maguire, Matt	DEF	\$239,300	\$137,600	6	81%	0.72	72	63	41	94	54		25
Rockliff, Tom	FWD	\$181,000	\$79,900	4	78%	0.72	70	64	78	52		63	16
Leuenberger, Matthew	RUC	\$281,100	\$79,000	7	71%	0.79	70	71	89	96	47	53	104
Clark, Mitch	RUC	\$341,900	-\$72,900	5	72%	0.77	69	85		82	87		79
Redden, Jack	MID	\$282,000	\$16,100	7	82%	0.68	69	66	57	64	92	52	60
Banfield, Todd	MID	\$238,300	\$143,800	7	82%	0.67	68	68	70	56	90	57	26
Polkinghorne, James	FWD	\$255,800	\$21,200	5	85%	0.63	67	64	54	73	63	66	56
Rich, Daniel	MID	\$281,300	-\$57,800	7	80%	0.67	66	64	51	53	65	87	52
Stiller, Cheynee	MID	\$285,400	\$0	2	76%	0.69	66	81				81	76
Raines, Andrew	DEF	\$260,900	\$42,700	6	84%	0.63	65	72	80	65	70		54
McGrath, Ashley	DEF	\$272,400	-\$36,400	6	90%	0.57	64	66		56	53	88	56
Staker, Brent	FWD / MID	\$237,900	\$2,800	7	94%	0.52	61	53	62	53	50	48	74
Patfull, Joel	DEF	\$240,100	\$15,800	6	84%	0.53	55	57	53	89	30		55
Proud, Albert	MID	\$223,800	\$0	2	68%	0.62	52	52	71	33			58
Adcock, Jed	DEF	\$320,100	-\$51,300	3	56%	0.63	44	63				63	130
Merrett, Daniel	DEF	\$194,400	-\$4,900	5	86%	0.39	42	36	56	16			69
Austin, Matt	DEF / MID	\$183,800	\$0	2	80%	0.37	38	38			31	44	58
Buchanan, Amon	FWD	\$268,400	\$0	2	44%	0.61	34	54			54		128
Hanley, Pearce	DEF	\$118,600	\$0	1	78%	0.33	32	32				32	



Best AFL Fantasy Footy guide around

# 2010 AFL PROSPECTUS

Available at  Target. and all good book stores



# CARLTON

## FREAKO SAYS:


## AFL DREAM TEAM AVERAGE

*Kane Lucas injured his hamstring early in last week's match against the Power and only lasted 17 minutes. I would offload him this week and make the most of his \$98,800 price rise.*

**1688**  
**(Ranked 2nd)**

### Carlton AFL Dream Team Points

Player	Pos	Price	Change	Games	TOG%	Pts Per Min	Ave.	Last 4	5	6	7	8	BE
Judd, Chris	MID	\$431,800	\$17,200	5	84%	1.09	113	111	108	110	98	126	89
Bower, Paul	DEF	\$313,100	\$0	2	92%	0.98	112	105		105			4
Simpson, Kade	MID	\$433,500	\$41,600	8	86%	1.05	112	103	91	111	88	121	105
Carrazzo, Andrew	DEF / MID	\$399,000	\$24,900	8	82%	1.01	102	105	104	95	99	120	70
Scotland, Heath	DEF	\$392,200	\$12,900	8	85%	0.97	101	103	108	83	113	107	64
Murphy, Marc	MID	\$409,300	-\$40,900	8	82%	0.98	99	91	89	110	78	88	131
Gibbs, Bryce	MID	\$400,600	-\$69,400	8	90%	0.87	96	99	105	103	87	101	102
Russell, Jordan	DEF	\$396,200	\$71,700	8	90%	0.86	94	115	103	97	152	106	29
Kreuzer, Matthew	RUC	\$336,000	\$5,500	8	68%	1.02	85	89	75	81	73	127	44
Waite, Jarrad	DEF / FWD	\$334,900	-\$8,700	5	87%	0.79	84	92			91	93	59
Betts, Eddie	FWD	\$326,600	\$52,300	8	87%	0.77	83	84	88	52	134	63	40
Johnson, Chris	DEF	\$262,800	\$0	2	75%	0.86	81	81			73	89	29
Houlihan, Ryan	FWD	\$302,300	-\$15,000	8	87%	0.73	78	71	73	58	81	72	66
Walker, Andrew	MID	\$322,500	\$4,400	5	86%	0.72	75	52	52				48
White, Simon	DEF	\$212,400	\$134,600	5	84%	0.70	72	72	58	84	78	68	8
O'hAilpin, Setanta	DEF / FWD	\$261,600	\$56,500	8	89%	0.62	67	73	53	103	53	83	54
McLean, Brock	MID	\$293,700	-\$74,200	5	66%	0.82	67	64	75	53			85
Garlett, Jefferey	FWD	\$245,200	\$6,900	5	81%	0.65	65	62	93	36	82	38	58
Thornton, Bret	DEF	\$287,600	-\$62,800	5	94%	0.56	65	65			67	62	80
Yarran, Chris	FWD	\$258,500	\$43,900	8	78%	0.67	64	71	64	76	71	73	43
Armfield, Dennis	DEF	\$256,400	\$37,000	7	84%	0.60	62	75	63	60	82	96	8
Lucas, Kane	MID	\$212,300	\$98,800	6	61%	0.82	61	52	52	64	86	6	62
Anderson, Joe	DEF	\$193,300	\$0	2	78%	0.63	61						19
Jacobs, Sam	RUC	\$208,300	\$11,700	3	57%	0.83	60	60		45	83	52	16
Robinson, Mitch	MID	\$253,200	-\$4,700	4	75%	0.65	59						85
Warnock, Robert	RUC	\$157,700	\$55,900	5	53%	0.79	51	43	43				20
Henderson, Lachie	DEF / FWD	\$219,200	-\$6,800	6	89%	0.47	51	29	20	38			101
Joseph, Aaron	MID	\$196,600	-\$29,100	8	84%	0.43	45	53	48	49	60	54	29
Jamison, Michael	DEF	\$176,400	\$12,100	8	93%	0.35	40	42	27	47	64	30	34



Best AFL Fantasy Footy guide around

# 2010 AFL PROSPECTUS

Available at  Target. and all good book stores





# COLLINGWOOD

## FREAKO SAYS:


*Avoid making Dane Swan captain this week if you can. I know he scored 112 points against the Cats in Round 3 last season, but Lingy towelled him up in the preliminary final. Look for a captain elsewhere just to be on the safe side.*

## AFL DREAM TEAM AVERAGE

**1665**  
**(Ranked 4th)**

## Collingwood AFL Dream Team Points

Player	Pos	Price	Change	Games	TOG%	Pts Per Min	Ave.	Last 4	5	6	7	8	BE
Swan, Dane	MID	\$484,300	-\$39,200	8	78%	1.19	117	119	83	140	123	131	97
Pendlebury, Scott	MID	\$415,000	-\$39,700	8	76%	1.04	99	103	97	115	84	117	100
Wellingham, Sharrod	MID	\$362,300	\$76,100	6	78%	1.01	98	117	123	110			30
Thomas, Dale	FWD	\$382,600	\$46,300	8	81%	0.95	96	95	96	93	106	85	86
Didak, Alan	FWD / MID	\$397,200	-\$54,100	8	78%	0.96	94	103	106	87	109	111	68
Ball, Luke	MID	\$394,000	\$27,500	8	72%	1.02	92	106	81	124	113	106	67
Shaw, Heath	DEF	\$339,300	-\$26,100	7	91%	0.77	88	75	87	51	113	50	83
Beams, Dayne	MID	\$348,100	\$14,400	7	75%	0.92	86	92	106	76	86	100	66
Cloke, Travis	FWD	\$358,500	\$8,400	8	89%	0.76	85	92	97	108	57	104	99
Sidebottom, Steele	MID	\$337,400	\$82,800	8	75%	0.89	84	84	76	81	95	82	68
Dawes, Chris	FWD	\$282,300	\$48,500	4	86%	0.77	84	84	83	107	65	79	61
Johnson, Ben	MID	\$328,400	\$34,400	7	75%	0.87	82	89	97	73	92	95	51
O'Bree, Shane	MID	\$325,500	-\$36,400	4	77%	0.74	73	93			97	88	51
Maxwell, Nick	DEF	\$279,100	-\$52,900	8	92%	0.62	71	61	47	71	61	66	75
Lockyer, Tarkyn	FWD	\$351,400	-\$58,400	4	89%	0.63	70						139
Davis, Leon	FWD / MID	\$284,000	-\$151,400	8	81%	0.65	67	60	56	32	91	59	56
Medhurst, Paul	FWD	\$259,900	-\$29,300	7	83%	0.62	64	65	48	71	76		41
Jolly, Darren	RUC	\$294,000	-\$87,500	8	74%	0.68	63	70	69	55	86	68	59
O'Brien, Harry	DEF	\$242,100	-\$30,900	8	97%	0.52	63	56	72	44	58	48	70
Toovey, Alan	DEF	\$272,000	\$23,800	8	96%	0.52	63	80	89	75	65	89	43
Macaffer, Brent	FWD	\$239,600	\$35,700	6	86%	0.57	62	61	37	68	83	57	34
Wood, Cameron	RUC	\$320,000	\$0	2	63%	0.75	61	61			58	63	111
McCarthy, John	MID	\$202,100	\$0	1	74%	0.66	59						
Fraser, Josh	RUC	\$286,600	-\$99,200	6	59%	0.79	58	70	99	40			69
Anthony, John	FWD	\$278,300	-\$27,600	3	83%	0.48	51	44				44	98
Reid, Ben	FWD	\$177,400	\$8,200	5	94%	0.37	44	43	18	41	76	35	18
Brown, Leigh	DEF / FWD	\$193,000	-\$36,800	4	83%	0.37	39						71
Brown, Nathan J.	DEF	\$151,600	-\$10,000	4	97%	0.29	35	35	47	30	44	18	48
Prestigiacomo, Simon	DEF	\$134,600	-\$10,400	3	88%	0.23	26						44



Best AFL Fantasy Footy guide around

# 2010 AFL PROSPECTUS

Available at  Target. and all good book stores



# ESSENDON

## FREAKO SAYS:

*Brent Stanton has had some massive games at the MCG this season, scoring 145, 109, 139 and 127 from his four matches. He's a safe captain choice this week against the Tigers.*

## AFL DREAM TEAM AVERAGE

**1613**  
(Ranked 7th)

### Essendon AFL Dream Team Points

Player	Pos	Price	Change	Games	TOG%	Pts Per Min	Ave.	Last 4	5	6	7	8	BE
Stanton, Brent	MID	\$453,100	\$9,500	7	78%	1.15	111	108	139	127	102	62	164
Prismall, Brent	MID	\$427,700	\$8,100	5	74%	1.10	102	104		128	108	77	125
Lovett-Murray, Nathan	DEF	\$378,900	\$49,000	5	77%	1.06	101	108	84	137	103		35
Watson, Jobe	MID	\$407,800	\$7,900	8	79%	0.97	95	103	85	122	107	96	93
Monfries, Angus	FWD	\$342,700	\$18,900	6	90%	0.78	87	88	65	72	130	86	32
Hocking, Heath	MID	\$319,200	\$600	8	84%	0.81	85	80	78	65	59	117	55
Hille, David	RUC	\$339,500	\$102,200	8	79%	0.84	83	89	87	113	57	97	92
Ryder, Patrick	RUC	\$350,100	-\$10,200	8	83%	0.79	81	90	54	104	99	102	53
Reimers, Kyle	FWD	\$306,100	\$28,000	4	82%	0.80	81	65	65				93
Houli, Bachar	DEF / MID	\$297,700	\$0	2	80%	0.79	79						58
Dyson, Ricky	MID	\$312,400	\$2,800	6	85%	0.73	77	61	69	53			104
Winderlich, Jason	MID	\$347,200	-\$66,300	8	77%	0.79	76	77	43	117	104	45	103
Dempsey, Courtenay	DEF	\$304,000	\$38,000	8	85%	0.71	75	77	78	83	86	62	72
Fletcher, Dustin	DEF	\$326,300	\$19,800	8	91%	0.66	75	87	86	96	85	82	70
Howlett, Ben	MID	\$171,700	\$93,900	4	74%	0.75	70	72			77	66	-19
Welsh, Andrew	MID	\$299,600	-\$74,800	6	79%	0.71	70	85	59	110			48
Zaharakis, David	MID	\$284,700	\$2,600	8	84%	0.67	69	64	66	78	74	36	96
Pears, Tayte	DEF	\$260,900	\$21,600	5	90%	0.61	68	81	81				62
Davey, Alwyn	FWD	\$286,500	\$9,500	5	82%	0.65	67	79		76	90	72	46
Myers, David	DEF	\$188,900	\$0	2	74%	0.72	66	81				81	6
Colyer, Travis	MID	\$163,400	\$73,900	4	73%	0.70	63	55	50			59	9
Loneragan, Sam	MID	\$266,600	-\$8,200	4	89%	0.56	63	77		84	70		39
Melksham, Jake	MID	\$197,200	\$75,700	5	72%	0.70	62	65	42		87	65	-9
McVeigh, Mark	MID	\$264,600	-\$3,800	5	91%	0.52	58	58	40	84	84	22	86
Gumbleton, Scott	FWD	\$235,100	\$140,600	8	85%	0.55	58	71	96	69	64	54	52
Hooker, Cale	DEF	\$226,400	-\$55,100	8	82%	0.54	55	48	62	34	75	22	67
Atkinson, Jarrod	DEF	\$234,200	-\$6,600	3	76%	0.57	54	54		66	39	57	74
Hurley, Michael	DEF / FWD	\$253,100	-\$20,200	5	87%	0.49	53	55	28	87	58	46	79
Slattery, Henry	MID	\$229,500	-\$27,500	7	84%	0.51	53	50	47	81	23		62
Jetta, Leroy	FWD	\$205,100	\$0	1	81%	0.45	44	44				44	
Neagle, Jay	FWD	\$202,100	\$0	1	72%	0.46	42						



Best AFL Fantasy Footy guide around

# 2010 AFL PROSPECTUS

Available at Target. and all good book stores



# FREMANTLE

## FREAKO SAYS:

*The AFL record for hitouts in a match will seriously come under threat this week. Aaron Sandilands comes up against the Swans at the SCG and with no recognised ruckman in their side, he could have a field day. Only one player has ever topped the magical 50-hitout mark and this week he should become the second.*

## AFL DREAM TEAM AVERAGE

**1566**  
**(Ranked 8th)**

## Fremantle AFL Dream Team Points

Player	Pos	Price	Change	Games	TOG%	Pts Per Min	Ave.	Last 4	5	6	7	8	BE
Sandilands, Aaron	RUC	\$423,200	\$3,400	8	91%	0.92	107	108	104	88	110	130	67
Barlow, Michael	MID	\$366,400	\$260,600	8	76%	1.09	105	116	115	108	95	146	25
Pavlich, Matthew	FWD / MID	\$432,100	\$27,200	8	94%	0.86	102	108	87	119	136	89	88
Broughton, Greg	DEF	\$362,500	-\$22,700	8	89%	0.81	92	94	91	82	85	117	61
Duffield, Paul	DEF	\$359,300	-\$33,400	8	92%	0.77	90	82	79	87	59	101	100
Bradley, Kepler	DEF / RUC	\$283,000	\$0	1	69%	1.00	87	87			87		
Mundy, David	MID	\$343,800	-\$2,100	8	76%	0.83	80	82	96	92	89	50	110
Palmer, Rhys	MID	\$287,300	\$9,600	3	65%	0.93	78	78		66	98	71	39
Hill, Stephen	MID	\$300,400	\$45,300	8	83%	0.73	78	73	51	63	102	76	40
Hasleby, Paul	MID	\$322,500	-\$36,000	8	70%	0.85	76	82	89	75	98	67	69
Crowley, Ryan	MID	\$273,700	\$31,300	8	86%	0.64	70	76	78	57	72	98	28
Ballantyne, Hayden	FWD	\$263,200	\$24,800	8	80%	0.67	69	69	94	62	70	50	71
Silvagni, Alex	DEF	\$229,700	\$151,900	7	82%	0.65	68	65	62	61		73	33
Johnson, Michael	DEF	\$270,900	-\$60,400	8	89%	0.58	66	59	25	82	70	59	67
Mayne, Chris	FWD	\$259,100	\$38,300	8	83%	0.62	65	64	61	72	73	49	66
Hayden, Roger	DEF	\$247,900	\$3,500	8	81%	0.63	65	55	52	52	47	70	63
McPharlin, Luke	DEF / FWD	\$238,700	-\$38,100	8	88%	0.57	63	45	67	64	30	17	126
Pearce, Clancee	DEF	\$246,600	\$0	2	77%	0.63	60	30	30				59
Morabito, Anthony	MID	\$220,300	\$74,800	8	69%	0.68	60	55	42	54	63	60	37
McPhee, Adam	FWD / DEF	\$280,200	-\$60,600	8	78%	0.60	60	71	97	53	84	51	68
Fyfe, Nathan	FWD	\$156,700	\$67,200	4	74%	0.61	58	58	66	60	63	42	9
Suban, Nick	DEF	\$239,200	-\$1,700	3	69%	0.64	57						95
Headland, Des	FWD	\$272,700	-\$41,900	4	76%	0.56	54						97
Tarrant, Chris	DEF	\$192,500	-\$32,000	7	98%	0.40	50	39	27	52	43	32	65
Robertson, Dylan	DEF	\$89,500	\$0	2	61%	0.61	48	48		57	39		-31
Ibbotson, Garrick	MID	\$274,100	-\$39,700	3	69%	0.48	41	59				59	127
van Berlo, Jay	MID	\$170,700	-\$23,700	5	88%	0.36	40	53	53				43
DeBoer, Matthew	MID	\$184,000	-\$58,200	6	84%	0.35	38	40	37	43	32	46	55
Dodd, Steven	DEF	\$267,400	\$0	1	73%	0.23	22						



Best AFL Fantasy Footy guide around

# 2010 AFL PROSPECTUS

Available at  Target. and all good book stores



# GEELONG CATS

## FREAKO SAYS:

*If you're one of the 5,017 coaches that are waiting for Joel Corey to return, don't hold your breath. He faces another month on the sidelines after he had exploratory surgery on his injured knee this week. Just bite the bullet and trade him out.*

## AFL DREAM TEAM AVERAGE

**1786**  
**(Ranked 1st)**

## Geelong Cats AFL Dream Team Points

Player	Pos	Price	Change	Games	TOG%	Pts Per Min	Ave.	Last 4	5	6	7	8	BE
Ablett, Gary	MID	\$548,000	\$26,000	7	90%	1.17	131	136	145		167	96	134
Chapman, Paul	FWD / MID	\$514,200	\$19,700	8	86%	1.15	123	127	103	140	140	123	110
Bartel, Jimmy	MID	\$441,900	-\$38,300	8	88%	1.01	111	111	116	96	98	132	90
Johnson, Steve	FWD	\$420,400	-\$16,500	8	87%	0.89	97	108	35	153	111	131	63
Selwood, Joel	MID	\$410,500	-\$42,900	8	81%	0.96	97	107	86	126	107	110	81
Podsiadly, James	FWD	\$256,700	\$178,900	5	86%	0.90	97	94	60	105	118		-37
Corey, Joel	MID	\$433,400	-\$35,200	4	80%	0.95	96						106
Kelly, James	DEF / MID	\$391,400	\$18,500	7	86%	0.89	96	101	92	127	83		74
Enright, Corey	DEF	\$379,000	-\$15,300	8	89%	0.85	94	91	58	105	83	119	73
Milburn, Darren	DEF	\$369,200	\$14,000	6	83%	0.88	91	99	100	87	94	114	60
Mackie, Andrew	DEF	\$354,300	-\$10,800	8	89%	0.76	85	96	69	96	93	124	40
Byrnes, Shannon	FWD	\$320,500	-\$54,600	8	82%	0.83	85	80	27	105	62	126	44
Mooney, Cameron	FWD	\$326,400	-\$2,300	7	88%	0.75	82	79	28	106	62	119	56
Duncan, Mitch	FWD / MID	\$251,300	\$161,800	6	76%	0.77	74	76		80		71	31
Ling, Cameron	MID	\$296,700	-\$91,800	8	86%	0.69	74	58	53	55	67	58	90
Varcoe, Travis	FWD	\$280,700	\$4,600	3	79%	0.75	73	73		84	80	56	68
Taylor, Harry	DEF	\$283,600	\$10,500	8	88%	0.67	73	59	62	60	61	51	94
Stokes, Mathew	FWD	\$322,000	\$0	1	82%	0.69	70	70				70	
Hawkins, Tom	FWD	\$278,300	-\$18,200	8	83%	0.66	69	72	28	76	75	107	20
Ottens, Brad	RUC	\$252,200	\$13,200	5	65%	0.84	67	56	51	60			72
Hogan, Simon	MID	\$267,600	\$5,300	4	70%	0.77	66	66	40	65	71	89	34
Hunt, Josh	DEF	\$229,500	\$65,400	8	83%	0.57	59	56	40	64	67	51	48
Wojcinski, David	DEF	\$256,300	-\$2,000	8	79%	0.60	59	62	70	76	48	55	83
Lonergan, Tom	FWD	\$216,400	\$13,800	8	91%	0.50	56	52	56	55	28	70	59
Simpson, Dawson	RUC	\$94,500	\$0	1	45%	0.95	56						
Blake, Mark	RUC	\$190,900	-\$54,700	8	56%	0.67	47	50	24	24	70	80	-12
Scarlett, Matthew	DEF	\$230,300	-\$56,900	4	94%	0.36	42	38			40	35	92
Djerrkura, Nathan	MID	\$193,300	\$0	1	65%	0.47	40						
Gamble, Ryan	FWD	\$234,300	\$0	1	71%	0.40	38						
Rooke, Max	FWD	\$274,000	\$0	1	74%	0.42	36	36	36				
Motlop, Steven	FWD	\$94,500	\$0	1	17%	0.65	13						



Best AFL Fantasy Footy guide around  
**2010 AFL PROSPECTUS**

Available at  Target. and all good book stores

AVAILABLE NOW!  
STOCKS LIMITED  
**\$39.95**  
r.f.p.



# HAWTHORN

## FREAKO SAYS:


*I hope no one traded Sam Mitchell out. The skipper was back last week against the Tigers and dominated with 108 points. He's captain material this week considering he racked up 124 points against the Blues in Round 6 last year.*

## AFL DREAM TEAM AVERAGE

**1528**  
(Ranked 15th)

### Hawthorn AFL Dream Team Points

Player	Pos	Price	Change	Games	TOG%	Pts Per Min	Ave.	Last 4	5	6	7	8	BE
Hodge, Luke	DEF / MID	\$403,100	\$36,300	8	86%	1.02	108	96	110	84	87	104	101
Mitchell, Sam	MID	\$416,600	-\$32,600	5	86%	0.94	99	108				108	128
Franklin, Lance	FWD	\$368,300	\$13,400	5	99%	0.73	89	101	98	108		96	63
Lewis, Jordan	MID	\$349,800	-\$61,800	8	79%	0.87	85	94	112	59	104	101	49
Birchall, Grant	DEF	\$325,700	-\$2,200	8	83%	0.82	85	79	96	44	101	76	59
Rioli, Cyril	FWD	\$300,500	-\$34,400	7	80%	0.79	79	71	52	61	67	104	47
Sewell, Brad	MID	\$386,600	-\$59,500	4	85%	0.74	79	79	82	77	83	73	124
Ellis, Xavier	DEF	\$288,300	-\$17,300	8	79%	0.77	75	67	90	42	70	66	73
Roughead, Jarryd	FWD	\$288,800	-\$32,900	8	96%	0.62	74	71	63	39	119	63	27
Burgoyne, Shaun	MID	\$314,600	\$0	1	71%	0.82	71	71				71	
Kayler-Thomson, Jarrod	MID	\$133,400	\$55,600	3	69%	0.83	71	74	101	46			-50
Guerra, Brent	DEF	\$291,500	-\$21,800	8	75%	0.75	70	71	113	53	66	51	94
Young, Clinton	MID	\$269,600	\$38,300	5	77%	0.72	69	68	37	96	73	67	55
Bateman, Chance	MID	\$312,100	-\$64,000	6	77%	0.72	69	57	47	83	42		101
Peterson, Carl	FWD	\$210,800	\$116,300	7	70%	0.76	66	61	30		73	80	0
Renouf, Brent	RUC	\$263,700	\$51,000	7	76%	0.69	65	67		78	79	45	67
Morton, Jarryd	FWD / MID	\$264,900	-\$26,000	5	89%	0.57	64	46			46		77
Moss, Garry	MID	\$268,300	-\$2,400	3	82%	0.63	64						84
Whitecross, Brendan	DEF	\$271,300	-\$40,300	5	80%	0.63	63	58	51	51	79	49	69
Brown, Campbell	DEF	\$263,700	\$15,300	8	93%	0.55	63	65	64	62	87	46	58
Murphy, Thomas	DEF	\$243,800	-\$23,100	6	88%	0.56	60	44	37	50			90
Ladson, Rick	DEF / MID	\$221,400	\$36,300	7	80%	0.60	60	51	66	42	46		73
Gilham, Stephen	DEF	\$241,900	-\$1,500	8	97%	0.49	60	56	94	39	59	30	86
Suckling, Matt	DEF	\$189,700	\$31,500	4	74%	0.64	60	45			40	49	49
Schoenmakers, Ryan	DEF	\$205,100	\$23,300	7	82%	0.56	57	41	47	56	21		72
Stratton, Benjamin	DEF	\$191,000	\$101,500	6	98%	0.46	57	59	98	54	38	46	54
Osborne, Michael	FWD / MID	\$243,400	-\$50,700	5	76%	0.55	52	54	48	60			68
Shiels, Liam	MID	\$219,500	-\$31,000	5	82%	0.50	51	40	49	44	26		89
Muston, Beau	MID	\$279,300	\$0	2	73%	0.54	51	51			66	35	101
Hooper, Rhan	FWD	\$237,300	\$0	2	49%	0.79	47						78
Gibson, Josh	DEF	\$272,600	-\$31,000	3	65%	0.56	45						147



Best AFL Fantasy Footy guide around

# 2010 AFL PROSPECTUS

Available at  Target. and all good book stores



# MELBOURNE

## FREAKO SAYS:

*If you jumped on Colin Sylvia after his two standout performances in Rounds 4 and 5, you would be pretty disappointed with his return ever since. He's averaged only 55 points in his past three matches and with a break even score of about 152 points this week, his price should drop even further.*

## AFL DREAM TEAM AVERAGE

**1625**  
**(Ranked 6th)**

## Melbourne AFL Dream Team Points

Player	Pos	Price	Change	Games	TOG%	Pts Per Min	Ave.	Last 4	5	6	7	8	BE
McDonald, James	MID	\$413,200	\$65,600	8	77%	1.15	106	103	90	113	86	123	91
Green, Brad	MID	\$398,700	\$19,000	8	88%	0.95	100	92	89	114	74	90	125
Grimes, Jack	DEF	\$376,500	-\$15,800	8	88%	0.87	91	94	58	128	79	112	82
Moloney, Brent	MID	\$354,200	-\$34,400	8	79%	0.93	88	80	103	65	66	87	104
Bruce, Cameron	MID	\$381,600	-\$28,000	8	88%	0.83	88	92	102	96	105	66	106
McKenzie, Jordie	MID	\$309,800	\$107,100	7	72%	1.00	86	79	87		84	65	76
Dunn, Lynden	MID	\$336,700	\$18,000	7	83%	0.85	85	87	56	115	89		40
Sylvia, Colin	FWD / MID	\$343,700	-\$75,000	5	88%	0.77	80	69	112	68	49	48	152
Davey, Aaron	MID	\$337,600	-\$50,300	8	70%	0.95	80	78	81	94	83	52	110
Bate, Matthew	FWD	\$327,300	-\$20,900	8	85%	0.77	79	80	108	40	94	76	67
Bail, Rohan	MID	\$158,600	\$57,100	3	89%	0.73	78						-51
Petterd, Ricky	FWD / MID	\$309,300	-\$4,000	6	85%	0.75	77	69	81	57			86
Jones, Nathan	MID	\$329,100	-\$3,300	8	81%	0.79	77	81	81	72	105	64	70
Scully, Tom	MID	\$298,100	\$140,600	8	79%	0.79	75	84	51	74	134	77	5
Trengove, Jack	MID	\$283,700	\$130,200	8	81%	0.76	74	77	108	59	91	50	65
Macdonald, Joel	DEF	\$290,600	-\$9,200	6	78%	0.76	72	79	68	90			53
Frawley, James	DEF	\$280,700	\$38,200	8	92%	0.65	71	72	60	86	70	70	64
Jamar, Mark	RUC	\$289,600	\$4,900	8	80%	0.74	71	71	82	86	58	56	96
Hughes, Danny	FWD	\$94,500	\$0	2	76%	0.78	69	69			63	74	-68
Garland, Colin	DEF	\$235,900	\$40,800	6	87%	0.56	57	64	24	94	67	72	32
Rivers, Jared	DEF	\$228,500	\$2,200	4	80%	0.60	57	57		63	54	54	58
Bennell, Jamie	MID	\$217,900	-\$1,000	8	84%	0.55	55	51	29	65	53	55	50
Bartram, Clint	DEF	\$231,900	-\$35,800	7	80%	0.57	55	53	70	47	57	38	73
Watts, Jack	FWD	\$145,000	\$0	1	85%	0.54	53	53				53	
Warnock, Matthew	DEF	\$201,200	\$14,800	8	96%	0.40	46	57	26	71	59	71	16
Miller, Brad	FWD	\$275,000	\$0	1	88%	0.42	45						
Newton, Michael	FWD	\$266,500	\$0	2	74%	0.50	43						107
Strauss, James	MID	\$94,500	\$0	2	68%	0.43	36						-3
Martin, Stefan	DEF	\$198,000	\$0	2	70%	0.41	35	35	36	34			74
Johnson, Paul	RUC	\$302,000	\$0	2	63%	0.44	32	32			28	36	155
Spencer, Jake	RUC	\$187,500	\$0	1	67%	0.11	9						



Best AFL Fantasy Footy guide around

# 2010 AFL PROSPECTUS

Available at  Target. and all good book stores



# NORTH MELBOURNE

## FREAKO SAYS:


*A move into defence this season has seen Brady Rawlings' scores go through the roof. He's averaging a career-high 93 points per match and at his price he looks to be an absolute bargain.*

## AFL DREAM TEAM AVERAGE

**1548**  
**(Ranked 11th)**

## Nth. Melbourne AFL Dream Team Points

Player	Pos	Price	Change	Games	TOG%	Pts Per Min	Ave.	Last 4	5	6	7	8	BE
Swallow, Andrew	MID	\$417,400	\$22,700	8	82%	0.99	100	109	94	114	98	129	76
Anthony, Liam	MID	\$380,600	-\$42,100	7	72%	1.07	95	91	78	112	83		81
Rawlings, Brady	MID	\$358,500	\$15,300	8	98%	0.77	93	91	65	85	100	115	45
Harvey, Brent	FWD / MID	\$384,500	-\$4,400	8	91%	0.83	93	93	108	64	112	88	79
Wells, Daniel	MID	\$372,200	\$73,900	8	83%	0.88	90	97	100	105	75	107	88
McIntosh, Hamish	RUC	\$346,300	-\$50,000	7	73%	0.88	79	81	86	100	58		93
Goldstein, Todd	RUC	\$278,700	\$57,600	8	81%	0.77	77	83	87	44	81	119	2
Edwards, Aaron	FWD	\$279,900	-\$4,000	6	84%	0.70	72	70	53	80	53	92	58
Adams, Leigh	MID	\$295,200	\$23,900	7	73%	0.80	71	76	70	72	87		55
Firrito, Michael	DEF / MID	\$284,600	-\$29,800	8	96%	0.60	71	73	70	68	59	96	51
Ziebell, Jack	FWD / MID	\$276,600	-\$9,000	8	68%	0.84	70	72	69	58	68	94	39
Bastinac, Ryan	MID	\$238,400	\$148,900	8	76%	0.74	68	61	53	51	69	69	35
Hansen, Lachie	DEF / FWD	\$246,500	-\$19,100	8	91%	0.59	66	62	54	64	42	89	48
Garlett, Cruize	MID	\$245,200	\$0	2	70%	0.76	65	65			51	79	48
Grima, Nathan	DEF	\$256,900	-\$36,500	7	94%	0.55	63	66	32	66	84	82	20
McMahon, Scott	DEF	\$261,600	-\$59,200	7	85%	0.61	63	64	70	55	51	78	61
Campbell, Matt	FWD	\$223,400	\$0	2	74%	0.67	62						39
Cunnington, Ben	MID	\$185,700	\$44,200	4	67%	0.73	59	59	48	36	76	77	-18
Thomas, Lindsay	FWD	\$240,200	-\$27,800	8	71%	0.68	59	61	56	57	69	63	42
Greenwood, Levi	DEF / MID	\$224,400	\$4,300	3	76%	0.64	59	59	61	57		59	47
Pratt, Daniel	DEF	\$302,900	\$0	1	85%	0.60	59	59				59	
Jones, Corey	FWD	\$300,100	\$0	1	92%	0.52	59						
Urquhart, Gavin	DEF	\$269,400	-\$25,200	5	78%	0.59	57	42	42				107
Thompson, Scott D.	DEF	\$250,100	-\$28,500	8	97%	0.48	57	62	47	92	50	58	73
Warren, Ben	FWD	\$228,200	-\$6,600	7	87%	0.53	56	57	69	42	59		64
Hale, David	FWD	\$222,500	-\$13,400	8	78%	0.55	53	46	55	50	74	5	82
Harding, Leigh	MID	\$280,200	-\$75,200	4	78%	0.56	53	63				63	107
Wright, Sam	FWD	\$215,000	\$16,200	7	84%	0.51	52	63		57	81	52	23
Ross, Ben	MID	\$265,800	\$0	2	71%	0.55	49						95
Smith, Josh	FWD	\$241,700	\$0	1	90%	0.45	47	47				47	



Best AFL Fantasy Footy guide around

# 2010 AFL PROSPECTUS

Available at  Target. and all good book stores



# PORT ADELAIDE

## FREAKO SAYS:

*Kane Cornes loves playing at TIO Stadium. With scores of 113, 131 and 130 in his past three games there, I would be looking at making him captain this week.*

## AFL DREAM TEAM AVERAGE

**1534**  
(Ranked 12th)

## Port Adelaide AFL Dream Team Points

Player	Pos	Price	Change	Games	TOG%	Pts Per Min	Ave.	Last 4	5	6	7	8	BE
Cornes, Kane	MID	\$410,700	-\$7,700	8	94%	0.86	103	99	92	114	110	79	109
Boak, Travis	MID	\$358,000	-\$38,900	8	77%	0.88	87	85	85	94	106	56	98
Cassisi, Domenic	MID	\$391,900	-\$20,100	8	81%	0.83	86	103	121	100	113	79	92
Pearce, Danyle	MID	\$357,100	\$19,600	8	85%	0.78	85	86	90	103	106	44	109
Chaplin, Troy	DEF	\$338,700	\$26,700	7	98%	0.68	84	84	130	99	51	57	138
Davenport, Jason	MID	\$325,000	-\$28,300	7	85%	0.74	81	72		80	39	96	101
Salopek, Steven	MID	\$315,600	-\$57,600	8	79%	0.76	77	75	88	77	56	77	96
Ebert, Brett	FWD	\$293,600	\$10,200	8	88%	0.68	76	74	84	59	95	58	60
Westhoff, Justin	FWD	\$290,600	\$7,000	8	86%	0.69	75	72	73	48	103	63	45
Gray, Robbie	FWD	\$325,500	\$4,300	5	79%	0.75	74	76	52	120	65	68	103
Motlop, Daniel	FWD	\$298,000	\$0	2	83%	0.68	74	74			86	61	69
Brogan, Dean	RUC	\$316,200	\$300	7	75%	0.75	72	81	80	92	96	55	78
Cornes, Chad	DEF / MID	\$316,700	-\$66,600	8	91%	0.59	69	86	85	98	85	75	70
Rodan, David	MID	\$289,200	-\$16,300	5	73%	0.73	67	73	109	57	70	57	83
Hartlett, Hamish	MID	\$288,400	\$0	2	60%	0.92	67	67	72	62			75
Thomas, Matt	MID	\$263,200	-\$19,800	8	80%	0.65	67	68	84	53	70	63	58
Krakouer, Nathan	DEF	\$295,700	-\$2,600	5	73%	0.70	66	61			61		82
Carr, Josh	MID	\$264,700	\$0	2	72%	0.75	66	66	68	63			61
Stewart, Paul	DEF / MID	\$252,400	\$44,000	7	79%	0.62	62	68	89	69	72	43	68
Surjan, Jacob	DEF	\$234,000	-\$17,500	8	90%	0.54	62	56	85	34	40	65	65
Logan, Tom	MID	\$235,900	-\$16,000	6	79%	0.58	59	53	66		36	58	77
Carlile, Alipate	DEF	\$245,700	\$21,000	8	94%	0.48	58	57	71	59	66	32	80
Banner, Mitchell	MID	\$129,300	\$34,800	3	71%	0.60	55						8
Tredrea, Warren	FWD	\$255,200	-\$81,000	7	77%	0.56	55	42	51	67	9		109
Schulz, Jay	FWD	\$209,600	\$10,100	6	84%	0.51	55	39	64	16		38	98
Moore, Andrew	DEF / FWD	\$125,500	\$0	1	73%	0.58	54						
Hitchcock, Cameron	FWD	\$163,800	\$66,000	5	82%	0.51	54	74				74	13
Cloke, Cameron	FWD / RUC	\$279,900	\$0	1	67%	0.56	48						
Harding, Scott	MID	\$202,800	\$0	1	68%	0.53	46						
Trengove, Jackson	DEF / RUC	\$155,100	\$60,600	6	77%	0.44	44	65			70	60	-18
Stewart, Daniel	FWD	\$89,500	\$0	1	83%	0.31	33						
Lobbe, Matthew	FWD / RUC	\$94,500	\$0	2	45%	0.52	28	28	28	28			13



Best AFL Fantasy Footy guide around

# 2010 AFL PROSPECTUS

Available at  Target. and all good book stores



# RICHMOND

## FREAKO SAYS:

*Brett Deledio racked up his highest score for the year last week against the Hawks. He's played the third-most minutes of any player at the club and he should seriously be looked at if you're in the market for a midfielder.*

## AFL DREAM TEAM AVERAGE

**1361**  
(Ranked 16th)

## Richmond AFL Dream Team Points

Player	Pos	Price	Change	Games	TOG%	Pts Per Min	Ave.	Last 4	5	6	7	8	BE
Tuck, Shane	MID	\$414,500	-\$7,800	6	89%	0.86	95	95	103	117	103	55	143
Deledio, Brett	MID	\$391,500	-\$30,700	8	89%	0.85	93	100	84	111	91	113	80
Jackson, Daniel	MID	\$356,900	-\$42,200	7	81%	0.88	87	98		68	105	121	33
Riewoldt, Jack	FWD	\$325,800	-\$1,600	8	97%	0.68	80	74	59	83	63	89	84
Newman, Chris	DEF	\$339,400	-\$10,400	7	85%	0.75	78	93	79	107	62	122	62
Graham, Angus	RUC	\$251,300	\$0	1	65%	0.97	77	77				77	
Connors, Daniel	MID	\$195,300	\$39,300	3	68%	0.90	74						-3
Foley, Nathan	MID	\$353,200	-\$20,900	3	79%	0.75	74	74	79	46		97	113
Cousins, Ben	MID	\$325,200	-\$26,900	4	74%	0.80	73	82	73	90			73
Cotchin, Trent	MID	\$286,700	-\$9,500	7	80%	0.73	72	83	73		86	90	32
Thomson, Adam	MID	\$210,900	\$0	2	80%	0.71	68						17
Edwards, Shane	FWD / MID	\$268,700	\$59,500	8	82%	0.68	68	67	74	51	90	54	51
Collins, Andrew	MID	\$302,400	-\$26,700	4	77%	0.71	68	63	62	71	56		92
Nahas, Robin	FWD	\$288,900	-\$24,200	6	88%	0.62	66	71	104	56	72	51	86
Nason, Ben	DEF	\$227,900	\$138,400	8	84%	0.61	63	60	61	60	49	70	46
Martin, Dustin	MID	\$232,900	\$83,400	7	77%	0.67	62	66	80		54	63	52
White, Matt	MID	\$246,300	-\$23,700	4	84%	0.57	59	68			37	98	44
Moore, Kelvin	DEF	\$229,300	\$10,100	8	90%	0.52	58	59	39	31	109	56	1
Tambling, Richard	MID	\$260,200	-\$130,000	7	79%	0.60	58	62	37		85	63	41
Morton, Mitch	FWD	\$278,700	-\$64,900	5	85%	0.55	57	57		57			90
Webberley, Jeromey	DEF	\$89,500	\$0	2	73%	0.63	57	57			61	52	-48
Polo, Dean	DEF	\$269,600	-\$18,900	3	89%	0.49	54	50		62	37		96
McGuane, Luke	DEF	\$207,900	-\$34,400	7	94%	0.47	54	52	35	36	62	74	15
Simmonds, Troy	RUC	\$241,100	-\$58,500	6	68%	0.61	51	62	61	63			51
Hislop, Tom	MID	\$217,400	-\$3,800	3	79%	0.52	50						56
Polak, Graham	DEF / FWD	\$149,400	\$0	2	75%	0.54	50	50			72	27	9
Farmer, Mitch	DEF / MID	\$178,300	\$63,300	6	77%	0.49	46	47	51	61		30	38
Thursfield, Will	DEF	\$155,800	\$31,800	5	88%	0.41	44	52		34	64	57	-8
Dea, Matthew	FWD	\$110,800	\$21,300	3	81%	0.41	42	48	72	23			-15
Astbury, David	FWD	\$126,600	\$37,100	4	89%	0.37	42	38	22	67	26		-1
Rance, Alex	DEF	\$191,100	-\$36,500	6	87%	0.38	41	46	75	34	40	34	65
Vickery, Tyrone	RUC	\$171,900	-\$25,300	8	64%	0.49	38	38	38	44	47	23	55
Post, Jayden	DEF	\$194,800	-\$19,200	3	86%	0.33	34						75
Taylor, Troy	FWD	\$89,500	\$0	2	76%	0.33	32	17	17				2
King, Jake	DEF	\$242,700	\$0	1	84%	0.30	30						
Roberts, Relton	FWD	\$77,800	\$0	2	64%	0.36	28						0



Best AFL Fantasy Footy guide around

# 2010 AFL PROSPECTUS

Available at  Target. and all good book stores





# ST KILDA

## FREAKO SAYS:

*The wheels may have fallen off at St Kilda, but that hasn't affected Lenny Hayes' scoring. He has scored more points than any other Saints player over the past month and is the ideal premium upgrade for your midfield.*

## AFL DREAM TEAM AVERAGE

**1659**  
**(Ranked 5th)**

### St. Kilda AFL Dream Team Points

Player	Pos	Price	Change	Games	TOG%	Pts Per Min	Ave.	Last 4	5	6	7	8	BE
Montagna, Leigh	MID	\$450,600	-\$58,500	8	85%	1.07	111	113	126	112	75	137	115
Goddard, Brendon	DEF / MID	\$425,400	-\$30,300	8	89%	0.97	105	97	67	109	110	101	97
Hayes, Lenny	MID	\$443,500	-\$35,000	8	75%	1.12	103	115	105	126	106	122	94
Gilbert, Sam	DEF	\$389,200	-\$2,300	8	96%	0.87	100	96	104	87	85	108	89
Dal Santo, Nick	MID	\$394,500	-\$62,700	8	86%	0.97	100	85	75	99	47	118	121
Riewoldt, Nick	FWD	\$445,000	-\$23,100	3	75%	0.99	92						156
Jones, Clinton	MID	\$349,100	\$25,400	8	86%	0.82	85	85	118	86	62	74	117
Fisher, Sam	DEF	\$328,500	-\$44,800	6	93%	0.74	82	78	96	80	37	100	101
Ray, Farren	MID	\$342,000	-\$51,500	7	85%	0.78	81	89		73	119	75	54
Blake, Jason	DEF	\$311,800	-\$8,800	8	94%	0.70	80	76	73	81	48	100	78
Gram, Jason	DEF / MID	\$365,800	-\$37,800	6	79%	0.81	79	52			88	15	162
Baker, Steven	DEF	\$302,300	\$39,300	8	97%	0.64	75	69	68	85	57	64	98
Schneider, Adam	FWD	\$311,900	-\$36,100	8	80%	0.75	72	80	110	71	61	77	88
Gwilt, James	DEF / FWD	\$266,600	\$17,000	8	96%	0.60	70	57	70	62	49	48	96
Armitage, David	MID	\$294,500	-\$26,600	7	67%	0.86	69	60	65	65		51	98
Peake, Brett	MID	\$273,300	-\$5,200	5	81%	0.68	68	91	91				58
McQualter, Andrew	FWD	\$280,600	-\$3,300	8	76%	0.73	67	65	47	98	59	55	89
Milne, Stephen	FWD	\$262,900	-\$63,600	8	89%	0.62	67	47	45	52	51	41	99
Geary, Jarryn	DEF	\$271,800	-\$43,700	8	81%	0.65	64	61	68	55	64	58	75
Eddy, Robert	MID	\$230,800	\$0	1	63%	0.82	61	61	61				
Gardiner, Michael	RUC	\$238,200	-\$41,700	7	59%	0.85	59	62	50	46	55	97	21
Koschitzke, Justin	FWD	\$257,300	-\$49,000	5	86%	0.54	56	57	43	67	40	76	71
Steven, Jack	MID	\$200,400	\$0	2	74%	0.65	56	56		59	52		34
Clarke, Raphael	DEF	\$238,800	-\$11,300	4	78%	0.58	54	57	48	68	56		49
Dawson, Zac	DEF	\$180,000	-\$45,900	8	96%	0.37	43	45	39	32	54	54	22
King, Steven	RUC	\$190,500	-\$45,100	6	46%	0.76	43	41	41	53	30		55
Heyne, Nick	FWD	\$94,500	\$0	1	61%	0.54	40	40				40	
McEvoy, Ben	RUC	\$182,500	-\$11,600	3	55%	0.56	38	51				51	53
Pattison, Adam	RUC	\$238,800	\$0	1	83%	0.21	21						



Best AFL Fantasy Footy guide around

# 2010 AFL PROSPECTUS

Available at  Target. and all good book stores



# SYDNEY SWANS

## FREAKO SAYS:


*If you haven't got Ryan O'Keefe in your team, then now might be the time to bring him in. He's coming off two poor games, but this week he returns to the SCG, a venue he has averaged 99 points at this season.*

## AFL DREAM TEAM AVERAGE

**1555**  
**(Ranked 9th)**

## Sydney Swans AFL Dream Team Points

Player	Pos	Price	Change	Games	TOG%	Pts Per Min	Ave.	Last 4	5	6	7	8	BE
O'Keefe, Ryan	FWD / MID	\$383,300	-\$42,100	8	86%	0.92	98	87	111	94	71	73	134
Goodes, Adam	FWD / MID	\$364,100	-\$70,700	8	96%	0.77	90	85	93	80	63	103	98
McGlynn, Ben	MID	\$400,700	\$27,200	4	87%	0.82	88						102
Malceski, Nick	DEF	\$337,500	\$94,700	8	84%	0.84	87	89	106	99	90	61	94
McVeigh, Jarrad	MID	\$340,200	-\$15,000	8	89%	0.78	86	89	100	88	66	100	81
Bolton, Jude	MID	\$350,500	-\$63,700	8	83%	0.83	84	81	95	81	63	85	106
Grundy, Heath	DEF / FWD	\$331,300	\$43,900	8	95%	0.71	84	78	96	90	71	54	115
Jack, Kieren	MID	\$344,100	\$71,700	8	84%	0.80	82	90	101	108	92	59	98
Shaw, Rhyce	DEF	\$346,100	-\$32,400	8	85%	0.77	81	90	91	82	84	101	66
Kennedy, Josh P.	MID	\$307,200	-\$8,300	8	76%	0.83	78	74	70	63	78	85	60
Kennelly, Tadhg	DEF	\$282,800	\$78,100	8	89%	0.70	77	68	75	62	75	58	72
Kirk, Brett	MID	\$300,700	-\$84,200	8	80%	0.74	73	65	79	44	69	69	80
Bradshaw, Daniel	FWD	\$329,700	\$19,600	7	91%	0.63	70	68	95	94	15		130
Hannebery, Daniel	MID	\$252,200	\$50,100	6	72%	0.79	69	53	44	61		53	69
Mumford, Shane	RUC	\$263,000	\$20,100	7	62%	0.89	68	65	43	59	94		38
Playfair, Henry	FWD	\$101,800	\$0	1	90%	0.58	62	62				62	
Moore, Jarred	FWD	\$249,400	\$17,100	7	80%	0.62	62	52	64	71	21		89
Mattner, Martin	DEF	\$248,100	-\$69,100	8	87%	0.55	60	58	59	46	38	90	52
Seaby, Mark	RUC	\$219,700	-\$7,000	6	52%	0.92	59	29	56	1			102
Roberts-Thomson, Lewis	DEF	\$258,000	-\$27,000	7	93%	0.50	57	49	65	59		23	105
Jetta, Lewis	MID	\$203,800	\$98,300	8	71%	0.64	56	53	76	30	65	41	42
Richards, Ted	DEF	\$261,600	-\$35,300	4	83%	0.50	52	52		74	50	32	108
Bevan, Paul	DEF	\$270,100	\$0	1	100%	0.43	51	51				51	
Smith, Nick	MID	\$210,700	-\$23,000	4	84%	0.45	47	47	59	42	50	35	68
Rohan, Gary	FWD / MID	\$137,500	\$0	2	82%	0.46	46	46			40	52	8
Barlow, Ed	MID	\$284,400	\$0	1	79%	0.46	46	46			46		
Bolton, Craig	DEF	\$207,000	-\$65,900	5	76%	0.43	40	46	46				93
White, Jesse	RUC	\$171,000	-\$44,100	8	82%	0.40	40	41	55	36	42	29	53



Best AFL Fantasy Footy guide around

# 2010 AFL PROSPECTUS

Available at  Target. and all good book stores



# WEST COAST EAGLES

## FREAKO SAYS:

*Luke Shuey hasn't played since Round 3 and has missed the past five matches through injury. He's ready to resume this week, but it's unknown whether it will be at senior level or through the WAFL.*

## AFL DREAM TEAM AVERAGE

**1530**  
**(Ranked 14th)**

### West Coast AFL Dream Team Points

Player	Pos	Price	Change	Games	TOG%	Pts Per Min	Ave.	Last 4	5	6	7	8	BE
Priddis, Matt	MID	\$414,300	-\$7,700	8	87%	0.93	102	109	85	106	90	154	56
Selwood, Adam	MID	\$375,700	-\$10,800	8	83%	0.94	98	92	99	87	64	116	92
Ebert, Brad	MID	\$356,500	\$39,600	8	82%	0.89	93	87	57	99	83	107	68
Embley, Andrew	MID	\$390,700	\$7,800	6	88%	0.83	92	72	84	60			139
Butler, Sam	MID	\$264,200	\$0	2	84%	0.78	85						23
Cox, Dean	RUC	\$391,900	-\$79,600	8	72%	0.92	84	100	102	93	108	96	80
Waters, Beau	DEF	\$295,200	\$142,400	8	81%	0.80	81	83	115	49	66	103	45
Kennedy, Josh J.	FWD	\$320,600	-\$2,900	8	89%	0.70	78	82	72	62	112	80	40
Rosa, Matt	MID	\$292,900	-\$53,600	6	83%	0.73	77	66	72	63	37	90	85
Stevenson, Lewis	MID	\$147,800	\$53,300	3	78%	0.77	73	73	56		79	85	-57
Lynch, Quinten	FWD	\$336,100	-\$50,000	4	96%	0.60	72	67		45	84	71	89
Hansen, Ashley	FWD	\$251,400	\$0	2	86%	0.66	71						41
Hurn, Shannon	DEF	\$280,900	-\$31,500	6	89%	0.62	70	67	55	61	69	82	53
LeCras, Mark	FWD	\$293,600	-\$36,400	7	87%	0.64	69	75	46	77	81	94	38
Naitanui, Nick	RUC	\$268,500	\$36,100	8	74%	0.73	69	63	55	65	81	52	62
Dalziel, Bradd	MID	\$306,400	-\$25,800	4	78%	0.69	67	68	66		70		86
Shuey, Luke	MID	\$140,100	\$45,600	3	75%	0.68	65						-8
Swift, Tom	MID	\$285,700	-\$15,700	6	63%	0.78	62	79		95	75	66	66
McKinley, Ben	FWD	\$256,500	-\$4,600	3	85%	0.57	61	61		30	75	78	33
Mackenzie, Eric	DEF	\$234,500	\$36,500	5	92%	0.52	61	66		71	62	64	44
Jones, Brett	DEF	\$237,600	\$35,000	6	86%	0.55	60	52	61	43			68
Kerr, Daniel	MID	\$257,000	-\$14,600	4	77%	0.60	59						88
McGinnity, Patrick	MID	\$212,900	-\$17,000	7	80%	0.58	59	50	30	56	26	86	42
Selwood, Scott	DEF	\$239,600	-\$11,800	6	81%	0.58	59	51	49	70		35	69
Masten, Chris	MID	\$260,600	-\$33,300	6	68%	0.68	58	43	43	42			104
Hams, Ashton	DEF	\$167,300	\$89,500	5	80%	0.53	54	56	68	68	39	47	35
Brown, Mitchell	DEF	\$236,700	-\$11,900	5	89%	0.47	53	21	21				92
Sheppard, Bradley	DEF	\$133,500	\$0	2	74%	0.54	50	50			35	65	-3
Schofield, Will	DEF	\$174,900	\$21,100	6	90%	0.44	49	47	44	44	37	62	28
Spangher, Matt	DEF	\$219,400	-\$19,100	4	86%	0.44	48	64	64				52
Nicoski, Mark	DEF	\$197,700	-\$19,000	4	66%	0.56	47	49			57	41	45
Glass, Darren	DEF	\$173,600	-\$15,900	8	93%	0.35	41	43	17	49	46	61	19



Best AFL Fantasy Footy guide around

# 2010 AFL PROSPECTUS

Available at  Target. and all good book stores



# WESTERN BULLDOGS

## FREAKO SAYS:

*If you're looking at upgrading to Lindsay Gilbee this week, I would hold off for now. He's got a huge break even score this week and he could drop by as much as \$30,000 even if he reaches his season average of 94 points against the Kangaroos.*

## AFL DREAM TEAM AVERAGE

**1682**  
**(Ranked 3rd)**

### W. Bulldogs AFL Dream Team Points

Player	Pos	Price	Change	Games	TOG%	Pts Per Min	Ave.	Last 4	5	6	7	8	BE
Boyd, Matthew	MID	\$445,800	-\$10,600	6	92%	1.00	111	93			86	100	137
Griffen, Ryan	MID	\$422,400	\$50,100	7	80%	1.06	102	110	118	96	115		95
Cross, Daniel	MID	\$408,000	-\$12,900	8	89%	0.95	101	108	95	108	100	128	68
Giansiracusa, Daniel	FWD	\$450,100	\$71,600	8	84%	0.98	98	119	125	154	142	56	128
Gilbee, Lindsay	DEF / MID	\$405,800	\$44,900	8	87%	0.90	94	104	124	167	55	68	171
Cooney, Adam	MID	\$385,700	-\$11,100	8	84%	0.92	94	92	99	119	63	88	129
Higgins, Shaun	FWD / MID	\$368,400	-\$20,600	8	78%	0.99	93	85	87	68	109	76	82
Lake, Brian	DEF	\$371,800	\$14,900	8	94%	0.79	89	96	80	111	84	110	76
Harbrow, Jarrod	DEF	\$344,400	\$12,000	8	89%	0.75	80	79	72	129	68	45	137
Hahn, Mitch	FWD	\$322,900	\$13,700	8	88%	0.73	77	89	94	121	53	87	94
Eagleton, Nathan	MID	\$341,500	-\$11,400	4	75%	0.87	77	83	114	66		68	114
Grant, Jarrad	FWD	\$197,300	\$100,600	4	77%	0.85	76	76	58	92	70	83	-10
Murphy, Robert	FWD	\$299,300	-\$51,500	8	80%	0.78	74	72	72	96	65	56	96
Akermanis, Jason	FWD	\$335,800	-\$77,400	7	74%	0.84	74	84	74	96	82	83	78
Moles, Brodie	MID	\$173,600	\$89,800	4	74%	0.82	74	102	102				-25
Hall, Barry	FWD	\$283,800	\$2,600	8	90%	0.68	73	78	98	43	42	130	34
Hill, Josh	FWD	\$301,200	-\$32,300	6	86%	0.67	71	74			95	52	71
Johnson, Brad	FWD	\$392,800	-\$38,600	3	77%	0.76	70	76	83	68			134
Hudson, Ben	RUC	\$267,900	-\$5,600	8	72%	0.76	66	69	64	44	92	77	25
Everitt, Andrejs	DEF	\$259,500	\$22,200	7	80%	0.68	65	74	66	77	79		32
Hargrave, Ryan	DEF	\$293,400	-\$116,100	7	74%	0.66	58	72		108	51	58	104
Minson, Will	RUC	\$258,900	-\$37,100	5	74%	0.64	58	57				57	79
Stack, Brennan	FWD	\$188,900	\$0	2	75%	0.59	53	53			35	70	32
Roughead, Jordan	RUC	\$94,500	\$0	2	61%	0.75	52	52	64	39			-34
Williams, Tom	DEF	\$200,500	\$20,700	8	73%	0.56	49	53	68	63	32	47	66
Morris, Dale	DEF	\$200,400	-\$26,700	7	98%	0.41	48	49	31	61	45	60	40
Addison, Dylan	MID	\$196,100	-\$13,300	6	77%	0.52	47	45	54	58	12	54	76
Picken, Liam	MID	\$228,100	-\$20,200	3	88%	0.38	41						79



Best AFL Fantasy Footy guide around

# 2010 AFL PROSPECTUS

Available at  Target. and all good book stores

