



CHAMPION/DATA/ISSUE 7

Hi and welcome to the seventh edition of the Fantasy Freako's rave for 2010. There were plenty of injuries this round which will stretch teams this week. If you've managed your trades well, don't be afraid to use them for cover. Trade wisely and good luck to all this week.

BLUES BLITZ, SAINTS HIT THE SKIDZ

Carlton ended a 12-match losing streak against St Kilda last week after it smashed them to the tune of 61 points – its biggest ever win over the Saints since Round 13, 1994, while its score of 129 points was also its biggest against them since Round 20, 2001. They ran them off their feet, recording 1,893 points for the match, which was the most of any team for the round. They in turn kept St Kilda to a paltry 1,405 points which was one of their lowest scores for some time.

For St Kilda, it was its biggest loss since the preliminary final against Hawthorn in 2008, which proves life's pretty tough without Rooney. Ever since Nick Riewoldt has gone down, we have seen a drastic drop off in their numbers, going from the fourth ranked team for goals from Rounds 1-3 to 15th overall from Rounds 4-7. They have also fallen from being the No.1 ranked team for marks in the opening three rounds to seventh from Rounds 4-7.

Round 7 scores

	Team	DT Points	Season Avg.
1	Carlton	1,893	1,676
2	Collingwood	1,838	1,660
3	Geelong	1,825	1,757
4	Essendon	1,781	1,636
5	Adelaide	1,660	1,502
6	Melbourne	1,648	1,644
7	Fremantle	1,645	1,567
8	Port Adelaide	1,605	1,560
9	North Melbourne	1,580	1,523
10	Western Bulldogs	1,575	1,686
11	West Coast	1,476	1,500
12	Hawthorn	1,472	1,543
13	Richmond	1,471	1,339
14	Brisbane	1,450	1,553
15	St Kilda	1,405	1,658
16	Sydney	1,330	1,585

OFF TO A FLYER!

In the wake of Gary Ablett's exhilarating 167 points last week against the Swans, the question was raised about what the highest ever score is in AFL Dream Team. For all those historical buffs out there, Matthew Lloyd holds the record with a whopping 198 points against the Sydney Swans in Round 3, 1999. He finished the match with 26 disposals, 14 marks and 14.3 – a performance which is likely to stand for a very long time.

As good as Ablett's score was, it wasn't as good as Joel Selwood's 185-point game against the Hawks in Round 17 last season, which remains the third-highest score on record. Below are the highest scores in Dream Team since 1999, but take note though, only current AFL listed players are included.

Highest AFL Dream Team scores since 1999

Player	Club	Opposition	Season	Round	DT Points
Joel Selwood	GEE	HAW	2009	17	185
Jimmy Bartel	GEE	PORT	2005	16	183
Chris Judd	WCE	BRIS	2006	5	177
Brent Stanton	ESS	BRIS	2008	15	174
Jonathan Brown	BRIS	HAW	2006	7	173
Ryan O'Keefe	SYD	CAR	2009	16	173
Jason Akermanis	BRIS	GEE	2005	13	173
Adam Cooney	WB	AC	2006	20	170
Matthew Pavlich	FRE	ESS	2007	19	168
Lindsay Gilbee	WB	STK	2010	6	167
Gary Ablett	GEE	SYD	2010	7	167
Leigh Montagna	STK	WCE	2009	15	166
Matthew Priddis	WCE	NM	2007	10	166
Tyson Edwards	AC	ESS	2009	11	166
Kane Cornes	PORT	HAW	2007	20	164

ADELAIDE CROWS

FREAKO SAYS:


AFL DREAM TEAM AVERAGE

I wouldn't hesitate in picking up Scott Thompson at that price. He scored a season-high 121 points last week against the Tigers and he should have plenty of big scores left in him.

1502
(Ranked 14th)

Adelaide AFL Dream Team Points

Player	Pos	Price	Change	Games	TOG%	Pts Per Min	Ave.	Last 4	4	5	6	7	BE
Thompson, Scott	MID	\$386,700	-\$43,500	7	85%	0.90	92	96	88	108	68	121	91
Edwards, Tyson	MID	\$392,200	-\$32,900	7	83%	0.91	91	98	105	97	112	76	96
Vince, Bernie	MID	\$383,600	-\$57,800	7	83%	0.88	87	91	90	94	72	109	97
Reilly, Brent	MID	\$360,700	\$32,400	7	84%	0.85	86	94	74	95	110	98	54
Johncock, Graham	DEF	\$356,900	-\$1,200	4	83%	0.84	84	84	61	81	102	93	64
Goodwin, Simon	DEF	\$342,900	-\$50,700	7	86%	0.78	81	79	66	82	61	108	80
Knights, Chris	FWD	\$359,200	-\$12,800	3	85%	0.80	80	86	105	66			89
Burton, Brett	FWD	\$282,500	\$53,100	6	80%	0.76	74	70	85	82	54	59	92
Maric, Ivan	RUC	\$270,900	\$30,500	6	82%	0.74	73	68	52	65	74	80	42
McLeod, Andrew	DEF	\$299,300	-\$38,000	7	85%	0.70	72	78	80	65	83	83	51
Douglas, Richard	FWD	\$278,900	-\$10,100	7	79%	0.73	70	71	58	54	65	108	29
van Berlo, Nathan	MID	\$305,000	-\$38,100	4	84%	0.67	69	69		51	51	105	65
Schmidt, Chris	DEF	\$203,700	\$109,200	5	78%	0.74	69	66	60	67	71	67	10
Mackay, David	MID	\$306,400	-\$14,400	4	84%	0.68	68	51	51				82
Bock, Nathan	DEF	\$311,000	-\$75,400	5	86%	0.64	67	63			52	74	99
Porplyzia, Jason	FWD	\$296,800	-\$36,100	6	87%	0.64	67	68	40	77	97	58	60
Walker, Taylor	FWD	\$235,100	\$14,100	4	84%	0.65	65	62	62				46
Doughty, Michael	DEF / MID	\$282,400	-\$99,900	7	89%	0.57	62	54	50	72	47	48	110
Stevens, Scott	DEF / FWD	\$268,000	-\$6,600	3	71%	0.70	62	70			98	42	54
Dangerfield, Patrick	FWD / MID	\$228,700	-\$3,300	5	78%	0.66	61	54	56	51			59
Davis, Phil	DEF / FWD	\$162,700	\$68,200	4	85%	0.57	59	59	69	71	56	40	22
Tippett, Kurt	FWD / RUC	\$252,800	-\$66,600	7	86%	0.54	56	65	46	68	64	83	36
Rutten, Ben	DEF	\$239,800	-\$24,000	7	100%	0.46	56	56	38	63	63	61	50
Jaensch, Matthew	FWD	\$77,800	\$0	2	77%	0.55	53	53			68	38	-50
Griffin, Jonathon	RUC	\$210,900	\$0	1	71%	0.60	53						
Petrenko, Jared	DEF	\$201,200	\$6,400	7	81%	0.54	53	49	42	36	49	68	29
Cook, Myke	MID	\$218,800	\$21,100	7	75%	0.58	52	55	52	83	44	41	74
Sloane, Rory	MID	\$175,800	\$0	1	38%	0.88	42						
Armstrong, Tony	MID	\$94,500	\$0	1	74%	0.39	36						
Young, Will	DEF	\$94,500	\$0	1	83%	0.36	36						
Hentschel, Trent	FWD	\$217,900	-\$26,400	3	59%	0.49	35						95
Henderson, Ricky	FWD / DEF	\$94,500	\$0	1	68%	0.41	33	33		33			
Sellar, James	RUC	\$163,600	\$0	1	27%	0.73	24						



Best AFL Fantasy Footy guide around

2010 AFL PROSPECTUS

Available at Target. and all good book stores



BRISBANE LIONS

FREAKO SAYS:

Not only did the Lions go down to the Dockers last week, they lost Josh Drummond for the season and Jared Brennan for at least six weeks. Damn those injuries!.

AFL DREAM TEAM AVERAGE

1553
(Ranked 11th)

Brisbane Lions AFL Dream Team Points

Player	Pos	Price	Change	Games	TOG%	Pts Per Min	Ave.	Last 4	4	5	6	7	BE
Rischitelli, Michael	MID	\$369,800	\$60,200	7	79%	0.98	97	91	89	97	91	87	90
Brown, Jonathan	FWD	\$342,800	-\$73,000	7	97%	0.77	92	68	87	38	96	52	101
Brennan, Jared	FWD / MID	\$348,200	-\$24,800	6	77%	0.95	90	76	108	69	59	66	127
Power, Luke	MID	\$361,600	-\$59,200	6	88%	0.78	85	78	110		40	84	138
Black, Simon	MID	\$359,600	-\$38,000	6	72%	0.95	85	105		107	70	137	54
Johnstone, Travis	MID	\$324,800	-\$3,200	7	87%	0.73	79	77	92	107	45	62	128
Selwood, Troy	MID	\$214,400	\$0	2	76%	0.83	79	79	73		85		-3
Fevola, Brendan	FWD	\$327,100	-\$66,200	7	99%	0.61	74	76	84	90	77	51	109
Sherman, Justin	MID	\$332,100	-\$46,600	5	89%	0.67	74	75	69			81	91
Drummond, Josh	DEF	\$307,300	-\$26,200	7	80%	0.74	73	64	67	93	69	26	128
Hawksley, James	DEF	\$244,700	\$45,200	4	88%	0.65	72	74	71	81		70	26
Maguire, Matt	DEF	\$239,300	\$137,600	6	81%	0.72	72	63	41	94	54		25
Rockliff, Tom	FWD	\$181,000	\$79,900	4	78%	0.72	70	64	78	52		63	16
Leuenberger, Matthew	RUC	\$281,100	\$79,000	7	71%	0.79	70	71	89	96	47	53	104
Clark, Mitch	RUC	\$341,900	-\$72,900	5	72%	0.77	69	85		82	87		79
Redden, Jack	MID	\$282,000	\$16,100	7	82%	0.68	69	66	57	64	92	52	60
Banfield, Todd	MID	\$238,300	\$143,800	7	82%	0.67	68	68	70	56	90	57	26
Polkinghorne, James	FWD	\$255,800	\$21,200	5	85%	0.63	67	64	54	73	63	66	56
Rich, Daniel	MID	\$281,300	-\$57,800	7	80%	0.67	66	64	51	53	65	87	52
Stiller, Cheynee	MID	\$285,400	\$0	2	76%	0.69	66	81				81	76
Raines, Andrew	DEF	\$260,900	\$42,700	6	84%	0.63	65	72	80	65	70		54
McGrath, Ashley	DEF	\$272,400	-\$36,400	6	90%	0.57	64	66		56	53	88	56
Staker, Brent	FWD / MID	\$237,900	\$2,800	7	94%	0.52	61	53	62	53	50	48	74
Patfull, Joel	DEF	\$240,100	\$15,800	6	84%	0.53	55	57	53	89	30		55
Proud, Albert	MID	\$223,800	\$0	2	68%	0.62	52	52	71	33			58
Adcock, Jed	DEF	\$320,100	-\$51,300	3	56%	0.63	44	63				63	130
Merrett, Daniel	DEF	\$194,400	-\$4,900	5	86%	0.39	42	36	56	16			69
Austin, Matt	DEF / MID	\$183,800	\$0	2	80%	0.37	38	38			31	44	58
Buchanan, Amon	FWD	\$268,400	\$0	2	44%	0.61	34	54			54		128
Hanley, Pearce	DEF	\$118,600	\$0	1	78%	0.33	32	32				32	



Best AFL Fantasy Footy guide around

2010 AFL PROSPECTUS

Available at  Target. and all good book stores



CARLTON

FREAKO SAYS:


AFL DREAM TEAM AVERAGE

If you've had Jordan Russell in your team from the start of the year, well done. He racked up a career-high 152 points last week against the Saints, which was 43 more points than his previous best score.

1676
(Ranked 3rd)

Carlton AFL Dream Team Points

Player	Pos	Price	Change	Games	TOG%	Pts Per Min	Ave.	Last 4	4	5	6	7	BE
Bower, Paul	DEF	\$313,100	\$0	2	92%	0.98	112	105			105		4
Simpson, Kade	MID	\$435,900	\$44,000	7	87%	1.05	110	108	143	91	111	88	117
Judd, Chris	MID	\$426,800	\$12,200	4	85%	1.06	109	109	121	108	110	98	101
Murphy, Marc	MID	\$424,300	-\$25,900	7	82%	1.00	100	105	144	89	110	78	120
Scotland, Heath	DEF	\$387,800	\$8,500	7	84%	0.98	100	96	80	108	83	113	85
Carrazzo, Andrew	DEF / MID	\$391,700	\$17,600	7	82%	0.99	99	98	95	104	95	99	90
Gibbs, Bryce	MID	\$405,100	-\$64,900	7	89%	0.88	95	97	92	105	103	87	104
Russell, Jordan	DEF	\$367,900	\$43,400	7	89%	0.85	93	109	82	103	97	152	18
Betts, Eddie	FWD	\$324,500	\$50,200	7	87%	0.81	86	91	89	88	52	134	49
Waite, Jarrad	DEF / FWD	\$333,900	-\$9,700	4	85%	0.79	82	91				91	82
Houlihan, Ryan	FWD	\$309,900	-\$7,400	7	89%	0.73	79	76	93	73	58	81	86
Kreuzer, Matthew	RUC	\$321,800	-\$8,700	7	67%	0.97	79	79	88	75	81	73	79
Walker, Andrew	MID	\$322,500	\$4,400	5	86%	0.72	75	93	134	52			48
White, Simon	DEF	\$177,900	\$100,100	4	84%	0.72	74	74	74	58	84	78	-33
Johnson, Chris	DEF	\$262,800	\$0	1	73%	0.82	73	73				73	
Lucas, Kane	MID	\$213,800	\$100,300	5	71%	0.84	72	74	93	52	64	86	5
Garlett, Jefferey	FWD	\$258,800	\$20,500	4	80%	0.74	72	72	77	93	36	82	70
McLean, Brock	MID	\$293,700	-\$74,200	5	66%	0.82	67	64		75	53		85
Thornton, Bret	DEF	\$303,400	-\$47,000	4	93%	0.58	66	67				67	99
O'hAilpin, Setanta	DEF / FWD	\$240,700	\$35,600	7	89%	0.60	65	61	36	53	103	53	19
Jacobs, Sam	RUC	\$196,600	\$0	2	55%	0.93	64	64			45	83	15
Yarran, Chris	FWD	\$245,700	\$31,100	7	76%	0.68	63	65	50	64	76	71	31
Anderson, Joe	DEF	\$193,300	\$0	2	78%	0.63	61						19
Robinson, Mitch	MID	\$253,200	-\$4,700	4	75%	0.65	59	28	28				85
Armfield, Dennis	DEF	\$234,100	\$14,700	6	84%	0.55	56	65	55	63	60	82	28
Warnock, Robert	RUC	\$157,700	\$55,900	5	53%	0.79	51	47	51	43			20
Henderson, Lachie	DEF / FWD	\$219,200	-\$6,800	6	89%	0.47	51	43	71	20	38		101
Joseph, Aaron	MID	\$188,900	-\$36,800	7	83%	0.43	43	48	36	48	49	60	28
Jamison, Michael	DEF	\$172,100	\$7,800	7	93%	0.36	41	49	57	27	47	64	14



Best AFL Fantasy Footy guide around

2010 AFL PROSPECTUS

Available at  Target. and all good book stores



COLLINGWOOD

FREAKO SAYS:

The Magpies are on fire and so too is Luke Ball. After I wrote him off a few weeks ago, he's hit back with scores 124 and 113 points. He plays his 150th AFL match this week, so let's hope he has another blinder.

AFL DREAM TEAM AVERAGE

1660
(Ranked 4th)

Collingwood AFL Dream Team Points

Player	Pos	Price	Change	Games	TOG%	Pts Per Min	Ave.	Last 4	4	5	6	7	BE
Swan, Dane	MID	\$469,300	-\$54,200	7	80%	1.16	115	116	119	83	140	123	77
Wellingham, Sharrod	MID	\$362,300	\$76,100	6	78%	1.01	98	105	82	123	110		30
Thomas, Dale	FWD	\$384,000	\$47,700	7	81%	0.96	97	101	110	96	93	106	79
Pendlebury, Scott	MID	\$412,600	-\$42,100	7	76%	1.01	96	101	108	97	115	84	100
Shaw, Heath	DEF	\$359,000	-\$6,400	6	91%	0.84	95	91	111	87	51	113	96
Didak, Alan	FWD / MID	\$392,700	-\$58,600	7	78%	0.93	91	98	89	106	87	109	89
Ball, Luke	MID	\$370,800	\$4,300	7	72%	1.01	90	95	62	81	124	113	32
Dawes, Chris	FWD	\$263,100	\$29,300	3	87%	0.78	85	85		83	107	65	19
Sidebottom, Steele	MID	\$335,000	\$80,400	7	76%	0.90	85	91	112	76	81	95	67
Beams, Dayne	MID	\$347,500	\$13,800	6	75%	0.90	84	89	89	106	76	86	90
Cloke, Travis	FWD	\$358,400	\$8,300	7	89%	0.74	82	88	90	97	108	57	95
Johnson, Ben	MID	\$321,600	\$27,600	6	76%	0.85	80	86	81	97	73	92	68
Maxwell, Nick	DEF	\$284,500	-\$47,500	7	92%	0.63	72	63	73	47	71	61	74
Lockyer, Tarkyn	FWD	\$351,400	-\$58,400	4	89%	0.63	70	74	74				139
Davis, Leon	FWD / MID	\$299,200	-\$136,200	7	81%	0.67	68	68	94	56	32	91	94
O'Bree, Shane	MID	\$338,300	-\$23,600	3	74%	0.72	67	97				97	115
O'Brien, Harry	DEF	\$257,400	-\$15,600	7	97%	0.54	65	59	62	72	44	58	85
Medhurst, Paul	FWD	\$259,900	-\$29,300	7	83%	0.62	64	67	73	48	71	76	41
Jolly, Darren	RUC	\$299,600	-\$81,900	7	74%	0.68	63	74	87	69	55	86	76
Macaffer, Brent	FWD	\$225,800	\$21,900	5	87%	0.58	62	65	70	37	68	83	13
Toovey, Alan	DEF	\$259,800	\$11,600	7	96%	0.49	59	70	51	89	75	65	48
McCarthy, John	MID	\$202,100	\$0	1	74%	0.66	59						
Fraser, Josh	RUC	\$286,600	-\$99,200	6	59%	0.79	58	63	49	99	40		69
Wood, Cameron	RUC	\$320,000	\$0	1	71%	0.64	58	58				58	
Anthony, John	FWD	\$305,900	\$0	2	86%	0.50	54						114
Reid, Ben	FWD	\$168,000	-\$1,200	4	92%	0.40	46	45		18	41	76	5
Brown, Nathan J.	DEF	\$162,100	\$500	3	95%	0.34	40	40		47	30	44	44
Brown, Leigh	DEF / FWD	\$193,000	-\$36,800	4	83%	0.37	39	30	30				71
Prestigiacomo, Simon	DEF	\$134,600	-\$10,400	3	88%	0.23	26	31	31				44



Best AFL Fantasy Footy guide around

2010 AFL PROSPECTUS

Available at  Target. and all good book stores



ESSENDON

FREAKO SAYS:

AFL DREAM TEAM AVERAGE

With scores of 146 and 133 points against the Saints last season, Jobe Watson could be a good captain choice this week.

1636
(Ranked 7th)

Essendon AFL Dream Team Points

Player	Pos	Price	Change	Games	TOG%	Pts Per Min	Ave.	Last 4	4	5	6	7	BE
Stanton, Brent	MID	\$476,800	\$33,200	6	78%	1.24	119	123		139	127	102	117
Prismall, Brent	MID	\$431,400	\$11,800	4	72%	1.19	108	118			128	108	77
Lovett-Murray, Nathan	DEF	\$378,900	\$49,000	5	77%	1.06	101	102	84	84	137	103	35
Watson, Jobe	MID	\$398,400	-\$1,500	7	79%	0.97	94	105	105	85	122	107	60
Monfries, Angus	FWD	\$327,500	\$3,700	5	89%	0.78	87	89		65	72	130	35
Reimers, Kyle	FWD	\$306,100	\$28,000	4	82%	0.80	81	65	64	65			93
Hille, David	RUC	\$333,400	\$96,100	7	78%	0.83	80	93	114	87	113	57	72
Winderlich, Jason	MID	\$344,400	-\$69,100	7	78%	0.83	80	87	85	43	117	104	29
Hocking, Heath	MID	\$318,300	-\$300	7	84%	0.77	80	71	80	78	65	59	107
Houli, Bachar	DEF / MID	\$297,700	\$0	2	80%	0.79	79	69	69				58
Ryder, Patrick	RUC	\$329,300	-\$31,000	7	81%	0.77	78	84	80	54	104	99	36
Dyson, Ricky	MID	\$312,400	\$2,800	6	85%	0.73	77	61	60	69	53		104
Dempsey, Courtenay	DEF	\$302,400	\$36,400	7	84%	0.73	77	76	57	78	83	86	50
Zaharakis, David	MID	\$297,200	\$15,100	7	82%	0.72	74	78	93	66	78	74	63
Fletcher, Dustin	DEF	\$317,300	\$10,800	7	91%	0.65	74	82	61	86	96	85	49
Howlett, Ben	MID	\$133,900	\$56,100	3	74%	0.76	71	77				77	-43
Welsh, Andrew	MID	\$299,600	-\$74,800	6	79%	0.71	70	75	57	59	110		48
Pears, Tayte	DEF	\$260,900	\$21,600	5	90%	0.61	68	64	46	81			62
McVeigh, Mark	MID	\$268,700	\$300	4	90%	0.61	68	69		40	84	84	27
Davey, Alwyn	FWD	\$275,200	-\$1,800	4	81%	0.64	65	83			76	90	34
Colyer, Travis	MID	\$134,400	\$44,900	3	73%	0.71	64	62	73	50			-26
Lonergan, Sam	MID	\$266,600	-\$8,200	4	89%	0.56	63	66	43		84	70	39
Melksham, Jake	MID	\$174,600	\$53,100	4	72%	0.68	61	63	59	42		87	-2
Hooker, Cale	DEF	\$245,300	-\$36,200	7	90%	0.54	60	59	64	62	34	75	69
Gumbleton, Scott	FWD	\$229,900	\$135,400	7	84%	0.56	59	66	33	96	69	64	34
Hurley, Michael	DEF / FWD	\$252,500	-\$20,800	4	85%	0.52	55	55	47	28	87	58	38
Slattery, Henry	MID	\$229,500	-\$27,500	7	84%	0.51	53	53	60	47	81	23	62
Atkinson, Jarrod	DEF	\$240,800	\$0	2	70%	0.60	53	53			66	39	70
Myers, David	DEF	\$188,900	\$0	1	76%	0.53	50						
Neagle, Jay	FWD	\$202,100	\$0	1	72%	0.46	42						
Williams, Mark	FWD	\$220,600	-\$43,700	4	85%	0.37	39	45	45				62



Best AFL Fantasy Footy guide around

2010 AFL PROSPECTUS

Available at  Target. and all good book stores



FREMANTLE

FREAKO SAYS:

What a remarkable debut season Michael Barlow is having. He ranks fourth in the competition for disposals per minute and is averaging 100 points per match. What a star!

AFL DREAM TEAM AVERAGE

1567
(Ranked 9th)

Fremantle AFL Dream Team Points

Player	Pos	Price	Change	Games	TOG%	Pts Per Min	Ave.	Last 4	4	5	6	7	BE
Pavlich, Matthew	FWD / MID	\$422,300	\$17,400	7	95%	0.87	104	109	94	87	119	136	51
Sandilands, Aaron	RUC	\$418,000	-\$1,800	7	91%	0.90	103	104	113	104	88	110	105
Barlow, Michael	MID	\$330,200	\$224,400	7	75%	1.04	100	99	78	115	108	95	36
Broughton, Greg	DEF	\$356,500	-\$28,700	7	90%	0.78	89	87	88	91	82	85	91
Duffield, Paul	DEF	\$370,200	-\$22,500	7	92%	0.75	88	90	135	79	87	59	122
Bradley, Kepler	DEF / RUC	\$283,000	\$0	1	69%	1.00	87	87				87	
Mundy, David	MID	\$356,800	\$10,900	7	79%	0.84	84	95	102	96	92	89	78
Palmer, Rhys	MID	\$277,700	\$0	2	63%	1.01	82	82			66	98	37
Hill, Stephen	MID	\$292,700	\$37,600	7	83%	0.74	78	76	89	51	63	102	47
Hasleby, Paul	MID	\$323,400	-\$35,100	7	69%	0.88	78	77	45	89	75	98	61
Ballantyne, Hayden	FWD	\$270,600	\$32,200	7	79%	0.71	71	64	29	94	62	70	64
McPharlin, Luke	DEF / FWD	\$272,000	-\$4,800	7	98%	0.56	70	62	88	67	64	30	103
Mayne, Chris	FWD	\$259,200	\$38,400	7	83%	0.65	68	66	56	61	72	73	43
Silvagni, Alex	DEF	\$218,100	\$140,300	6	80%	0.66	67	69	83	62	61		35
Johnson, Michael	DEF	\$267,000	-\$64,300	7	88%	0.60	67	60	64	25	82	70	42
Crowley, Ryan	MID	\$263,100	\$20,700	7	85%	0.61	66	65	54	78	57	72	62
Hayden, Roger	DEF	\$256,100	\$11,700	7	81%	0.63	64	64	105	52	52	47	87
Fyfe, Nathan	FWD	\$133,500	\$44,000	3	71%	0.70	63	63		66	60	63	-26
McPhee, Adam	FWD / DEF	\$291,000	-\$49,800	7	76%	0.63	61	73	59	97	53	84	74
Pearce, Clancee	DEF	\$246,600	\$0	2	77%	0.63	60	60	90	30			59
Morabito, Anthony	MID	\$214,500	\$69,000	7	69%	0.68	60	52	47	42	54	63	39
Suban, Nick	DEF	\$239,200	-\$1,700	3	69%	0.64	57						95
Headland, Des	FWD	\$272,700	-\$41,900	4	76%	0.56	54	37	37				97
Tarrant, Chris	DEF	\$200,900	-\$23,600	6	98%	0.43	53	46	62	27	52	43	51
Robertson, Dylan	DEF	\$89,500	\$0	2	61%	0.61	48	48			57	39	-31
van Berlo, Jay	MID	\$170,700	-\$23,700	5	88%	0.36	40	41	28	53			43
DeBoer, Matthew	MID	\$192,300	-\$49,900	5	83%	0.35	37	41	52	37	43	32	64
Ibbotson, Garrick	MID	\$313,800	\$0	2	62%	0.42	33						163
Dodd, Steven	DEF	\$267,400	\$0	1	73%	0.23	22						



Best AFL Fantasy Footy guide around

2010 AFL PROSPECTUS

Available at Target. and all good book stores



GEELONG CATS

FREAKO SAYS:

AFL DREAM TEAM AVERAGE

Don't take too much notice of Jimmy Bartel's 49 points against the Lions at the Gabba in Round 15 last season. He came into the game with an injury cloud and just wasn't himself. Expect a better output this week.

1757
(Ranked 1st)

Geelong Cats AFL Dream Team Points

Player	Pos	Price	Change	Games	TOG%	Pts Per Min	Ave.	Last 4	4	5	6	7	BE
Ablett, Gary	MID	\$549,400	\$27,400	6	91%	1.22	137	148	133	145		167	86
Chapman, Paul	FWD / MID	\$505,700	\$11,200	7	86%	1.14	123	128	127	103	140	140	87
Bartel, Jimmy	MID	\$444,500	-\$35,700	7	88%	0.98	108	105	109	116	96	98	128
Podsiadly, James	FWD	\$256,700	\$178,900	5	86%	0.90	97	100	115	60	105	118	-37
Corey, Joel	MID	\$433,400	-\$35,200	4	80%	0.95	96	125	125				106
Kelly, James	DEF / MID	\$391,400	\$18,500	7	86%	0.89	96	101	102	92	127	83	74
Selwood, Joel	MID	\$393,300	-\$60,100	7	80%	0.95	95	95	60	86	126	107	52
Johnson, Steve	FWD	\$381,400	-\$55,500	7	87%	0.85	92	101	103	35	153	111	13
Enright, Corey	DEF	\$367,900	-\$26,400	7	89%	0.82	91	88	106	58	105	83	79
Milburn, Darren	DEF	\$360,200	\$5,000	5	83%	0.84	86	90	79	100	87	94	80
Varcoe, Travis	FWD	\$276,100	\$0	2	78%	0.84	82	82			84	80	36
Mackie, Andrew	DEF	\$331,200	-\$33,900	7	90%	0.70	79	82	69	69	96	93	51
Byrnes, Shannon	FWD	\$294,800	-\$80,300	7	83%	0.76	79	66	69	27	105	62	47
Taylor, Harry	DEF	\$303,500	\$30,400	7	88%	0.69	76	73	109	62	60	61	99
Mooney, Cameron	FWD	\$305,700	-\$23,000	6	88%	0.70	76	72	90	28	106	62	54
Ling, Cameron	MID	\$317,400	-\$71,100	7	86%	0.71	76	73	116	53	55	67	108
Duncan, Mitch	FWD / MID	\$226,200	\$136,700	5	77%	0.76	74	85	89		80		-5
Ottens, Brad	RUC	\$252,200	\$13,200	5	65%	0.84	67	56	58	51	60		72
Hawkins, Tom	FWD	\$254,200	-\$42,300	7	84%	0.60	63	64	78	28	76	75	33
Hunt, Josh	DEF	\$224,600	\$60,500	7	83%	0.59	60	58	59	40	64	67	32
Wojcinski, David	DEF	\$262,700	\$4,400	7	78%	0.61	60	69	82	70	76	48	66
Hogan, Simon	MID	\$255,800	-\$6,500	3	70%	0.68	59	59		40	65	71	49
Simpson, Dawson	RUC	\$94,500	\$0	1	45%	0.95	56						
Loneragan, Tom	FWD	\$220,900	\$18,300	7	91%	0.48	54	51	65	56	55	28	77
Scarlett, Matthew	DEF	\$257,900	-\$29,300	3	95%	0.37	44	40				40	106
Blake, Mark	RUC	\$175,900	-\$69,700	7	55%	0.61	42	41	45	24	24	70	34
Djerrkura, Nathan	MID	\$193,300	\$0	1	65%	0.47	40						
Gamble, Ryan	FWD	\$234,300	\$0	1	71%	0.40	38						
Rooke, Max	FWD	\$274,000	\$0	1	74%	0.42	36	36		36			
Motlop, Steven	FWD	\$94,500	\$0	1	17%	0.65	13						



Best AFL Fantasy Footy guide around
2010 AFL PROSPECTUS

Available at Target. and all good book stores

AVAILABLE NOW!
STOCKS LIMITED
\$39.95
I.F.P.

HAWTHORN

FREAKO SAYS:


AFL DREAM TEAM AVERAGE

The Hawks should regain key duo Sam Mitchell and Lance Franklin for this week's clash with the Tigers. What a relief!

1543
(Ranked 12th)

Hawthorn AFL Dream Team Points

Player	Pos	Price	Change	Games	TOG%	Pts Per Min	Ave.	Last 4	4	5	6	7	BE
Hodge, Luke	DEF / MID	\$416,400	\$49,600	7	85%	1.02	109	99	114	110	84	87	131
Mitchell, Sam	MID	\$429,500	-\$19,700	4	86%	0.91	97	66	66				133
Franklin, Lance	FWD	\$355,600	\$700	4	100%	0.71	87	103		98	108		52
Birchall, Grant	DEF	\$337,000	\$9,100	7	83%	0.83	86	83	89	96	44	101	99
Lewis, Jordan	MID	\$349,000	-\$62,600	7	77%	0.86	83	85	63	112	59	104	90
Sewell, Brad	MID	\$414,400	-\$31,700	3	83%	0.77	81	81		82	77	83	140
Ellis, Xavier	DEF	\$307,000	\$1,400	7	77%	0.79	76	71	83	90	42	70	111
Roughead, Jarryd	FWD	\$286,600	-\$35,100	7	97%	0.63	76	69	54	63	39	119	50
Rioli, Cyril	FWD	\$297,300	-\$37,600	6	80%	0.75	75	62	68	52	61	67	88
Guerra, Brent	DEF	\$315,100	\$1,800	7	74%	0.78	73	73	61	113	53	66	109
Kayler-Thomson, Jarrod	MID	\$133,400	\$55,600	3	69%	0.83	71	74		101	46		-50
Young, Clinton	MID	\$253,000	\$21,700	4	76%	0.73	70	70	72	37	96	73	14
Bateman, Chance	MID	\$312,100	-\$64,000	6	77%	0.72	69	73	118	47	83	42	101
Renouf, Brent	RUC	\$261,600	\$48,900	6	78%	0.71	69	72	60		78	79	33
Whitecross, Brendan	DEF	\$283,100	-\$28,500	4	78%	0.68	67	67	87	51	51	79	75
Muston, Beau	MID	\$279,300	\$0	1	72%	0.69	66	66				66	
Brown, Campbell	DEF	\$265,000	\$16,600	7	93%	0.57	66	76	89	64	62	87	43
Gilham, Stephen	DEF	\$267,900	\$24,500	7	98%	0.53	64	70	86	94	39	59	96
Morton, Jarryd	FWD / MID	\$264,900	-\$26,000	5	89%	0.57	64	58	69			46	77
Moss, Garry	MID	\$268,300	-\$2,400	3	82%	0.63	64	39	39				84
Peterson, Carl	FWD	\$198,700	\$104,200	6	68%	0.74	64	48	41	30		73	41
Suckling, Matt	DEF	\$184,000	\$25,800	3	76%	0.66	63	40				40	28
Murphy, Thomas	DEF	\$243,800	-\$23,100	6	88%	0.56	60	57	85	37	50		90
Ladson, Rick	DEF / MID	\$221,400	\$36,300	7	80%	0.60	60	51	49	66	42	46	73
Stratton, Benjamin	DEF	\$193,600	\$104,100	5	98%	0.48	59	58	41	98	54	38	48
Schoenmakers, Ryan	DEF	\$205,100	\$23,300	7	82%	0.56	57	45	54	47	56	21	72
Osborne, Michael	FWD / MID	\$243,400	-\$50,700	5	76%	0.55	52	53	51	48	60		68
Shiels, Liam	MID	\$219,500	-\$31,000	5	82%	0.50	51	40		49	44	26	89
Hooper, Rhan	FWD	\$237,300	\$0	2	49%	0.79	47						78
Gibson, Josh	DEF	\$272,600	-\$31,000	3	65%	0.56	45						147



Best AFL Fantasy Footy guide around

2010 AFL PROSPECTUS

Available at Target. and all good book stores



MELBOURNE

FREAKO SAYS:

Tom Scully has been awarded this week's NAB Rising Star award after his eye-catching performance last week against the Bulldogs. He racked up 39 disposals for the match, of which an amazing 18 came in the last quarter.

AFL DREAM TEAM AVERAGE

1644
(Ranked 6th)

Melbourne AFL Dream Team Points

Player	Pos	Price	Change	Games	TOG%	Pts Per Min	Ave.	Last 4	4	5	6	7	BE
McDonald, James	MID	\$407,200	\$59,600	7	77%	1.12	103	102	120	90	113	86	96
Green, Brad	MID	\$409,000	\$29,300	7	88%	0.96	101	98	116	89	114	74	109
Bruce, Cameron	MID	\$391,000	-\$18,600	7	89%	0.85	91	100	97	102	96	105	82
McKenzie, Jordie	MID	\$308,000	\$105,300	6	71%	1.05	90	88	92	87		84	52
Sylvia, Colin	FWD / MID	\$388,900	-\$29,800	4	87%	0.83	89	89	125	112	68	49	165
Moloney, Brent	MID	\$377,400	-\$11,200	7	78%	0.93	88	91	131	103	65	66	143
Grimes, Jack	DEF	\$358,500	-\$33,800	7	89%	0.82	88	87	82	58	128	79	53
Dunn, Lynden	MID	\$336,700	\$18,000	7	83%	0.85	85	86	85	56	115	89	40
Davey, Aaron	MID	\$349,400	-\$38,500	7	70%	0.99	83	82	70	81	94	83	76
Bate, Matthew	FWD	\$344,500	-\$3,700	7	88%	0.75	79	88	109	108	40	94	116
Jones, Nathan	MID	\$331,900	-\$500	7	80%	0.81	78	88	95	81	72	105	64
Bail, Rohan	MID	\$158,600	\$57,100	3	89%	0.73	78	79	79				-51
Trengove, Jack	MID	\$290,000	\$136,500	7	82%	0.78	77	81	64	108	59	91	60
Petterd, Ricky	FWD / MID	\$309,300	-\$4,000	6	85%	0.75	77	74	83	81	57		86
Scully, Tom	MID	\$268,000	\$110,500	7	78%	0.79	74	87	88	51	74	134	-14
Jamar, Mark	RUC	\$297,900	\$13,200	7	81%	0.75	73	74	71	82	86	58	72
Macdonald, Joel	DEF	\$290,600	-\$9,200	6	78%	0.76	72	73	61	68	90		53
Frawley, James	DEF	\$273,100	\$30,600	7	91%	0.65	71	67	51	60	86	70	42
Hughes, Danny	FWD	\$94,500	\$0	1	70%	0.77	63	63				63	
Rivers, Jared	DEF	\$228,600	\$2,300	3	79%	0.61	58	59			63	54	49
Bartram, Clint	DEF	\$247,500	-\$20,200	6	81%	0.59	57	57	55	70	47	57	75
Bennell, Jamie	MID	\$213,100	-\$5,800	7	83%	0.55	55	45	33	29	65	53	36
Garland, Colin	DEF	\$208,500	\$13,400	5	86%	0.53	54	58	46	24	94	67	-10
Miller, Brad	FWD	\$275,000	\$0	1	88%	0.42	45						
Newton, Michael	FWD	\$266,500	\$0	2	74%	0.50	43						107
Warnock, Matthew	DEF	\$176,700	-\$9,700	7	96%	0.37	42	49	39	26	71	59	-2
Strauss, James	MID	\$94,500	\$0	2	68%	0.43	36						-3
Martin, Stefan	DEF	\$198,000	\$0	2	70%	0.41	35	35		36	34		74
Johnson, Paul	RUC	\$302,000	\$0	1	62%	0.38	28	28				28	
Spencer, Jake	RUC	\$187,500	\$0	1	67%	0.11	9						



Best AFL Fantasy Footy guide around

2010 AFL PROSPECTUS

Available at  Target. and all good book stores



NORTH MELBOURNE

FREAKO SAYS:

I'm afraid it's bad news for the 6,294 coaches that have Liam Anthony in their side. He's expected to undergo shoulder surgery this week, which will all but rule him out for up to three months.

AFL DREAM TEAM AVERAGE

1523
(Ranked 13th)

Nth. Melbourne AFL Dream Team Points

Player	Pos	Price	Change	Games	TOG%	Pts Per Min	Ave.	Last 4	4	5	6	7	BE
Swallow, Andrew	MID	\$403,700	\$9,000	7	82%	0.94	95	98	87	94	114	98	81
Anthony, Liam	MID	\$380,600	-\$42,100	7	72%	1.07	95	86	71	78	112	83	81
Harvey, Brent	FWD / MID	\$396,300	\$7,400	7	91%	0.83	93	95	96	108	64	112	111
Rawlings, Brady	MID	\$343,300	\$100	7	99%	0.74	90	80	71	65	85	100	64
Wells, Daniel	MID	\$368,300	\$70,000	7	83%	0.85	88	94	94	100	105	75	87
McIntosh, Hamish	RUC	\$346,300	-\$50,000	7	73%	0.88	79	83	89	86	100	58	93
Adams, Leigh	MID	\$295,200	\$23,900	7	73%	0.80	71	79	88	70	72	87	55
Goldstein, Todd	RUC	\$261,500	\$40,400	7	80%	0.72	71	64	44	87	44	81	65
Bastinac, Ryan	MID	\$233,300	\$143,800	7	74%	0.75	68	67	94	53	51	69	49
Edwards, Aaron	FWD	\$272,500	-\$11,400	5	83%	0.66	68	64	69	53	80	53	65
Firrito, Michael	DEF / MID	\$279,900	-\$34,500	7	96%	0.56	67	58	36	70	68	59	76
Ziebell, Jack	FWD / MID	\$270,400	-\$15,200	7	67%	0.81	67	64	60	69	58	68	70
Hansen, Lachie	DEF / FWD	\$241,400	-\$24,200	7	90%	0.56	62	52	48	54	64	42	69
Campbell, Matt	FWD	\$223,400	\$0	2	74%	0.67	62						39
McMahon, Scott	DEF	\$267,500	-\$53,300	6	85%	0.58	61	57	53	70	55	51	88
Grima, Nathan	DEF	\$237,700	-\$55,700	6	93%	0.52	60	53	30	32	66	84	22
Hale, David	FWD	\$241,000	\$5,100	7	88%	0.55	60	60	61	55	50	74	51
Greenwood, Levi	DEF / MID	\$220,100	\$0	2	76%	0.64	59	59		61	57		42
Jones, Corey	FWD	\$300,100	\$0	1	92%	0.52	59						
Thomas, Lindsay	FWD	\$235,800	-\$32,200	7	70%	0.68	59	59	52	56	57	69	45
Urquhart, Gavin	DEF	\$269,400	-\$25,200	5	78%	0.59	57	44	46	42			107
Thompson, Scott D.	DEF	\$243,900	-\$34,700	7	96%	0.48	57	56	33	47	92	50	35
Warren, Ben	FWD	\$228,200	-\$6,600	7	87%	0.53	56	54	47	69	42	59	64
Cunnington, Ben	MID	\$161,300	\$19,800	3	65%	0.66	53	53		48	36	76	5
Wright, Sam	FWD	\$201,000	\$2,200	6	84%	0.50	52	55	28		57	81	8
Garlett, Cruize	MID	\$245,200	\$0	1	73%	0.55	51	51				51	
Harding, Leigh	MID	\$314,900	-\$40,500	3	78%	0.51	49	33	33				152
Ross, Ben	MID	\$265,800	\$0	2	71%	0.55	49						95



Best AFL Fantasy Footy guide around

2010 AFL PROSPECTUS

Available at  Target. and all good book stores



PORT ADELAIDE

FREAKO SAYS:

AFL DREAM TEAM AVERAGE

For the 3,064 coaches with Warren Treadea this year, you must trade him now. He injured his ankle last week against the Bombers and is expected to miss up to three months.

1560
(Ranked 10th)

Port Adelaide AFL Dream Team Points

Player	Pos	Price	Change	Games	TOG%	Pts Per Min	Ave.	Last 4	4	5	6	7	BE
Cornes, Kane	MID	\$413,200	-\$5,200	7	94%	0.89	106	102	91	92	114	110	76
Boak, Travis	MID	\$364,100	-\$32,800	7	77%	0.93	91	86	59	85	94	106	64
Pearce, Danyle	MID	\$364,300	\$26,800	7	86%	0.83	90	97	89	90	103	106	55
Chaplin, Troy	DEF	\$361,600	\$49,600	6	98%	0.72	89	88	73	130	99	51	112
Cassisi, Domenic	MID	\$392,800	-\$19,200	7	82%	0.84	87	107	95	121	100	113	72
Motlop, Daniel	FWD	\$298,000	\$0	1	82%	0.81	86	86				86	
Ebert, Brett	FWD	\$297,600	\$14,200	7	88%	0.70	79	78	72	84	59	95	62
Davenport, Jason	MID	\$339,000	-\$14,300	6	87%	0.70	78	70	92		80	39	127
Salopek, Steven	MID	\$328,500	-\$44,700	7	79%	0.77	77	69	53	88	77	56	105
Westhoff, Justin	FWD	\$292,400	\$8,800	7	86%	0.70	76	73	69	73	48	103	61
Gray, Robbie	FWD	\$321,100	-\$100	4	79%	0.77	76	76	65	52	120	65	48
Brogan, Dean	RUC	\$313,300	-\$2,600	6	75%	0.78	75	82	59	80	92	96	39
Rodan, David	MID	\$305,200	-\$300	4	73%	0.77	70	70	44	109	57	70	94
Cornes, Chad	DEF / MID	\$306,700	-\$76,600	7	92%	0.58	68	75	33	85	98	85	39
Thomas, Matt	MID	\$268,600	-\$14,400	7	80%	0.66	67	66	55	84	53	70	72
Hartlett, Hamish	MID	\$288,400	\$0	2	60%	0.92	67	67		72	62		75
Krakouer, Nathan	DEF	\$295,700	-\$2,600	5	73%	0.70	66	66	71			61	82
Carr, Josh	MID	\$264,700	\$0	2	72%	0.75	66	66		68	63		61
Stewart, Paul	DEF / MID	\$255,000	\$46,600	6	78%	0.66	66	77		89	69	72	44
Surjan, Jacob	DEF	\$251,800	\$300	7	90%	0.54	62	56	63	85	34	40	109
Carlile, Alipate	DEF	\$258,900	\$34,200	7	95%	0.51	61	66	68	71	59	66	63
Logan, Tom	MID	\$244,100	-\$7,800	5	76%	0.61	59	53	56	66		36	75
Schulz, Jay	FWD	\$228,700	\$29,200	5	84%	0.54	58	40		64	16		86
Banner, Mitchell	MID	\$129,300	\$34,800	3	71%	0.60	55						8
Treadea, Warren	FWD	\$255,200	-\$81,000	7	77%	0.56	55	49	68	51	67	9	109
Moore, Andrew	DEF / FWD	\$125,500	\$0	1	73%	0.58	54						
Hitchcock, Cameron	FWD	\$144,100	\$46,300	4	85%	0.45	49	32	32				15
Cloke, Cameron	FWD / RUC	\$279,900	\$0	1	67%	0.56	48						
Harding, Scott	MID	\$202,800	\$0	1	68%	0.53	46						
Trengove, Jackson	DEF / RUC	\$135,200	\$40,700	5	79%	0.39	40	49	27			70	1
Stewart, Daniel	FWD	\$89,500	\$0	1	83%	0.31	33	33	33				
Lobbe, Matthew	FWD / RUC	\$94,500	\$0	2	45%	0.52	28	28		28	28		13



Best AFL Fantasy Footy guide around

2010 AFL PROSPECTUS

Available at Target. and all good book stores



RICHMOND

FREAKO SAYS:

They were good for three quarters last week against Adelaide, but as expected, it all fell apart.

AFL DREAM TEAM AVERAGE

1339
(Ranked 16th)

Richmond AFL Dream Team Points

Player	Pos	Price	Change	Games	TOG%	Pts Per Min	Ave.	Last 4	4	5	6	7	BE
Tuck, Shane	MID	\$432,000	\$9,700	5	90%	0.91	103	113	127	103	117	103	93
Deledio, Brett	MID	\$381,000	-\$41,200	7	88%	0.83	90	95	93	84	111	91	74
Jackson, Daniel	MID	\$343,900	-\$55,200	6	80%	0.83	81	82	72		68	105	76
Riewoldt, Jack	FWD	\$330,400	\$3,000	7	97%	0.67	79	81	120	59	83	63	94
Connors, Daniel	MID	\$195,300	\$39,300	3	68%	0.90	74						-3
Cousins, Ben	MID	\$325,200	-\$26,900	4	74%	0.80	73	82		73	90		73
Polak, Graham	DEF / FWD	\$149,400	\$0	1	75%	0.78	72	72				72	
Newman, Chris	DEF	\$321,500	-\$28,300	6	84%	0.69	71	83		79	107	62	64
Edwards, Shane	FWD / MID	\$271,900	\$62,700	7	82%	0.70	70	73	75	74	51	90	56
Nahas, Robin	FWD	\$307,300	-\$5,800	5	88%	0.64	69	77		104	56	72	95
Cotchin, Trent	MID	\$270,000	-\$26,200	6	80%	0.70	69	69	48	73		86	37
Thomson, Adam	MID	\$210,900	\$0	2	80%	0.71	68						17
Collins, Andrew	MID	\$302,400	-\$26,700	4	77%	0.71	68	68	82	62	71	56	92
Foley, Nathan	MID	\$374,100	\$0	2	79%	0.63	63	63		79	46		146
Martin, Dustin	MID	\$221,900	\$72,400	6	78%	0.66	62	61	48	80		54	27
Nason, Ben	DEF	\$224,000	\$134,500	7	84%	0.60	62	62	78	61	60	49	53
Webberley, Jeromey	DEF	\$89,500	\$0	1	66%	0.75	61	61				61	
Moore, Kelvin	DEF	\$217,500	-\$1,700	7	90%	0.52	58	62	68	39	31	109	18
Morton, Mitch	FWD	\$278,700	-\$64,900	5	85%	0.55	57	56	55		57		90
Tambling, Richard	MID	\$265,200	-\$125,000	6	80%	0.58	57	62	63	37		85	70
Polo, Dean	DEF	\$269,600	-\$18,900	3	89%	0.49	54	50			62	37	96
Simmonds, Troy	RUC	\$241,100	-\$58,500	6	68%	0.61	51	58	49	61	63		51
Hislop, Tom	MID	\$217,400	-\$3,800	3	79%	0.52	50	63	63				56
McGuane, Luke	DEF	\$200,000	-\$42,300	6	93%	0.44	50	44		35	36	62	47
Farmer, Mitch	DEF / MID	\$174,300	\$59,300	5	79%	0.51	49	57	60	51	61		14
White, Matt	MID	\$247,500	-\$22,500	3	82%	0.45	46	42	47			37	95
Rance, Alex	DEF	\$208,300	-\$19,300	5	87%	0.39	42	46	36	75	34	40	77
Dea, Matthew	FWD	\$110,800	\$21,300	3	81%	0.41	42	42	30	72	23		-15
Astbury, David	FWD	\$126,600	\$37,100	4	89%	0.37	42	42	51	22	67	26	-1
Vickery, Tyrone	RUC	\$179,100	-\$18,100	7	64%	0.51	40	43	44	38	44	47	39
Thursfield, Will	DEF	\$137,100	\$13,100	4	86%	0.38	40	49			34	64	1
Post, Jayden	DEF	\$194,800	-\$19,200	3	86%	0.33	34	34	34				75
Taylor, Troy	FWD	\$89,500	\$0	2	76%	0.33	32	32	46	17			2
King, Jake	DEF	\$242,700	\$0	1	84%	0.30	30						
Roberts, Relton	FWD	\$77,800	\$0	2	64%	0.36	28						0



Best AFL Fantasy Footy guide around

2010 AFL PROSPECTUS

Available at Target. and all good book stores



ST KILDA

FREAKO SAYS:

AFL DREAM TEAM AVERAGE

For the second year in a row Ryan Houlihan has done the job on Sam Fisher, this time keeping him to a season-low 37 points.

1658
(Ranked 5th)

St. Kilda AFL Dream Team Points

Player	Pos	Price	Change	Games	TOG%	Pts Per Min	Ave.	Last 4	4	5	6	7	BE
Montagna, Leigh	MID	\$457,300	-\$51,800	7	85%	1.04	107	102	95	126	112	75	145
Goddard, Brendon	DEF / MID	\$424,900	-\$30,800	7	89%	0.98	105	104	130	67	109	110	89
Hayes, Lenny	MID	\$433,100	-\$45,400	7	74%	1.11	100	109	99	105	126	106	82
Gilbert, Sam	DEF	\$394,900	\$3,400	7	95%	0.86	99	85	62	104	87	85	114
Dal Santo, Nick	MID	\$410,100	-\$47,100	7	85%	0.95	98	88	130	75	99	47	151
Gram, Jason	DEF / MID	\$398,700	-\$4,900	5	89%	0.83	92	96	104			88	97
Riewoldt, Nick	FWD	\$445,000	-\$23,100	3	75%	0.99	92						156
Jones, Clinton	MID	\$368,600	\$44,900	7	86%	0.83	86	91	99	118	86	62	119
Ray, Farren	MID	\$336,900	-\$56,600	6	85%	0.79	82	82	54		73	119	52
Fisher, Sam	DEF	\$342,800	-\$30,500	5	93%	0.71	78	71	71	96	80	37	132
Blake, Jason	DEF	\$314,000	-\$6,600	7	94%	0.68	77	70	79	73	81	48	99
Baker, Steven	DEF	\$312,400	\$49,400	7	97%	0.65	76	74	85	68	85	57	84
Gwilt, James	DEF / FWD	\$286,500	\$36,900	7	95%	0.64	73	63	70	70	62	49	97
Armitage, David	MID	\$313,900	-\$7,200	6	66%	0.90	73	76	99	65	65		98
Schneider, Adam	FWD	\$323,900	-\$24,100	7	80%	0.74	72	80	76	110	71	61	103
Milne, Stephen	FWD	\$288,800	-\$37,700	7	89%	0.66	70	64	108	45	52	51	106
McQualter, Andrew	FWD	\$279,800	-\$4,100	7	75%	0.75	69	72	84	47	98	59	46
Peake, Brett	MID	\$273,300	-\$5,200	5	81%	0.68	68	70	49	91			58
Geary, Jarryn	DEF	\$284,900	-\$30,600	7	80%	0.67	65	71	95	68	55	64	88
Eddy, Robert	MID	\$230,800	\$0	1	63%	0.82	61	61		61			
Steven, Jack	MID	\$200,400	\$0	2	74%	0.65	56	56			59	52	34
Clarke, Raphael	DEF	\$238,800	-\$11,300	4	78%	0.58	54	54	43	48	68	56	49
Gardiner, Michael	RUC	\$228,700	-\$51,200	6	56%	0.79	53	50	47	50	46	55	65
Koschitzke, Justin	FWD	\$262,100	-\$44,200	4	84%	0.51	51	50		43	67	40	83
King, Steven	RUC	\$190,500	-\$45,100	6	46%	0.76	43	38	29	41	53	30	55
Dawson, Zac	DEF	\$177,500	-\$48,400	7	96%	0.36	42	44	49	39	32	54	43
McEvoy, Ben	RUC	\$194,100	\$0	2	62%	0.40	31						79
Pattison, Adam	RUC	\$238,800	\$0	1	83%	0.21	21						



Best AFL Fantasy Footy guide around

2010 AFL PROSPECTUS

Available at Target. and all good book stores



SYDNEY SWANS

FREAKO SAYS:

AFL DREAM TEAM AVERAGE

Lewis Jetta has done his job making you \$106,500. Trade him now.

**1585
(Ranked 8th)**

Sydney Swans AFL Dream Team Points

Player	Pos	Price	Change	Games	TOG%	Pts Per Min	Ave.	Last 4	4	5	6	7	BE
O'Keefe, Ryan	FWD / MID	\$407,400	-\$18,000	7	86%	0.95	102	92	92	111	94	71	130
Malceski, Nick	DEF	\$339,000	\$96,200	7	85%	0.87	91	83	38	106	99	90	57
Goodes, Adam	FWD / MID	\$377,200	-\$57,600	7	95%	0.75	88	82	90	93	80	63	130
McGlynn, Ben	MID	\$400,700	\$27,200	4	87%	0.82	88	47	47				102
Grundy, Heath	DEF / FWD	\$347,600	\$60,200	7	95%	0.75	88	81	68	96	90	71	91
Jack, Kieren	MID	\$343,500	\$71,100	7	85%	0.82	86	94	73	101	108	92	49
Bolton, Jude	MID	\$367,000	-\$47,200	7	82%	0.84	84	82	88	95	81	63	122
McVeigh, Jarrad	MID	\$340,700	-\$14,500	7	89%	0.76	83	76	51	100	88	66	93
Kennelly, Tadhg	DEF	\$291,000	\$86,300	7	90%	0.72	80	77	96	75	62	75	74
Shaw, Rhyce	DEF	\$342,400	-\$36,100	7	85%	0.74	78	83	75	91	82	84	82
Kennedy, Josh P.	MID	\$309,200	-\$6,300	7	75%	0.82	77	71	71	70	63	78	83
Kirk, Brett	MID	\$322,000	-\$62,900	7	80%	0.74	73	76	111	79	44	69	120
Hannebery, Daniel	MID	\$267,400	\$65,300	5	74%	0.80	73	73	115	44	61		89
Bradshaw, Daniel	FWD	\$329,700	\$19,600	7	91%	0.63	70	80	117	95	94	15	130
Mumford, Shane	RUC	\$263,000	\$20,100	7	62%	0.89	68	70	83	43	59	94	38
Roberts-Thomson, Lewis	DEF	\$280,600	-\$4,400	6	94%	0.54	63	64	69	65	59		79
Moore, Jarred	FWD	\$249,400	\$17,100	7	80%	0.62	62	55	64	64	71	21	89
Richards, Ted	DEF	\$281,200	-\$15,700	3	86%	0.54	59	62			74	50	80
Seaby, Mark	RUC	\$219,700	-\$7,000	6	52%	0.92	59	37	55	56	1		102
Jetta, Lewis	MID	\$212,000	\$106,500	7	72%	0.65	58	59	65	76	30	65	59
Mattner, Martin	DEF	\$254,000	-\$63,200	7	88%	0.51	55	54	71	59	46	38	100
Smith, Nick	MID	\$225,800	-\$7,900	3	83%	0.49	50	50		59	42	50	72
Pyke, Mike	RUC	\$128,500	\$0	1	58%	0.64	47	47					47
Barlow, Ed	MID	\$284,400	\$0	1	79%	0.46	46	46					46
White, Jesse	RUC	\$181,300	-\$33,800	7	85%	0.40	42	41	30	55	36	42	53
Bolton, Craig	DEF	\$207,000	-\$65,900	5	76%	0.43	40	29	11	46			93
Rohan, Gary	FWD / MID	\$137,500	\$0	1	75%	0.43	40	40					40



Best AFL Fantasy Footy guide around

2010 AFL PROSPECTUS

Available at  **Target.** and all good book stores



WEST COAST EAGLES

FREAKO SAYS:


AFL DREAM TEAM AVERAGE

If you're looking for a trade down target in defence, I'm afraid it's slim pickings. One player to keep an eye on though is Bradley Sheppard. If he gets a game this week, he could be a good option.

1500
(Ranked 15th)

West Coast AFL Dream Team Points

Player	Pos	Price	Change	Games	TOG%	Pts Per Min	Ave.	Last 4	4	5	6	7	BE
Selwood, Adam	MID	\$382,800	-\$3,700	7	83%	0.90	96	89	107	99	87	64	127
Priddis, Matt	MID	\$395,100	-\$26,900	7	86%	0.86	95	93	92	85	106	90	90
Embley, Andrew	MID	\$390,700	\$7,800	6	88%	0.83	92	85	111	84	60		139
Ebert, Brad	MID	\$345,900	\$29,000	7	82%	0.86	91	83	94	57	99	83	69
Butler, Sam	MID	\$264,200	\$0	2	84%	0.78	85						23
Cox, Dean	RUC	\$390,300	-\$81,200	7	71%	0.90	82	101	99	102	93	108	82
Waters, Beau	DEF	\$296,800	\$144,000	7	81%	0.76	78	82	98	115	49	66	100
Kennedy, Josh J.	FWD	\$314,000	-\$9,500	7	91%	0.68	78	83	87	72	62	112	54
Rosa, Matt	MID	\$307,400	-\$39,100	5	83%	0.70	74	62	77	72	63	37	123
Lynch, Quinten	FWD	\$361,400	-\$24,700	3	96%	0.58	72	65			45	84	133
Naitanui, Nick	RUC	\$270,100	\$37,700	7	75%	0.74	71	70	79	55	65	81	50
Hansen, Ashley	FWD	\$251,400	\$0	2	86%	0.66	71	73	73				41
Stevenson, Lewis	MID	\$94,500	\$0	2	78%	0.68	68	68		56		79	-66
Hurn, Shannon	DEF	\$280,200	-\$32,200	5	89%	0.59	67	62		55	61	69	73
Dalziell, Bradd	MID	\$306,400	-\$25,800	4	78%	0.69	67	69	72	66		70	86
Shuey, Luke	MID	\$140,100	\$45,600	3	75%	0.68	65						-8
LeCras, Mark	FWD	\$278,000	-\$52,000	6	86%	0.60	65	66	60	46	77	81	44
Selwood, Scott	DEF	\$252,100	\$700	5	81%	0.61	63	62	66	49	70		64
Swift, Tom	MID	\$275,000	-\$26,400	5	64%	0.75	61	85			95	75	29
Mackenzie, Eric	DEF	\$224,100	\$26,100	4	93%	0.50	60	67			71	62	29
Jones, Brett	DEF	\$237,600	\$35,000	6	86%	0.55	60	53	54	61	43		68
Kerr, Daniel	MID	\$257,000	-\$14,600	4	77%	0.60	59	43	43				88
Masten, Chris	MID	\$260,600	-\$33,300	6	68%	0.68	58	51	68	43	42		104
Hams, Ashton	DEF	\$153,400	\$75,600	4	83%	0.52	56	56	48	68	68	39	4
McGinnity, Patrick	MID	\$208,800	-\$21,100	6	80%	0.53	55	42	57	30	56	26	69
Brown, Mitchell	DEF	\$236,700	-\$11,900	5	89%	0.47	53	40	59	21			92
McKinley, Ben	FWD	\$261,100	\$0	2	85%	0.47	53	53			30	75	84
Nicoski, Mark	DEF	\$211,900	-\$4,800	3	60%	0.62	49	57				57	76
Spangher, Matt	DEF	\$219,400	-\$19,100	4	86%	0.44	48	54	43	64			52
Schofield, Will	DEF	\$169,100	\$15,300	5	91%	0.40	46	42	41	44	44	37	42
Glass, Darren	DEF	\$161,100	-\$28,400	7	94%	0.31	38	39	42	17	49	46	22
Sheppard, Bradley	DEF	\$133,500	\$0	1	68%	0.38	35	35				35	



Best AFL Fantasy Footy guide around

2010 AFL PROSPECTUS

Available at Target. and all good book stores



WESTERN BULLDOGS

FREAKO SAYS:

AFL DREAM TEAM AVERAGE

No player has scored more points than Daniel Giansiracusa over the past three rounds. He has scored 421 points from these matches, 38 more points than the next best player.

1686
(Ranked 2nd)

W. Bulldogs AFL Dream Team Points

Player	Pos	Price	Change	Games	TOG%	Pts Per Min	Ave.	Last 4	4	5	6	7	BE
Boyd, Matthew	MID	\$471,800	\$15,400	5	91%	1.01	114	91	95			86	161
Giansiracusa, Daniel	FWD	\$442,900	\$64,400	7	83%	1.04	104	127	86	125	154	142	25
Griffen, Ryan	MID	\$422,400	\$50,100	7	80%	1.06	102	107	97	118	96	115	95
Gilbee, Lindsay	DEF / MID	\$412,700	\$51,800	7	87%	0.94	98	98	46	124	167	55	77
Cross, Daniel	MID	\$393,300	-\$27,600	7	88%	0.92	97	92	65	95	108	100	77
Higgins, Shaun	FWD / MID	\$379,700	-\$9,300	7	80%	1.00	95	91	98	87	68	109	98
Cooney, Adam	MID	\$395,100	-\$1,700	7	85%	0.92	94	93	89	99	119	63	104
Lake, Brian	DEF	\$358,900	\$2,000	7	94%	0.76	86	85	64	80	111	84	65
Harbrow, Jarrod	DEF	\$352,200	\$19,800	7	88%	0.80	85	87	77	72	129	68	58
Eagleton, Nathan	MID	\$345,500	-\$7,400	3	73%	0.93	80	80	59	114	66		70
Murphy, Robert	FWD	\$302,900	-\$47,900	7	85%	0.76	77	67	33	72	96	65	59
Hahn, Mitch	FWD	\$313,700	\$4,500	7	88%	0.72	76	73	25	94	121	53	53
Hill, Josh	FWD	\$313,400	-\$20,100	5	85%	0.71	75	75	54			95	78
Moles, Brodie	MID	\$173,600	\$89,800	4	74%	0.82	74	76	49	102			-25
Grant, Jarrad	FWD	\$149,900	\$53,200	3	77%	0.84	73	73		58	92	70	-53
Akermanis, Jason	FWD	\$331,200	-\$82,000	6	74%	0.83	73	84		74	96	82	62
Johnson, Brad	FWD	\$392,800	-\$38,600	3	77%	0.76	70	76		83	68		134
Everitt, Andrejs	DEF	\$259,500	\$22,200	7	80%	0.68	65	66	42	66	77	79	32
Hall, Barry	FWD	\$282,700	\$1,500	7	90%	0.60	65	60	55	98	43	42	120
Hudson, Ben	RUC	\$262,000	-\$11,500	7	73%	0.73	64	67	68	64	44	92	54
Minson, Will	RUC	\$269,200	-\$26,800	4	73%	0.65	59	52	52				79
Hargrave, Ryan	DEF	\$294,900	-\$114,600	6	71%	0.68	59	75	65		108	51	55
Roughead, Jordan	RUC	\$94,500	\$0	2	61%	0.75	52	52		64	39		-34
Williams, Tom	DEF	\$204,600	\$24,800	7	72%	0.57	49	51	40	68	63	32	53
Addison, Dylan	MID	\$207,300	-\$2,100	5	77%	0.50	46	49	73	54	58	12	80
Morris, Dale	DEF	\$192,700	-\$34,400	6	97%	0.40	46	46	46	31	61	45	34
Picken, Liam	MID	\$228,100	-\$20,200	3	88%	0.38	41						79
Stack, Brennan	FWD	\$188,900	\$0	1	69%	0.43	35	35				35	



Best AFL Fantasy Footy guide around

2010 AFL PROSPECTUS

Available at  Target. and all good book stores

