

FANTASY FREAKO'S

ROUND 6 RAVE



CHAMPION/DATA/ISSUE 6

Hi and welcome to the sixth edition of the Fantasy Freako's rave for 2010. I don't know about anyone else, but I had an absolute blinder last week, scoring 2,273 points, for a weekly ranking of 120. If you bought Gary Ablett into your team last week, you would have learned a valuable lesson. Hold off as long as you can before trading because as was the case with Ablett, players often pull out even after the teams are announced on a Thursday. Good luck to all teams this week.

RUCKMAN DILEMMA

If you have both Mark Seaby and Brad Ottens in your team, then you can count yourself pretty unlucky considering that both players have been ruled out for a while with long-term injuries. Seaby only lasted one minute against the Eagles, while Ottens has a hot spot in the foot and could miss upwards of two months. The ruck position has been a cause for concern already this year, with many coaches trading out a Dean Cox or a Kurt Tippett already.

If we're looking at a replacement, it's hard to go past the No.1 big man in the competition in Aaron Sandilands. He's averaging a career-high 102 points per game and considering he's the only recognised ruckman at the club, he spends more time on the ground than any other ruckman in the competition. He is finding more of the ball around the ground than ever before and has also had an impact going forward, averaging less than one goal a game.

If you haven't quite got the money to trade up to Sandilands, then David Hille would be the next best choice. His form over the past month has been just as good as Sandilands and considering he costs \$93,200 less, he could be the way to go. If you already had either of those two players, then I wouldn't even hesitate in picking up Dean Cox. He's had his price drop for the year and I can't see him falling any further. Over the past three weeks he has really stepped it up, returning scores of 99, 102 and 93 points. He looks to be back in town!

Best performing ruckmen this season

Player	Price	TOG%	Ave.	Last 4	BE
Aaron Sandilands	\$421,600	91%	102	99	114
David Hille	\$328,400	78%	84	95	38
Hamish McIntosh	\$352,300	75%	83	83	69
Matthew Kreuzer	\$326,300	67%	80	78	81
Dean Cox	\$383,500	71%	77	92	83
Mark Jamar	\$295,300	82%	76	73	46
Patrick Ryder	\$322,900	81%	75	81	76
M Leuenberger	\$287,000	67%	73	79	65
Ivan Maric	\$261,900	83%	72	71	51
Dean Brogan	\$295,700	74%	70	77	42
Mitch Clark	\$341,900	72%	69	79	79
Nick Naitanui	\$269,600	75%	69	65	75
Todd Goldstein	\$252,500	79%	69	60	52
Brent Renouf	\$250,200	77%	67	68	43
Shane Mumford	\$262,400	62%	64	66	88

Player	Pos	Price	Games	TOG%	Ave.	BE
Kayler-Thomson, J	MID	\$133,400	3	69%	71	-50
Hams, Ashton	DEF	\$123,300	3	85%	61	-47
White, Simon	DEF	\$134,800	3	85%	72	-44
Stratton, Benjamin	DEF	\$170,800	4	98%	64	-28
Davis, Phil	DEF / FWD	\$139,900	3	86%	65	-26
Rockliff, Tom	FWD	\$152,200	3	83%	72	-20
Gumbleton, Scott	FWD	\$201,300	6	84%	58	-19
Podsiadly, James	FWD	\$211,300	4	84%	91	-12
Barlow, Michael	MID	\$294,400	6	75%	100	-10
Duncan, Mitch	FWD / MID	\$226,200	5	77%	74	-5

If you have any of the above players in your team, then there's no need to trade them anytime soon. All are expected to rise in price again this week, even the Dockers Michael Barlow who has set the standards for all other rookies this year. When you start to see these break even figures get into the positives though, perhaps 60 points or above, the time has come to cash in.

ADELAIDE CROWS

FREAKO SAYS:


AFL DREAM TEAM AVERAGE

The Patrick Dangerfield injury caught everyone by surprise last week. If you have the cash, trade him up to a premium this week.

1426
(Ranked 15th)

Adelaide AFL Dream Team Points

Player	Pos	Price	Change	Games	TOG%	Pts Per Min	Ave.	Last 4	3	4	5	6	BE
Edwards, Tyson	MID	\$394,900	-\$30,200	6	84%	0.78	93	97	74	105	97	112	77
Thompson, Scott	MID	\$381,500	-\$48,700	6	85%	0.72	87	86	78	88	108	68	101
Reilly, Brent	MID	\$343,100	\$14,800	6	85%	0.70	85	90	79	74	95	110	44
Vince, Bernie	MID	\$388,000	-\$53,400	6	83%	0.70	84	92	113	90	94	72	115
Johncock, Graham	DEF	\$351,100	-\$7,000	3	84%	0.68	81	81		61	81	102	72
Knights, Chris	FWD	\$359,200	-\$12,800	3	85%	0.68	80	80	68	105	66		89
Burton, Brett	FWD	\$289,400	\$60,000	5	82%	0.64	76	81	101	85	82	54	74
Goodwin, Simon	DEF	\$344,200	-\$49,400	6	86%	0.64	76	81	116	66	82	61	107
Maric, Ivan	RUC	\$261,900	\$21,500	5	83%	0.60	72	71	91	52	65	74	51
Stevens, Scott	DEF / FWD	\$274,600	\$0	2	71%	0.57	72	98				98	56
McLeod, Andrew	DEF	\$294,700	-\$42,600	6	86%	0.58	70	67	40	80	65	83	66
Schmidt, Chris	DEF	\$177,200	\$82,700	4	77%	0.59	70	70	81	60	67	71	-10
Porplyzia, Jason	FWD	\$290,800	-\$42,100	5	88%	0.58	69	70	65	40	77	97	37
Mackay, David	MID	\$306,400	-\$14,400	4	84%	0.57	68	70	89	51			82
Jaensch, Matthew	FWD	\$77,800	\$0	1	77%	0.55	68	68				68	
Bock, Nathan	DEF	\$333,100	-\$53,300	4	83%	0.54	66	56	59			52	130
Davis, Phil	DEF / FWD	\$139,900	\$45,400	3	86%	0.54	65	65		69	71	56	-26
Walker, Taylor	FWD	\$235,100	\$14,100	4	84%	0.54	65	62	62	62			46
Doughty, Michael	DEF / MID	\$303,000	-\$79,300	6	90%	0.53	64	67	99	50	72	47	101
Douglas, Richard	FWD	\$268,900	-\$20,100	6	79%	0.53	63	63	74	58	54	65	76
Dangerfield, Patrick	FWD / MID	\$228,700	-\$3,300	5	78%	0.51	61	46	30	56	51		59
van Berlo, Nathan	MID	\$314,200	-\$28,900	3	83%	0.47	57	51			51	51	126
Rutten, Ben	DEF	\$235,200	-\$28,600	6	100%	0.46	55	56	61	38	63	63	45
Cook, Myke	MID	\$215,800	\$18,100	6	74%	0.45	54	55	41	52	83	44	29
Griffin, Jonathon	RUC	\$210,900	\$0	1	71%	0.42	53						
Tippett, Kurt	FWD / RUC	\$239,100	-\$80,300	6	85%	0.43	52	53	33	46	68	64	41
Petrenko, Jared	DEF	\$199,300	\$4,500	6	81%	0.42	50	48	66	42	36	49	59
Sloane, Rory	MID	\$175,800	\$0	1	38%	0.34	42						
Armstrong, Tony	MID	\$94,500	\$0	1	74%	0.29	36						
Young, Will	DEF	\$94,500	\$0	1	83%	0.30	36						
Hentschel, Trent	FWD	\$217,900	-\$26,400	3	59%	0.29	35	8	8				95
Henderson, Ricky	FWD / DEF	\$94,500	\$0	1	68%	0.28	33	33			33		
Sellar, James	RUC	\$163,600	\$0	1	27%	0.20	24						



Best AFL Fantasy Footy guide around

2010 AFL PROSPECTUS

Available at Target. and all good book stores



BRISBANE LIONS

FREAKO SAYS:

Despite his 40 points last week against the Swans, I still think Luke Power is great value at his price.

AFL DREAM TEAM AVERAGE

1570
(Ranked 9th)

Brisbane Lions AFL Dream Team Points

Player	Pos	Price	Change	Games	TOG%	Pts Per Min	Ave.	Last 4	3	4	5	6	BE
Brown, Jonathan	FWD	\$375,900	-\$39,900	6	97%	0.80	99	79	94	87	38	96	139
Rischitelli, Michael	MID	\$369,200	\$59,600	6	80%	0.80	99	96	105	89	97	91	80
Brennan, Jared	FWD / MID	\$379,400	\$6,400	5	82%	0.77	95	79		108	69	59	147
Power, Luke	MID	\$378,000	-\$42,800	5	87%	0.69	85	72	67	110		40	124
Johnstone, Travis	MID	\$337,800	\$9,800	6	86%	0.66	82	78	66	92	107	45	93
Drummond, Josh	DEF	\$326,600	-\$6,900	6	84%	0.65	81	77	79	67	93	69	75
Selwood, Troy	MID	\$214,400	\$0	2	76%	0.63	79	79		73		85	-3
Fevola, Brendan	FWD	\$338,900	-\$54,400	6	99%	0.63	78	79	65	84	90	77	79
Black, Simon	MID	\$336,300	-\$61,300	5	70%	0.60	74	74	45		107	70	67
Hawksley, James	DEF	\$224,800	\$25,300	3	86%	0.59	73	73	66	71	81		11
Leuenberger, Matthew	RUC	\$287,000	\$84,900	6	67%	0.58	73	79	85	89	96	47	65
Rockliff, Tom	FWD	\$152,200	\$51,100	3	83%	0.58	72	72	87	78	52		-20
Sherman, Justin	MID	\$333,500	-\$45,200	4	89%	0.58	72	81	93	69			80
Redden, Jack	MID	\$282,400	\$16,500	6	82%	0.58	72	77	95	57	64	92	49
Maguire, Matt	DEF	\$239,300	\$137,600	6	81%	0.58	72	75	111	41	94	54	25
Banfield, Todd	MID	\$225,300	\$130,800	6	83%	0.57	70	72	73	70	56	90	17
Clark, Mitch	RUC	\$341,900	-\$72,900	5	72%	0.56	69	79	69		82	87	79
Polkinghorne, James	FWD	\$249,600	\$15,000	4	86%	0.54	67	67	79	54	73	63	45
Raines, Andrew	DEF	\$260,900	\$42,700	6	84%	0.53	65	69	60	80	65	70	54
Rich, Daniel	MID	\$282,800	-\$56,300	6	81%	0.51	63	65	92	51	53	65	87
Staker, Brent	FWD / MID	\$250,200	\$15,100	6	93%	0.51	63	62	84	62	53	50	78
McGrath, Ashley	DEF	\$274,700	-\$34,100	5	90%	0.47	59	64	83		56	53	90
Patfull, Joel	DEF	\$240,100	\$15,800	6	84%	0.44	55	60	67	53	89	30	55
Proud, Albert	MID	\$223,800	\$0	2	68%	0.42	52	52		71	33		58
Stiller, Cheynee	MID	\$285,400	\$0	1	79%	0.40	50						
Merrett, Daniel	DEF	\$194,400	-\$4,900	5	86%	0.34	42	40	49	56	16		69
Adcock, Jed	DEF	\$371,400	\$0	2	43%	0.28	35						200
Buchanan, Amon	FWD	\$268,400	\$0	2	44%	0.27	34	54				54	128
Austin, Matt	DEF / MID	\$183,800	\$0	1	80%	0.25	31	31				31	



Best AFL Fantasy Footy guide around

2010 AFL PROSPECTUS

Available at  Target. and all good book stores



CARLTON

FREAKO SAYS:


AFL DREAM TEAM AVERAGE

I would be reluctant in making Chris Judd captain this week. He has averaged 17 disposals from his 11 career games against the Saints – his worst record against any team in the competition.

1640
(Ranked 5th)

Carlton AFL Dream Team Points

Player	Pos	Price	Change	Games	TOG%	Pts Per Min	Ave.	Last 4	3	4	5	6	BE
Simpson, Kade	MID	\$451,900	\$60,000	6	87%	0.94	114	116	120	143	91	111	126
Judd, Chris	MID	\$426,800	\$12,200	3	86%	0.93	113	113		121	108	110	91
Bower, Paul	DEF	\$313,100	\$0	2	92%	0.90	112	105				105	4
Murphy, Marc	MID	\$442,500	-\$7,700	6	82%	0.85	104	105	78	144	89	110	122
Carrazzo, Andrew	DEF / MID	\$387,900	\$13,800	6	82%	0.82	100	96	91	95	104	95	82
Scotland, Heath	DEF	\$379,600	\$300	6	84%	0.81	98	89	85	80	108	83	84
Gibbs, Bryce	MID	\$407,600	-\$62,400	6	88%	0.79	97	92	67	92	105	103	87
Russell, Jordan	DEF	\$329,100	\$4,600	6	89%	0.68	83	85	56	82	103	97	39
Kreuzer, Matthew	RUC	\$326,300	-\$4,200	6	67%	0.66	80	78	69	88	75	81	81
Houlihan, Ryan	FWD	\$318,500	\$1,200	6	88%	0.65	79	73	66	93	73	58	100
Waite, Jarrad	DEF / FWD	\$338,500	-\$5,100	3	84%	0.65	78	69	69				98
Betts, Eddie	FWD	\$308,100	\$33,800	6	87%	0.64	78	78	83	89	88	52	83
Walker, Andrew	MID	\$322,500	\$4,400	5	86%	0.62	75	87	74	134	52		48
White, Simon	DEF	\$134,800	\$57,000	3	85%	0.59	72	72		74	58	84	-44
Lucas, Kane	MID	\$192,500	\$79,000	4	71%	0.57	69	69	67	93	52	64	24
Garlett, Jefferey	FWD	\$249,400	\$11,100	3	78%	0.56	69	69		77	93	36	52
O'hAilpin, Setanta	DEF / FWD	\$225,700	\$20,600	6	89%	0.55	67	58	38	36	53	103	8
McLean, Brock	MID	\$293,700	-\$74,200	5	66%	0.55	67	53	32		75	53	85
Thornton, Bret	DEF	\$329,100	-\$21,300	3	95%	0.54	65	54	54				134
Yarran, Chris	FWD	\$231,500	\$16,900	6	75%	0.50	61	62	56	50	64	76	28
Anderson, Joe	DEF	\$193,300	\$0	2	78%	0.50	61						19
Robinson, Mitch	MID	\$253,200	-\$4,700	4	75%	0.49	59	50	71	28			85
Armfield, Dennis	DEF	\$218,600	-\$800	5	85%	0.42	51	54	39	55	63	60	35
Warnock, Robert	RUC	\$157,700	\$55,900	5	53%	0.42	51	49	52	51	43		20
Henderson, Lachie	DEF / FWD	\$219,200	-\$6,800	6	89%	0.42	51	50	71	71	20	38	101
Jacobs, Sam	RUC	\$196,600	\$0	1	59%	0.35	45	45				45	
Joseph, Aaron	MID	\$180,600	-\$45,100	6	83%	0.33	41	42	33	36	48	49	34
Jamison, Michael	DEF	\$166,900	\$2,600	6	94%	0.31	38	44	45	57	27	47	47



Best AFL Fantasy Footy guide around

2010 AFL PROSPECTUS

Available at Target. and all good book stores



COLLINGWOOD

FREAKO SAYS:


AFL DREAM TEAM AVERAGE

Sharrod Wellingham has been a surprise packet this year. He ranks third at Collingwood for points scored and has jumped in price by a healthy \$76,100 – the second-biggest rise at the Magpies.

1631
(Ranked 6th)

Collingwood AFL Dream Team Points

Player	Pos	Price	Change	Games	TOG%	Pts Per Min	Ave.	Last 4	3	4	5	6	BE
Swan, Dane	MID	\$470,000	-\$53,500	6	80%	0.91	114	114	112	119	83	140	118
Pendlebury, Scott	MID	\$417,200	-\$37,500	6	76%	0.79	98	98	70	108	97	115	90
Wellingham, Sharrod	MID	\$362,300	\$76,100	6	78%	0.79	98	100	85	82	123	110	30
Thomas, Dale	FWD	\$378,800	\$42,500	6	81%	0.77	96	94	78	110	96	93	86
Dawes, Chris	FWD	\$233,800	\$0	2	87%	0.77	95	95			83	107	-21
Shaw, Heath	DEF	\$366,200	\$800	5	92%	0.73	91	83		111	87	51	127
Didak, Alan	FWD / MID	\$387,200	-\$64,100	6	78%	0.71	88	92	84	89	106	87	88
Ball, Luke	MID	\$349,600	-\$16,900	6	73%	0.70	87	91	98	62	81	124	48
Cloke, Travis	FWD	\$360,100	\$10,000	6	89%	0.69	86	95	85	90	97	108	56
Beams, Dayne	MID	\$342,200	\$8,500	5	76%	0.68	83	82	55	89	106	76	66
Sidebottom, Steele	MID	\$333,100	\$78,500	6	74%	0.67	83	89	85	112	76	81	84
Johnson, Ben	MID	\$310,000	\$16,000	5	74%	0.62	78	84		81	97	73	55
Maxwell, Nick	DEF	\$299,900	-\$32,100	6	93%	0.59	74	65	67	73	47	71	99
Lockyer, Tarkyn	FWD	\$351,400	-\$58,400	4	89%	0.56	70	58	42	74			139
O'Brien, Harry	DEF	\$265,400	-\$7,600	6	99%	0.54	67	61	66	62	72	44	76
Davis, Leon	FWD / MID	\$320,000	-\$115,400	6	80%	0.51	64	59	55	94	56	32	144
Medhurst, Paul	FWD	\$258,700	-\$30,500	6	84%	0.50	62	60	49	73	48	71	69
McCarthy, John	MID	\$202,100	\$0	1	74%	0.48	59	59	59				
Jolly, Darren	RUC	\$305,300	-\$76,200	6	75%	0.47	59	70	68	87	69	55	97
Toovey, Alan	DEF	\$241,900	-\$6,300	6	97%	0.47	58	64	39	51	89	75	11
Fraser, Josh	RUC	\$286,600	-\$99,200	6	59%	0.47	58	61	54	49	99	40	69
Macafer, Brent	FWD	\$215,700	\$11,800	4	86%	0.46	57	57	54	70	37	68	51
Anthony, John	FWD	\$305,900	\$0	2	86%	0.43	54						114
O'Bree, Shane	MID	\$361,900	\$0	2	67%	0.42	53	33	33				157
Brown, Nathan J.	DEF	\$161,600	\$0	2	94%	0.31	39	39			47	30	40
Brown, Leigh	DEF / FWD	\$193,000	-\$36,800	4	83%	0.31	39	35	39	30			71
Reid, Ben	FWD	\$162,900	-\$6,300	3	92%	0.29	36	30			18	41	59
Prestigiacomo, Simon	DEF	\$134,600	-\$10,400	3	88%	0.20	26	27	23	31			44



Best AFL Fantasy Footy guide around

2010 AFL PROSPECTUS

Available at  Target. and all good book stores



ESSENDON

FREAKO SAYS:

If we took Gary Ablett out of the equation, then Brent Stanton would be the best player in the completion with an average of 123 points per game. He has been unstoppable this year, averaging 23 more points per match this year compared to 2009.

AFL DREAM TEAM AVERAGE

1612
(Ranked 8th)

Essendon AFL Dream Team Points

Player	Pos	Price	Change	Games	TOG%	Pts Per Min	Ave.	Last 4	3	4	5	6	BE
Stanton, Brent	MID	\$469,600	\$26,000	5	77%	1.00	123	125	109		139	127	74
Prismall, Brent	MID	\$424,800	\$5,200	3	73%	0.87	108	128				128	83
Lovett-Murray, Nathan	DEF	\$357,700	\$27,800	4	76%	0.82	100	100	96	84	84	137	38
Watson, Jobe	MID	\$389,100	-\$10,800	6	79%	0.75	92	99	83	105	85	122	75
Hille, David	RUC	\$328,400	\$91,100	6	78%	0.68	84	95	66	114	87	113	38
Hocking, Heath	MID	\$334,700	\$16,100	6	83%	0.68	84	80	98	80	78	65	100
Reimers, Kyle	FWD	\$306,100	\$28,000	4	82%	0.66	81	81	114	64	65		93
Houli, Bachar	DEF / MID	\$297,700	\$0	2	80%	0.64	79	79	89	69			58
Dyson, Ricky	MID	\$312,400	\$2,800	6	85%	0.62	77	74	113	60	69	53	104
Winderlich, Jason	MID	\$340,100	-\$73,400	6	79%	0.62	76	80	73	85	43	117	87
Monfries, Angus	FWD	\$315,500	-\$8,300	4	88%	0.62	76	69			65	72	92
Dempsey, Courtenay	DEF	\$291,200	\$25,200	6	84%	0.61	75	76	84	57	78	83	50
Ryder, Patrick	RUC	\$322,900	-\$37,400	6	81%	0.61	75	81	84	80	54	104	76
Zaharakis, David	MID	\$298,300	\$16,200	6	82%	0.60	74	74	59	93	66	78	72
Fletcher, Dustin	DEF	\$301,700	-\$4,800	6	89%	0.58	72	82	84	61	86	96	37
Welsh, Andrew	MID	\$299,600	-\$74,800	6	79%	0.56	70	72	61	57	59	110	48
Howlett, Ben	MID	\$77,800	\$0	2	76%	0.55	69						-81
Pears, Tayte	DEF	\$260,900	\$21,600	5	90%	0.55	68	68	76	46	81		62
Atkinson, Jarrod	DEF	\$240,800	\$0	1	62%	0.54	66	66				66	
Colyer, Travis	MID	\$134,400	\$44,900	3	73%	0.52	64	64	68	73	50		-26
McVeigh, Mark	MID	\$264,300	-\$4,100	3	89%	0.51	62	62			40	84	68
Loneragan, Sam	MID	\$266,800	-\$8,000	3	89%	0.49	60	60	53	43		84	66
Slattery, Henry	MID	\$238,800	-\$18,200	6	89%	0.47	58	59	49	60	47	81	45
Gumbleton, Scott	FWD	\$201,300	\$106,800	6	84%	0.47	58	64	56	33	96	69	-19
Hooker, Cale	DEF	\$250,500	-\$31,000	6	89%	0.47	58	54	57	64	62	34	86
Davey, Alwyn	FWD	\$265,300	-\$11,700	3	79%	0.46	57	76				76	58
Hurley, Michael	DEF / FWD	\$259,300	-\$14,000	3	82%	0.44	54	54		47	28	87	73
Melksham, Jake	MID	\$146,000	\$24,500	3	73%	0.43	53	53	57	59	42		5
Myers, David	DEF	\$188,900	\$0	1	76%	0.40	50						
Neagle, Jay	FWD	\$202,100	\$0	1	72%	0.33	42						
Williams, Mark	FWD	\$220,600	-\$43,700	4	85%	0.31	39	49	53	45			62



Best AFL Fantasy Footy guide around

2010 AFL PROSPECTUS

Available at  Target. and all good book stores



FREMANTLE

FREAKO SAYS:


Matthew Pavlich is back to his best. He has been the third-best performing forward in the competition this season, averaging 99 points per game. If you currently don't have him, make him an upgrade priority.

AFL DREAM TEAM AVERAGE

1554
(Ranked 10th)

Fremantle AFL Dream Team Points

Player	Pos	Price	Change	Games	TOG%	Pts Per Min	Ave.	Last 4	3	4	5	6	BE
Sandilands, Aaron	RUC	\$421,600	\$1,800	6	91%	0.81	102	99	89	113	104	88	114
Barlow, Michael	MID	\$294,400	\$188,600	6	75%	0.79	100	87	46	78	115	108	-10
Pavlich, Matthew	FWD / MID	\$408,000	\$3,100	6	95%	0.78	99	107	126	94	87	119	90
Duffield, Paul	DEF	\$394,100	\$1,400	6	92%	0.73	93	97	87	135	79	87	120
Broughton, Greg	DEF	\$359,400	-\$25,800	6	90%	0.70	89	82	68	88	91	82	88
Mundy, David	MID	\$350,500	\$4,600	6	78%	0.66	83	89	66	102	96	92	66
McPharlin, Luke	DEF / FWD	\$291,700	\$14,900	6	97%	0.60	76	70	61	88	67	64	80
Hasleby, Paul	MID	\$312,300	-\$46,200	6	68%	0.58	74	70	69	45	89	75	62
Hill, Stephen	MID	\$293,100	\$38,000	6	83%	0.58	74	75	96	89	51	63	98
Ballantyne, Hayden	FWD	\$258,000	\$19,600	6	79%	0.56	72	62	63	29	94	62	31
Silvagni, Alex	DEF	\$218,100	\$140,300	6	80%	0.53	67	64	51	83	62	61	35
Hayden, Roger	DEF	\$274,900	\$30,500	6	81%	0.53	67	68	63	105	52	52	95
Mayne, Chris	FWD	\$252,400	\$31,600	6	83%	0.53	67	66	75	56	61	72	50
Johnson, Michael	DEF	\$277,000	-\$54,300	6	88%	0.52	66	62	75	64	25	82	94
Palmer, Rhys	MID	\$277,700	\$0	1	64%	0.50	66	66					66
Crowley, Ryan	MID	\$257,200	\$14,800	6	85%	0.51	65	64	68	54	78	57	51
Fyfe, Nathan	FWD	\$89,500	\$0	2	72%	0.49	63	63			66	60	-61
Pearce, Clancee	DEF	\$246,600	\$0	2	77%	0.48	60	60		90	30		59
Morabito, Anthony	MID	\$214,400	\$68,900	6	69%	0.46	59	60	98	47	42	54	59
Robertson, Dylan	DEF	\$89,500	\$0	1	66%	0.44	57	57					57
McPhee, Adam	FWD / DEF	\$281,900	-\$58,900	6	74%	0.45	57	66	53	59	97	53	54
Suban, Nick	DEF	\$239,200	-\$1,700	3	69%	0.45	57	53	53				95
Tarrant, Chris	DEF	\$213,900	-\$10,600	5	97%	0.43	54	47		62	27	52	76
Headland, Des	FWD	\$272,700	-\$41,900	4	76%	0.42	54	51	64	37			97
van Berlo, Jay	MID	\$170,700	-\$23,700	5	88%	0.32	40	40	40	28	53		43
DeBoer, Matthew	MID	\$207,200	-\$35,000	4	82%	0.30	38	38	20	52	37	43	70
Ibbotson, Garrick	MID	\$313,800	\$0	2	62%	0.26	33						162
Dodd, Steven	DEF	\$267,400	\$0	1	73%	0.17	22	22	22				



Best AFL Fantasy Footy guide around

2010 AFL PROSPECTUS

Available at Target. and all good book stores



GEELONG CATS

FREAKO SAYS:

Everyone can breathe a sigh of relief. Gazza will definitely be back for this week's clash against the Swans. With scores of 150, 126 and 141 points against them from his past three games, making him captain is a must!

AFL DREAM TEAM AVERAGE

1745
(Ranked 1st)

Geelong Cats AFL Dream Team Points

Player	Pos	Price	Change	Games	TOG%	Pts Per Min	Ave.	Last 4	3	4	5	6	BE
Ablett, Gary	MID	\$530,800	\$8,800	5	91%	1.05	131	136	130	133	145		107
Chapman, Paul	FWD / MID	\$501,600	\$7,100	6	86%	0.97	121	129	146	127	103	140	121
Bartel, Jimmy	MID	\$453,800	-\$26,400	6	89%	0.88	110	103	92	109	116	96	117
Kelly, James	DEF / MID	\$385,500	\$12,600	6	88%	0.78	98	100	77	102	92	127	60
Corey, Joel	MID	\$433,400	-\$35,200	4	80%	0.76	96	104	83	125			106
Selwood, Joel	MID	\$379,700	-\$73,700	6	80%	0.74	93	90	87	60	86	126	63
Enright, Corey	DEF	\$380,800	-\$13,500	6	90%	0.74	92	92	97	106	58	105	113
Podsiadly, James	FWD	\$211,300	\$133,500	4	84%	0.73	91	91	85	115	60	105	-12
Johnson, Steve	FWD	\$373,300	-\$63,600	6	87%	0.71	89	92	77	103	35	153	83
Varcoe, Travis	FWD	\$276,100	\$0	1	73%	0.67	84	84				84	
Milburn, Darren	DEF	\$353,200	-\$2,000	4	83%	0.68	84	89		79	100	87	69
Byrnes, Shannon	FWD	\$306,600	-\$68,500	6	83%	0.65	82	65	57	69	27	105	90
Taylor, Harry	DEF	\$323,900	\$50,800	6	89%	0.63	79	80	87	109	62	60	113
Mooney, Cameron	FWD	\$320,600	-\$8,100	5	88%	0.64	79	75		90	28	106	98
Ling, Cameron	MID	\$346,700	-\$41,800	6	86%	0.62	77	75	77	116	53	55	143
Mackie, Andrew	DEF	\$325,000	-\$40,100	6	90%	0.61	77	80	85	69	69	96	71
Duncan, Mitch	FWD / MID	\$226,200	\$136,700	5	77%	0.59	74	81	74	89		80	-5
Ottens, Brad	RUC	\$252,200	\$13,200	5	65%	0.55	67	56		58	51	60	72
Wojcinski, David	DEF	\$263,000	\$4,700	6	80%	0.49	62	66	36	82	70	76	45
Hawkins, Tom	FWD	\$258,800	-\$37,700	6	85%	0.49	61	60	58	78	28	76	84
Hunt, Josh	DEF	\$222,300	\$58,200	6	84%	0.48	59	61	81	59	40	64	57
Lonergan, Tom	FWD	\$232,900	\$30,300	6	91%	0.47	59	60	65	65	56	55	58
Simpson, Dawson	RUC	\$94,500	\$0	1	45%	0.42	56	56	56				
Hogan, Simon	MID	\$262,300	\$0	2	70%	0.43	53	53			40	65	85
Scarlett, Matthew	DEF	\$287,200	\$0	2	96%	0.37	46						117
Djerrkura, Nathan	MID	\$193,300	\$0	1	65%	0.30	40	40	40				
Gamble, Ryan	FWD	\$234,300	\$0	1	71%	0.29	38	38	38				
Blake, Mark	RUC	\$181,800	-\$63,800	6	55%	0.30	37	36	49	45	24	24	84
Rooke, Max	FWD	\$274,000	\$0	1	74%	0.31	36	36			36		
Motlop, Steven	FWD	\$94,500	\$0	1	17%	0.11	13						



Best AFL Fantasy Footy guide around
2010 AFL PROSPECTUS

Available at  Target. and all good book stores



HAWTHORN

FREAKO SAYS:

The Hawks would be desperate to regain skipper Sam Mitchell this week, especially considering he scored a combined 287 points against the Eagles from his two matches last season – accumulating 40 disposals on both occasions.

AFL DREAM TEAM AVERAGE

1554
(Ranked 10th)

Hawthorn AFL Dream Team Points

Player	Pos	Price	Change	Games	TOG%	Pts Per Min	Ave.	Last 4	3	4	5	6	BE
Hodge, Luke	DEF / MID	\$429,800	\$63,000	6	85%	0.91	113	108	125	114	110	84	118
Mitchell, Sam	MID	\$429,500	-\$19,700	4	86%	0.79	97	89	112	66			133
Franklin, Lance	FWD	\$355,600	\$700	4	100%	0.71	87	93	74		98	108	52
Birchall, Grant	DEF	\$341,200	\$13,300	6	82%	0.68	83	81	95	89	96	44	107
Sewell, Brad	MID	\$446,100	\$0	2	85%	0.65	80	80			82	77	164
Lewis, Jordan	MID	\$341,000	-\$70,600	6	76%	0.64	79	75	64	63	112	59	76
Ellis, Xavier	DEF	\$319,400	\$13,800	6	78%	0.63	78	75	84	83	90	42	100
Rioli, Cyril	FWD	\$316,900	-\$18,000	5	77%	0.62	76	78	130	68	52	61	117
Suckling, Matt	DEF	\$158,200	\$0	2	76%	0.60	75	65	65				-34
Bateman, Chance	MID	\$340,900	-\$35,200	5	78%	0.60	74	73	43	118	47	83	117
Guerra, Brent	DEF	\$315,800	\$2,500	6	78%	0.60	74	79	89	61	113	53	63
Kayler-Thomson, Jarrod	MID	\$133,400	\$55,600	3	69%	0.58	71	74			101	46	-50
Roughead, Jarryd	FWD	\$282,400	-\$39,300	6	97%	0.56	69	59	81	54	63	39	103
Young, Clinton	MID	\$243,800	\$12,500	3	71%	0.55	68	68		72	37	96	44
Morton, Jarryd	FWD / MID	\$282,500	-\$8,400	4	88%	0.55	68	57	45	69			91
Renouf, Brent	RUC	\$250,200	\$37,500	5	77%	0.54	67	68	67	60		78	43
Gilham, Stephen	DEF	\$271,000	\$27,600	6	97%	0.53	65	69	55	86	94	39	63
Stratton, Benjamin	DEF	\$170,800	\$81,300	4	98%	0.51	64	64	62	41	98	54	-28
Moss, Garry	MID	\$268,300	-\$2,400	3	82%	0.51	64	56	72	39			84
Schoenmakers, Ryan	DEF	\$218,700	\$36,900	6	83%	0.52	64	53	53	54	47	56	56
Whitecross, Brendan	DEF	\$297,100	-\$14,500	3	77%	0.51	63	63		87	51	51	113
Brown, Campbell	DEF	\$256,800	\$8,400	6	93%	0.51	62	66	50	89	64	62	60
Ladson, Rick	DEF / MID	\$226,300	\$41,200	6	81%	0.51	62	57	71	49	66	42	56
Peterson, Carl	FWD	\$200,200	\$105,700	5	70%	0.50	62	56	97	41	30		74
Murphy, Thomas	DEF	\$243,800	-\$23,100	6	88%	0.49	60	50	27	85	37	50	90
Shiels, Liam	MID	\$240,700	-\$9,800	4	83%	0.47	57	47			49	44	81
Osborne, Michael	FWD / MID	\$243,400	-\$50,700	5	76%	0.42	52	53		51	48	60	68
Hooper, Rhan	FWD	\$237,300	\$0	2	49%	0.39	47						78
Gibson, Josh	DEF	\$272,600	-\$31,000	3	65%	0.36	45	3	3				147



Best AFL Fantasy Footy guide around

2010 AFL PROSPECTUS

Available at  Target. and all good book stores



MELBOURNE

FREAKO SAYS:

James McDonald is having his best year on record, averaging a career-high 106 points per match. He has always been a good tackler, but this year he has taken it to another level, averaging more than eight a game.

AFL DREAM TEAM AVERAGE

1644
(Ranked 4th)

Melbourne AFL Dream Team Points

Player	Pos	Price	Change	Games	TOG%	Pts Per Min	Ave.	Last 4	3	4	5	6	BE
McDonald, James	MID	\$413,300	\$65,700	6	76%	0.88	106	108	109	120	90	113	97
Green, Brad	MID	\$421,500	\$41,800	6	86%	0.87	106	108	111	116	89	114	103
Sylvia, Colin	FWD / MID	\$417,600	-\$1,100	3	88%	0.83	102	102		125	112	68	123
Moloney, Brent	MID	\$399,600	\$11,000	6	79%	0.76	92	96	83	131	103	65	122
McKenzie, Jordie	MID	\$290,900	\$88,200	5	73%	0.75	91	80	60	92	87		32
Grimes, Jack	DEF	\$358,800	-\$33,500	6	89%	0.74	89	87	81	82	58	128	74
Bruce, Cameron	MID	\$384,500	-\$25,100	6	89%	0.73	89	96	90	97	102	96	81
Dunn, Lynden	MID	\$331,400	\$12,700	6	82%	0.70	84	88	94	85	56	115	69
Davey, Aaron	MID	\$349,800	-\$38,100	6	70%	0.69	84	81	79	70	81	94	79
Bail, Rohan	MID	\$158,600	\$57,100	3	89%	0.65	78	83	87	79			-51
Bate, Matthew	FWD	\$350,900	\$2,700	6	87%	0.64	77	84	78	109	108	40	106
Petterd, Ricky	FWD / MID	\$309,300	-\$4,000	6	85%	0.64	77	68	49	83	81	57	86
Jamar, Mark	RUC	\$295,300	\$10,600	6	82%	0.63	76	73	53	71	82	86	46
Trengove, Jack	MID	\$268,800	\$115,300	6	81%	0.62	75	79	83	64	108	59	28
Jones, Nathan	MID	\$325,900	-\$6,500	6	79%	0.61	74	81	74	95	81	72	83
Macdonald, Joel	DEF	\$290,600	-\$9,200	6	78%	0.60	72	72	69	61	68	90	53
Frawley, James	DEF	\$266,400	\$23,900	6	91%	0.59	72	71	88	51	60	86	47
Scully, Tom	MID	\$238,500	\$81,000	6	76%	0.53	65	67	56	88	51	74	48
Rivers, Jared	DEF	\$226,300	\$0	2	81%	0.50	60	63				63	44
Bartram, Clint	DEF	\$252,000	-\$15,700	5	82%	0.48	57	60	66	55	70	47	66
Bennell, Jamie	MID	\$218,400	-\$500	6	83%	0.46	55	58	105	33	29	65	64
Garland, Colin	DEF	\$193,500	-\$1,600	4	84%	0.42	51	51	40	46	24	94	22
Miller, Brad	FWD	\$275,000	\$0	1	88%	0.37	45						
Newton, Michael	FWD	\$266,500	\$0	2	74%	0.37	43	58	58				107
Warnock, Matthew	DEF	\$164,400	-\$22,000	6	96%	0.33	40	42	31	39	26	71	22
Strauss, James	MID	\$94,500	\$0	2	68%	0.30	36						-3
Martin, Stefan	DEF	\$198,000	\$0	2	70%	0.29	35	35			36	34	74
Spencer, Jake	RUC	\$187,500	\$0	1	67%	0.07	9						



Best AFL Fantasy Footy guide around

2010 AFL PROSPECTUS

Available at Target. and all good book stores



NORTH MELBOURNE

FREAKO SAYS:

After a poor game in Round 1, Andrew Swallow hasn't missed a beat since, averaging 103 points per game. He's a worthy selection for any team.

AFL DREAM TEAM AVERAGE

1514
(Ranked 13th)

Nth. Melbourne AFL Dream Team Points

Player	Pos	Price	Change	Games	TOG%	Pts Per Min	Ave.	Last 4	3	4	5	6	BE
Anthony, Liam	MID	\$384,900	-\$37,800	6	75%	0.79	97	94	115	71	78	112	89
Swallow, Andrew	MID	\$400,200	\$5,500	6	81%	0.77	95	104	119	87	94	114	82
Harvey, Brent	FWD / MID	\$400,900	\$12,000	6	91%	0.74	90	108	163	96	108	64	119
Wells, Daniel	MID	\$364,700	\$66,400	6	84%	0.73	90	104	116	94	100	105	59
Rawlings, Brady	MID	\$345,400	\$2,200	6	99%	0.72	88	81	103	71	65	85	100
McIntosh, Hamish	RUC	\$352,300	-\$44,000	6	75%	0.68	83	83	58	89	86	100	69
Edwards, Aaron	FWD	\$280,200	-\$3,700	4	83%	0.59	71	71	83	69	53	80	70
Goldstein, Todd	RUC	\$252,500	\$31,400	6	79%	0.56	69	60	66	44	87	44	52
Adams, Leigh	MID	\$290,000	\$18,700	6	72%	0.56	69	75	70	88	70	72	68
Firrito, Michael	DEF / MID	\$284,900	-\$29,500	6	96%	0.56	68	69	100	36	70	68	69
Bastinac, Ryan	MID	\$233,200	\$143,700	6	74%	0.56	68	71	86	94	53	51	65
Ziebell, Jack	FWD / MID	\$272,900	-\$12,700	6	68%	0.54	66	68	85	60	69	58	71
Hansen, Lachie	DEF / FWD	\$250,600	-\$15,000	6	89%	0.54	66	57	61	48	54	64	64
McMahon, Scott	DEF	\$278,300	-\$42,500	5	85%	0.51	63	61	66	53	70	55	77
Campbell, Matt	FWD	\$223,400	\$0	2	74%	0.49	62						39
Jones, Corey	FWD	\$300,100	\$0	1	92%	0.48	59						
Greenwood, Levi	DEF / MID	\$220,100	\$0	2	76%	0.48	59	59			61	57	42
Thompson, Scott D.	DEF	\$239,800	-\$38,800	6	95%	0.47	58	59	64	33	47	92	35
Hale, David	FWD	\$240,700	\$4,800	6	90%	0.47	57	57	63	61	55	50	69
Urquhart, Gavin	DEF	\$269,400	-\$25,200	5	78%	0.46	57	59	89	46	42		107
Thomas, Lindsay	FWD	\$232,200	-\$35,800	6	70%	0.46	57	52	44	52	56	57	55
Warren, Ben	FWD	\$227,700	-\$7,100	6	86%	0.45	56	53	54	47	69	42	54
Grima, Nathan	DEF	\$234,800	-\$58,600	5	92%	0.45	55	52	78	30	32	66	72
Ross, Ben	MID	\$265,800	\$0	2	71%	0.39	49						95
Harding, Leigh	MID	\$314,900	-\$40,500	3	78%	0.40	49	38	43	33			152
Wright, Sam	FWD	\$192,600	-\$6,200	5	84%	0.37	46	48	58	28		57	55
Cunnington, Ben	MID	\$141,500	\$0	2	63%	0.34	42	42			48	36	19



Best AFL Fantasy Footy guide around

2010 AFL PROSPECTUS

Available at Target. and all good book stores



PORT ADELAIDE

FREAKO SAYS:

It's staggering to see that only 9,904 coaches have Kane Cornes in their side. He hasn't scored below 90 points all year and is as durable as they come. If you're trading up this week, strongly consider him.

AFL DREAM TEAM AVERAGE

1552
(Ranked 12th)

Port Adelaide AFL Dream Team Points

Player	Pos	Price	Change	Games	TOG%	Pts Per Min	Ave.	Last 4	3	4	5	6	BE
Cornes, Kane	MID	\$408,300	-\$10,100	6	94%	0.83	105	98	94	91	92	114	90
Chaplin, Troy	DEF	\$355,500	\$43,500	5	97%	0.76	96	95	76	73	130	99	29
Boak, Travis	MID	\$356,600	-\$40,300	6	77%	0.70	89	83	92	59	85	94	80
Pearce, Danyle	MID	\$350,000	\$12,500	6	86%	0.70	88	89	72	89	90	103	61
Davenport, Jason	MID	\$358,600	\$5,300	5	86%	0.67	86	83	76	92		80	88
Cassisi, Domenic	MID	\$371,800	-\$40,200	6	83%	0.65	82	94	59	95	121	100	49
Salopek, Steven	MID	\$339,300	-\$33,900	6	80%	0.64	81	83	113	53	88	77	81
Gray, Robbie	FWD	\$321,500	\$300	3	76%	0.64	79	79		65	52	120	61
Ebert, Brett	FWD	\$289,000	\$5,600	6	88%	0.60	76	66	50	72	84	59	67
Westhoff, Justin	FWD	\$288,800	\$5,200	6	84%	0.57	72	63	61	69	73	48	88
Brogan, Dean	RUC	\$295,700	-\$20,200	5	74%	0.56	70	77		59	80	92	42
Rodan, David	MID	\$300,200	-\$5,300	3	74%	0.57	70	70		44	109	57	52
Krakouer, Nathan	DEF	\$296,100	-\$2,200	4	74%	0.52	67	79	86	71			58
Hartlett, Hamish	MID	\$288,400	\$0	2	60%	0.55	67	67			72	62	75
Thomas, Matt	MID	\$264,700	-\$18,300	6	81%	0.53	67	59	45	55	84	53	55
Carr, Josh	MID	\$264,700	\$0	2	72%	0.54	66	66			68	63	61
Surjan, Jacob	DEF	\$265,200	\$13,700	6	89%	0.52	65	62	64	63	85	34	73
Logan, Tom	MID	\$255,300	\$3,400	4	76%	0.51	65	63	66	56	66		63
Cornes, Chad	DEF / MID	\$286,800	-\$96,500	6	91%	0.51	65	65	45	33	85	98	25
Stewart, Paul	DEF / MID	\$234,900	\$26,500	5	75%	0.51	64	68	47		89	69	12
Tredrea, Warren	FWD	\$285,400	-\$50,800	6	85%	0.49	62	70	95	68	51	67	89
Carlile, Alipate	DEF	\$256,800	\$32,100	6	95%	0.48	60	68	74	68	71	59	56
Schulz, Jay	FWD	\$228,700	\$29,200	5	84%	0.46	58	49	67		64	16	86
Banner, Mitchell	MID	\$129,300	\$34,800	3	71%	0.42	55	38	38				8
Moore, Andrew	DEF / FWD	\$125,500	\$0	1	73%	0.43	54						
Hitchcock, Cameron	FWD	\$144,100	\$46,300	4	85%	0.38	49	45	57	32			15
Cloke, Cameron	FWD / RUC	\$279,900	\$0	1	67%	0.38	48	48	48				
Harding, Scott	MID	\$202,800	\$0	1	68%	0.36	46						
Trengove, Jackson	DEF / RUC	\$112,400	\$17,900	4	81%	0.26	33	39	50	27			4
Stewart, Daniel	FWD	\$89,500	\$0	1	83%	0.26	33	33		33			
Lobbe, Matthew	FWD / RUC	\$94,500	\$0	2	45%	0.23	28	28			28	28	13



Best AFL Fantasy Footy guide around

2010 AFL PROSPECTUS

Available at  Target. and all good book stores



RICHMOND

FREAKO SAYS:


AFL DREAM TEAM AVERAGE

It's the battle of the two winless sides this week. Can the Tigers break their duck? Don't bet on it!

1317
(Ranked 16th)

Richmond AFL Dream Team Points

Player	Pos	Price	Change	Games	TOG%	Pts Per Min	Ave.	Last 4	3	4	5	6	BE
Tuck, Shane	MID	\$430,400	\$8,100	4	90%	0.82	103	103	63	127	103	117	92
Deledio, Brett	MID	\$379,200	-\$43,000	6	89%	0.73	89	92	79	93	84	111	80
Riewoldt, Jack	FWD	\$349,800	\$22,400	6	97%	0.67	82	90	96	120	59	83	112
Jackson, Daniel	MID	\$348,600	-\$50,500	5	80%	0.62	76	75	86	72		68	113
Connors, Daniel	MID	\$195,300	\$39,300	3	68%	0.62	74	73	73				-3
Cousins, Ben	MID	\$325,200	-\$26,900	4	74%	0.59	73	76	64		73	90	73
Newman, Chris	DEF	\$316,600	-\$33,200	5	84%	0.60	73	78	48		79	107	44
Collins, Andrew	MID	\$319,400	-\$9,700	3	79%	0.57	72	72		82	62	71	99
Nahas, Robin	FWD	\$305,100	-\$8,000	4	87%	0.56	69	80			104	56	61
Thomson, Adam	MID	\$210,900	\$0	2	80%	0.57	68						17
Edwards, Shane	FWD / MID	\$265,200	\$56,000	6	82%	0.54	67	70	81	75	74	51	67
Cotchin, Trent	MID	\$266,500	-\$29,700	5	80%	0.53	65	54	41	48	73		72
Nason, Ben	DEF	\$221,900	\$132,400	6	83%	0.52	64	67	70	78	61	60	40
Martin, Dustin	MID	\$213,300	\$63,800	5	80%	0.52	64	64	64	48	80		27
Foley, Nathan	MID	\$374,100	\$0	2	79%	0.50	63	63			79	46	146
Polo, Dean	DEF	\$288,500	\$0	2	94%	0.50	62	62	62			62	85
Morton, Mitch	FWD	\$278,700	-\$64,900	5	85%	0.47	57	55	54	55		57	90
Tambling, Richard	MID	\$270,700	-\$119,500	5	78%	0.42	51	43	30	63	37		96
Simmonds, Troy	RUC	\$241,100	-\$58,500	6	68%	0.41	51	58	59	49	61	63	51
Hislop, Tom	MID	\$217,400	-\$3,800	3	79%	0.41	50	63		63			56
White, Matt	MID	\$270,000	\$0	2	83%	0.40	50	50	53	47			96
Moore, Kelvin	DEF	\$208,700	-\$10,500	6	90%	0.40	50	41	26	68	39	31	81
Farmer, Mitch	DEF / MID	\$174,300	\$59,300	5	79%	0.40	49	57		60	51	61	14
McGuane, Luke	DEF	\$207,300	-\$35,000	5	94%	0.39	48	37	41		35	36	79
Astbury, David	FWD	\$116,200	\$26,700	3	88%	0.37	47	47		51	22	67	-5
Rance, Alex	DEF	\$210,800	-\$16,800	4	92%	0.34	42	42	24	36	75	34	44
Dea, Matthew	FWD	\$110,800	\$21,300	3	81%	0.33	42	42		30	72	23	-15
Vickery, Tyrone	RUC	\$180,900	-\$16,300	6	63%	0.32	39	46	59	44	38	44	49
Post, Jayden	DEF	\$194,800	-\$19,200	3	86%	0.28	34	33	32	34			75
Thursfield, Will	DEF	\$126,100	\$2,100	3	88%	0.27	32	34				34	31
Taylor, Troy	FWD	\$89,500	\$0	2	76%	0.25	32	32		46	17		2
King, Jake	DEF	\$242,700	\$0	1	84%	0.25	30						
Roberts, Relton	FWD	\$77,800	\$0	2	64%	0.23	28	18	18				0



Best AFL Fantasy Footy guide around

2010 AFL PROSPECTUS

Available at Target. and all good book stores



ST KILDA

FREAKO SAYS:

AFL DREAM TEAM AVERAGE

Lenny Hayes is starting to hit his straps. Considering he scored 135 points against the Blues in Round 12 last season, I would seriously consider making him captain this week.

1716
(Ranked 3rd)

St. Kilda AFL Dream Team Points

Player	Pos	Price	Change	Games	TOG%	Pts Per Min	Ave.	Last 4	3	4	5	6	BE
Montagna, Leigh	MID	\$469,900	-\$39,200	6	84%	0.93	112	110	106	95	126	112	103
Dal Santo, Nick	MID	\$450,500	-\$6,700	6	85%	0.88	106	104	112	130	75	99	153
Goddard, Brendon	DEF / MID	\$438,900	-\$16,800	6	88%	0.87	105	101	97	130	67	109	142
Gilbert, Sam	DEF	\$402,900	\$11,400	6	95%	0.84	102	101	152	62	104	87	101
Hayes, Lenny	MID	\$425,200	-\$53,300	6	73%	0.82	99	105	88	99	105	126	77
Gram, Jason	DEF / MID	\$399,800	-\$3,800	4	90%	0.75	93	103	101	104			85
Riewoldt, Nick	FWD	\$445,000	-\$23,100	3	75%	0.74	92	20	20				156
Jones, Clinton	MID	\$372,000	\$48,300	6	87%	0.75	90	99	91	99	118	86	66
Fisher, Sam	DEF	\$362,700	-\$10,600	4	92%	0.75	88	88	106	71	96	80	87
Blake, Jason	DEF	\$328,800	\$8,200	6	94%	0.68	82	83	98	79	73	81	84
Baker, Steven	DEF	\$322,800	\$59,800	6	97%	0.66	79	88	115	85	68	85	81
Gwilt, James	DEF / FWD	\$301,800	\$52,200	6	95%	0.64	77	76	103	70	70	62	87
Ray, Farren	MID	\$338,500	-\$55,000	5	85%	0.61	74	69	80	54		73	118
Milne, Stephen	FWD	\$320,900	-\$5,600	6	89%	0.61	74	70	75	108	45	52	136
Schneider, Adam	FWD	\$322,800	-\$25,200	6	80%	0.61	74	77	49	76	110	71	53
Armitage, David	MID	\$313,900	-\$7,200	6	66%	0.60	73	71	54	99	65	65	98
McQualter, Andrew	FWD	\$281,300	-\$2,600	6	76%	0.58	70	70	52	84	47	98	59
Peake, Brett	MID	\$273,300	-\$5,200	5	81%	0.55	68	68	63	49	91		58
Geary, Jarryn	DEF	\$296,600	-\$18,900	6	79%	0.54	65	70	63	95	68	55	92
Eddy, Robert	MID	\$230,800	\$0	1	63%	0.52	61	61			61		
Steven, Jack	MID	\$200,400	\$0	1	78%	0.54	59	59				59	
Koschitzke, Justin	FWD	\$283,500	-\$22,800	3	83%	0.46	54	55			43	67	96
Clarke, Raphael	DEF	\$241,100	-\$9,000	3	79%	0.45	53	53		43	48	68	59
Gardiner, Michael	RUC	\$237,600	-\$42,300	5	54%	0.44	53	51	62	47	50	46	76
King, Steven	RUC	\$198,800	-\$36,800	5	50%	0.37	45	47	63	29	41	53	50
Dawson, Zac	DEF	\$180,700	-\$45,200	6	97%	0.33	40	35	21	49	39	32	60
McEvoy, Ben	RUC	\$194,100	\$0	2	62%	0.25	31						79
Pattison, Adam	RUC	\$238,800	\$0	1	83%	0.17	21						



Best AFL Fantasy Footy guide around

2010 AFL PROSPECTUS

Available at Target. and all good book stores



SYDNEY SWANS

FREAKO SAYS:


AFL DREAM TEAM AVERAGE

If you're looking at bringing in Adam Goodes this week, don't hesitate. He scored 121 and 119 points in his two games against the Cats last season.

1628
(Ranked 7th)

Sydney Swans AFL Dream Team Points

Player	Pos	Price	Change	Games	TOG%	Pts Per Min	Ave.	Last 4	3	4	5	6	BE
O'Keefe, Ryan	FWD / MID	\$419,900	-\$5,500	6	87%	0.87	107	97	91	92	111	94	99
Goodes, Adam	FWD / MID	\$398,400	-\$36,400	6	96%	0.75	93	92	106	90	93	80	116
Malceski, Nick	DEF	\$317,600	\$74,800	6	85%	0.74	91	91	119	38	106	99	25
Grundy, Heath	DEF / FWD	\$347,700	\$60,300	6	94%	0.73	91	92	114	68	96	90	66
McGlynn, Ben	MID	\$400,700	\$27,200	4	87%	0.71	88	95	142	47			101
Bolton, Jude	MID	\$383,000	-\$31,200	6	80%	0.71	88	95	115	88	95	81	102
McVeigh, Jarrad	MID	\$339,800	-\$15,400	6	88%	0.70	86	85	99	51	100	88	58
Jack, Kieren	MID	\$320,800	\$48,400	6	85%	0.69	85	88	71	73	101	108	24
Kennelly, Tadhg	DEF	\$292,600	\$87,900	6	91%	0.65	80	79	82	96	75	62	75
Bradshaw, Daniel	FWD	\$349,400	\$39,300	6	91%	0.65	80	97	80	117	95	94	64
Shaw, Rhyce	DEF	\$340,600	-\$37,900	6	85%	0.62	77	84	86	75	91	82	74
Kennedy, Josh P.	MID	\$317,900	\$2,400	6	74%	0.62	76	76	101	71	70	63	97
Kirk, Brett	MID	\$344,600	-\$40,300	6	81%	0.60	74	76	71	111	79	44	127
Hannebery, Daniel	MID	\$267,400	\$65,300	5	74%	0.59	73	70	59	115	44	61	89
Moore, Jarred	FWD	\$263,500	\$31,200	6	83%	0.56	69	68	73	64	64	71	56
Mumford, Shane	RUC	\$262,400	\$19,500	6	62%	0.52	64	66	78	83	43	59	88
Richards, Ted	DEF	\$296,900	\$0	2	79%	0.50	63	74				74	89
Roberts-Thomson, Lewis	DEF	\$280,600	-\$4,400	6	94%	0.51	63	70	86	69	65	59	79
Seaby, Mark	RUC	\$219,700	-\$7,000	6	52%	0.47	59	36	30	55	56	1	102
Mattner, Martin	DEF	\$276,000	-\$41,200	6	88%	0.47	58	64	78	71	59	46	95
Jetta, Lewis	MID	\$205,200	\$99,700	6	72%	0.46	57	57	56	65	76	30	43
Smith, Nick	MID	\$233,700	\$0	2	80%	0.41	51	51			59	42	68
White, Jesse	RUC	\$181,900	-\$33,200	6	86%	0.34	42	40	39	30	55	36	41
Bolton, Craig	DEF	\$207,000	-\$65,900	5	76%	0.33	40	39	59	11	46		93



Best AFL Fantasy Footy guide around

2010 AFL PROSPECTUS

Available at  Target. and all good book stores



WEST COAST EAGLES

FREAKO SAYS:

AFL DREAM TEAM AVERAGE

If history is anything to go by, then Matt Priddis is in for a blinder against Hawthorn. He has topped 100 points in each of his past five games against them, averaging an incredible 123 points per match.

1504
(Ranked 14th)

West Coast AFL Dream Team Points

Player	Pos	Price	Change	Games	TOG%	Pts Per Min	Ave.	Last 4	3	4	5	6	BE
Selwood, Adam	MID	\$399,100	\$12,600	6	84%	0.80	101	92	75	107	99	87	103
Priddis, Matt	MID	\$400,800	-\$21,200	6	86%	0.75	96	100	116	92	85	106	100
Ebert, Brad	MID	\$354,300	\$37,400	6	82%	0.73	92	90	111	94	57	99	101
Embley, Andrew	MID	\$390,700	\$7,800	6	88%	0.72	92	92	111	111	84	60	139
Butler, Sam	MID	\$264,200	\$0	2	84%	0.65	85						23
Rosa, Matt	MID	\$334,500	-\$12,000	4	85%	0.66	83	83	120	77	72	63	107
Waters, Beau	DEF	\$291,800	\$139,000	6	81%	0.63	80	82	64	98	115	49	48
Cox, Dean	RUC	\$383,500	-\$88,000	6	71%	0.61	77	92	73	99	102	93	83
Kennedy, Josh J.	FWD	\$307,400	-\$16,100	6	91%	0.57	73	71	63	87	72	62	89
Hansen, Ashley	FWD	\$251,400	\$0	2	86%	0.57	71	71	68	73			41
Naitanui, Nick	RUC	\$269,600	\$37,200	6	75%	0.55	69	65	62	79	55	65	75
Hurn, Shannon	DEF	\$291,200	-\$21,200	4	88%	0.52	67	58			55	61	95
Lynch, Quinten	FWD	\$386,100	\$0	2	97%	0.52	67	45				45	147
Dalziell, Bradd	MID	\$315,600	-\$16,600	3	74%	0.54	66	66	61	72	66		91
Shuey, Luke	MID	\$140,100	\$45,600	3	75%	0.51	65	46	46				-8
Selwood, Scott	DEF	\$252,100	\$700	5	81%	0.50	63	62	63	66	49	70	64
LeCras, Mark	FWD	\$279,000	-\$51,000	5	85%	0.49	62	63	67	60	46	77	79
Hams, Ashton	DEF	\$123,300	\$45,500	3	85%	0.48	61	61		48	68	68	-47
McGinnity, Patrick	MID	\$229,600	-\$300	5	78%	0.47	60	48		57	30	56	80
Mackenzie, Eric	DEF	\$209,900	\$11,900	3	95%	0.46	60	71				71	19
Jones, Brett	DEF	\$237,600	\$35,000	6	86%	0.47	60	61	87	54	61	43	68
Kerr, Daniel	MID	\$257,000	-\$14,600	4	77%	0.47	59	49	55	43			88
Masten, Chris	MID	\$260,600	-\$33,300	6	68%	0.46	58	57	75	68	43	42	104
Swift, Tom	MID	\$271,900	-\$29,500	4	62%	0.45	58	68	40			95	62
Stevenson, Lewis	MID	\$94,500	\$0	1	79%	0.46	56	56			56		
Brown, Mitchell	DEF	\$236,700	-\$11,900	5	89%	0.42	53	47	60	59	21		92
Schofield, Will	DEF	\$169,300	\$15,500	4	92%	0.39	49	49	66	41	44	44	35
Spangher, Matt	DEF	\$219,400	-\$19,100	4	86%	0.38	48	52	50	43	64		52
Nicoski, Mark	DEF	\$216,700	\$0	2	51%	0.35	45						67
Glass, Darren	DEF	\$164,700	-\$24,800	6	95%	0.29	36	41	54	42	17	49	53
McKinley, Ben	FWD	\$261,100	\$0	1	87%	0.23	30	30				30	



Best AFL Fantasy Footy guide around

2010 AFL PROSPECTUS

Available at Target. and all good book stores



WESTERN BULLDOGS

FREAKO SAYS:

AFL DREAM TEAM AVERAGE

Lindsay Gilbee has been in terrific form this year. His 167 points last week against the Saints was a career-high, which was made up of 34 disposals, 15 marks and six tackles.

1704
(Ranked 2nd)

W. Bulldogs AFL Dream Team Points

Player	Pos	Price	Change	Games	TOG%	Pts Per Min	Ave.	Last 4	3	4	5	6	BE
Boyd, Matthew	MID	\$478,800	\$22,400	4	92%	0.97	121	125	154	95			98
Gilbee, Lindsay	DEF / MID	\$393,000	\$32,100	6	87%	0.87	105	109	97	46	124	167	-6
Griffen, Ryan	MID	\$414,400	\$42,100	6	81%	0.83	100	109	126	97	118	96	86
Cooney, Adam	MID	\$400,800	\$4,000	6	85%	0.83	100	100	93	89	99	119	73
Giansiracusa, Daniel	FWD	\$397,500	\$19,000	6	83%	0.81	98	109	72	86	125	154	9
Cross, Daniel	MID	\$387,600	-\$33,300	6	88%	0.80	97	93	105	65	95	108	78
Higgins, Shaun	FWD / MID	\$388,000	-\$1,000	6	80%	0.77	93	90	106	98	87	68	126
Harbrow, Jarrod	DEF	\$348,100	\$15,700	6	88%	0.73	88	95	100	77	72	129	51
Lake, Brian	DEF	\$354,400	-\$2,500	6	93%	0.72	86	92	111	64	80	111	66
Hahn, Mitch	FWD	\$296,200	-\$13,000	6	88%	0.66	80	73	53	25	94	121	0
Eagleton, Nathan	MID	\$345,500	-\$7,400	3	73%	0.68	80	80		59	114	66	70
Murphy, Robert	FWD	\$298,600	-\$52,200	6	85%	0.66	79	68	69	33	72	96	48
Grant, Jarrad	FWD	\$96,700	\$0	2	77%	0.66	75	75			58	92	-80
Moles, Brodie	MID	\$173,600	\$89,800	4	74%	0.61	74	71	63	49	102		-25
Akermanis, Jason	FWD	\$327,900	-\$85,300	5	73%	0.59	71	70	39		74	96	68
Johnson, Brad	FWD	\$392,800	-\$38,600	3	77%	0.59	70	76			83	68	134
Hill, Josh	FWD	\$314,900	-\$18,600	4	86%	0.56	70	67	80	54			94
Hall, Barry	FWD	\$295,600	\$14,400	6	91%	0.57	69	76	109	55	98	43	73
Everitt, Andrejs	DEF	\$244,900	\$7,600	6	80%	0.52	63	63	67	42	66	77	35
Hargrave, Ryan	DEF	\$292,100	-\$117,400	5	67%	0.50	60	61	9	65		108	39
Hudson, Ben	RUC	\$259,000	-\$14,500	6	72%	0.49	59	60	63	68	64	44	80
Minson, Will	RUC	\$269,200	-\$26,800	4	73%	0.47	59	58	64	52			79
Addison, Dylan	MID	\$221,700	\$12,300	4	79%	0.45	54	62		73	54	58	49
Williams, Tom	DEF	\$199,000	\$19,200	6	75%	0.43	52	52	38	40	68	63	13
Roughhead, Jordan	RUC	\$94,500	\$0	2	61%	0.46	52	52			64	39	-34
Morris, Dale	DEF	\$195,500	-\$31,600	5	97%	0.39	46	43	32	46	31	61	50
Picken, Liam	MID	\$228,100	-\$20,200	3	88%	0.33	41	44	44				79



Best AFL Fantasy Footy guide around

2010 AFL PROSPECTUS

Available at Target. and all good book stores

