

# FANTASY FREAKO'S

## ROUND 5 RAVE



### CHAMPION/DATA/ISSUE 5

Hi and welcome to the fifth edition of the Fantasy Freako's rave for 2010. This week we have introduced the form average which takes into account the last four weeks of footy. We have also included an approximate breakeven score for each player which should assist you in deciding whether to trade a player in, or alternatively give them the boot. Good luck to all coaches this week.

### OFF TO A FLYER!

As a coach, there is nothing more frustrating than watching a match and not seeing any of your players get near the ball early. It's so frustrating that you start to wonder whether they've been injured, or are sitting on the bench as part of the myriad of rotations. On the flip side though, is there a better feeling than seeing one of your player's dominating early?

With Gary Ablett in such red-hot form, one would have assumed that he would have been the most dominant player in first quarters this season, but that isn't the case. Sam Gilbert leads all comers averaging 36 points in the first quarter, which has made up 34% of his overall score this season. Sam Mitchell is next best averaging 35 points in the first term, but the most interesting one is Brad Johnson. He averages 29 points in first quarters, but this attributes to 41% of his scores for the match. As the second-oldest player in the AFL, it's understandable that he slows down later on in matches.

#### Best first quarter performers this season

Rank	Player	Club	Position	1st Q Ave.	% of	Ave.
1	S.Gilbert	STK	Def	36	34	105
2	S.Mitchell	HAW	Mid	35	36	97
3	James	MEL	Mid	34	33	105
4	S.Wellingham	COLL	Mid	32	34	95
5	G.Ablett	GEE	Mid	31	24	131
6	K.Simpson	CAR	Mid	31	27	114
7	B.Rawlings	NM	Mid	31	35	89
8	N.Dal Santo	STK	Mid	31	28	108
9	M.Rischitelli	BRIS	Mid	30	30	100
10	B.Stanton	ESS	Mid	30	24	122
11	D.Thomas	COLL	Fwd	29	30	96
12	B.Prismall	ESS	Mid	29	30	98
13	D.Milburn	GEE	Def	29	35	83
14	J.Gram	STK	Def / Mid	29	31	93
15	B.Johnson	WB	Fwd	29	41	71
16	L.Hodge	HAW	Def / Mid	28	24	118
17	R.O'Keefe	SYD	Fwd / Mid	28	26	109
18	K.Cornes	PORT	Mid	28	27	103
19	R.Shaw	SYD	Def	28	37	75
20	C.Judd	CAR	Mid	28	24	115

### FORM PLAYERS

To assist you in your decision making this week, here is a list of the top 15 for players of the competition based on the last four weeks. It's no surprise that Gary Ablett heads the list with an average of 132 points per match, with team mate Paul Chapman next best with an average of 120 points. Colin Sylvia makes the list despite playing only two matches, scoring 125 and 112 points in his two games. With the Demons on the up, he could be a good acquisition this season.

#### Leading player's over the past four weeks

Player	Club	Pos	Price	Pts Per Min	Ave.	Last 4
G. Ablett	GEE	MID	\$530,800	1.15	131	132
P. Chapman	GEE	FWD / MID	\$501,100	1.08	117	120
C. Sylvia	MEL	FWD / MID	\$418,700	1.10	119	119
M. Boyd	WB	MID	\$478,800	1.06	121	118
L. Montagna	STK	MID	\$476,100	1.09	112	115
N. Dal Santo	STK	MID	\$463,900	1.03	108	115
C. Judd	CAR	MID	\$414,600	1.11	115	115
B. Stanton	ESS	MID	\$455,200	1.28	122	114
K. Simpson	CAR	MID	\$445,700	1.09	114	113
L. Hodge	HAW	DEF / MID	\$433,800	1.13	118	113
J. Bartel	GEE	MID	\$460,100	1.02	113	112
R. Griffen	WB	MID	\$411,400	1.01	101	108
B. Green	MEL	MID	\$417,200	1.00	104	108
B. Goddard	STK	DEF / MID	\$447,100	0.96	104	108
B. McGlynn	SYD	MID	\$400,700	0.82	88	108

# ADELAIDE CROWS

## FREAKO SAYS:


## AFL DREAM TEAM AVERAGE

*Phil Davis looms as a great trade down target this week. He has scored 69 and 71 points in his two games and can be selected both as a defender and a forward.*

**1459**  
**(Ranked 15th)**

### Adelaide AFL Dream Team Points

Player	Pos	Price	Change	Games	TOG%	Pts Per Min	Ave.	Last 4	2	3	4	5	BE
Thompson, Scott	MID	\$389,600	-\$40,600	5	85%	0.90	91	92	94	78	88	108	86
Edwards, Tyson	MID	\$383,400	-\$41,700	5	84%	0.89	89	87	72	74	105	97	76
Vince, Bernie	MID	\$402,400	-\$39,000	5	83%	0.87	86	91	65	113	90	94	108
Burton, Brett	FWD	\$285,500	\$56,100	4	82%	0.85	82	82	60	101	85	82	40
Knights, Chris	FWD	\$359,200	-\$12,800	3	85%	0.80	80	80		68	105	66	89
Reilly, Brent	MID	\$330,000	\$1,700	5	85%	0.78	79	85	93	79	74	95	70
Goodwin, Simon	DEF	\$365,800	-\$27,800	5	88%	0.76	79	82	63	116	66	82	117
Maric, Ivan	RUC	\$262,800	\$22,400	4	83%	0.72	71	71	76	91	52	65	74
Johncock, Graham	DEF	\$358,100	\$0	2	85%	0.71	71	71			61	81	118
Bock, Nathan	DEF	\$361,500	-\$24,900	3	81%	0.72	70	68	76	59			127
Davis, Phil	DEF / FWD	\$94,500	\$0	2	87%	0.68	70	70			69	71	-71
Schmidt, Chris	DEF	\$144,100	\$49,600	3	75%	0.80	69	69		81	60	67	-23
Mackay, David	MID	\$306,400	-\$14,400	4	84%	0.68	68	67	62	89	51		82
Doughty, Michael	DEF / MID	\$329,300	-\$53,000	5	92%	0.62	68	70	58	99	50	72	117
McLeod, Andrew	DEF	\$289,200	-\$48,100	5	87%	0.65	67	64	71	40	80	65	65
Walker, Taylor	FWD	\$235,100	\$14,100	4	84%	0.65	65	57	48	62	62		46
Douglas, Richard	FWD	\$279,000	-\$10,000	5	78%	0.67	63	68	84	74	58	54	90
Porplyzia, Jason	FWD	\$290,700	-\$42,200	4	88%	0.59	62	62	65	65	40	77	94
Dangerfield, Patrick	FWD / MID	\$228,700	-\$3,300	5	78%	0.66	61	58	94	30	56	51	59
van Berlo, Nathan	MID	\$343,100	\$0	2	83%	0.61	61	51				51	128
Cook, Myke	MID	\$206,000	\$8,300	5	76%	0.62	56	54	40	41	52	83	14
Rutten, Ben	DEF	\$239,700	-\$24,100	5	100%	0.45	54	57	64	61	38	63	73
Griffin, Jonathon	RUC	\$210,900	\$0	1	71%	0.60	53						
Petrenko, Jared	DEF	\$208,900	\$14,100	5	83%	0.50	50	52	64	66	42	36	73
Tippett, Kurt	FWD / RUC	\$238,000	-\$81,400	5	85%	0.49	49	47	40	33	46	68	59
Stevens, Scott	DEF / FWD	\$274,600	\$0	1	70%	0.52	45						
Sloane, Rory	MID	\$175,800	\$0	1	38%	0.88	42						
Armstrong, Tony	MID	\$94,500	\$0	1	74%	0.39	36						
Young, Will	DEF	\$94,500	\$0	1	83%	0.36	36	36	36				
Hentschel, Trent	FWD	\$217,900	-\$26,400	3	59%	0.49	35	32	55	8			95
Henderson, Ricky	FWD / DEF	\$94,500	\$0	1	68%	0.41	33	33				33	
Sellar, James	RUC	\$163,600	\$0	1	27%	0.73	24	24	24				



Best AFL Fantasy Footy guide around

# 2010 AFL PROSPECTUS

Available at  Target. and all good book stores



# BRISBANE LIONS

## FREAKO SAYS:


## AFL DREAM TEAM AVERAGE

*Jonathan Brown was clearly hampered last week against the Demons. He scored a paltry 39 points which was his lowest score since Round 1, 2006.*

**1601**  
**(Ranked 8th)**

### Brisbane Lions AFL Dream Team Points

Player	Pos	Price	Change	Games	TOG%	Pts Per Min	Ave.	Last 4	2	3	4	5	BE
Brennan, Jared	FWD / MID	\$400,400	\$27,400	4	82%	1.03	104	99	119		108	69	113
Rischitelli, Michael	MID	\$366,500	\$56,900	5	79%	1.02	100	97	96	105	89	97	80
Brown, Jonathan	FWD	\$403,000	-\$12,800	5	96%	0.84	100	90	141	94	87	38	167
Power, Luke	MID	\$407,800	-\$13,000	4	88%	0.89	97	97	115	67	110		119
Johnstone, Travis	MID	\$340,000	\$12,000	5	85%	0.84	89	89	89	66	92	107	47
Drummond, Josh	DEF	\$332,100	-\$1,400	5	83%	0.82	84	82	90	79	67	93	81
Fevola, Brendan	FWD	\$338,100	-\$55,200	5	98%	0.65	79	72	48	65	84	90	71
Leuenberger, Matthew	RUC	\$276,900	\$74,800	5	68%	0.93	78	80	51	85	89	96	16
Maguire, Matt	DEF	\$232,900	\$131,200	5	81%	0.75	75	77	62	111	41	94	34
Black, Simon	MID	\$348,700	-\$48,900	4	67%	0.90	75	76	75	45		107	101
Selwood, Troy	MID	\$214,400	\$0	1	68%	0.87	73	73			73		
Hawksley, James	DEF	\$224,800	\$25,300	3	86%	0.68	73	73		66	71	81	11
Rockliff, Tom	FWD	\$152,200	\$51,100	3	83%	0.71	72	72		87	78	52	-20
Sherman, Justin	MID	\$333,500	-\$45,200	4	89%	0.65	72	64	30	93	69		80
Polkinghorne, James	FWD	\$246,400	\$11,800	3	85%	0.65	69	69		79	54	73	52
Redden, Jack	MID	\$279,900	\$14,000	5	84%	0.66	68	66	49	95	57	64	82
Banfield, Todd	MID	\$200,800	\$106,300	5	83%	0.65	66	63	51	73	70	56	20
Staker, Brent	FWD / MID	\$259,400	\$24,300	5	91%	0.58	65	63	52	84	62	53	73
Clark, Mitch	RUC	\$348,500	-\$66,300	4	77%	0.68	65	71	62	69		82	102
Raines, Andrew	DEF	\$249,700	\$31,500	5	83%	0.63	64	68	65	60	80	65	36
Rich, Daniel	MID	\$301,900	-\$37,200	5	80%	0.63	63	65	65	92	51	53	115
McGrath, Ashley	DEF	\$279,600	-\$29,200	4	91%	0.54	60	59	37	83		56	64
Patfull, Joel	DEF	\$242,300	\$18,000	5	89%	0.54	60	67	58	67	53	89	34
Proud, Albert	MID	\$223,800	\$0	2	68%	0.62	52	52			71	33	58
Stiller, Cheynee	MID	\$285,400	\$0	1	79%	0.51	50	50	50				
Merrett, Daniel	DEF	\$194,400	-\$4,900	5	86%	0.39	42	46	63	49	56	16	69
Adcock, Jed	DEF	\$371,400	\$0	2	43%	0.66	35	39	39				200
Buchanan, Amon	FWD	\$268,400	\$0	1	19%	0.57	13						



Best AFL Fantasy Footy guide around

# 2010 AFL PROSPECTUS

Available at Target. and all good book stores



# CARLTON

## FREAKO SAYS:

## AFL DREAM TEAM AVERAGE

*If you're looking at trading up to an elite midfielder this week, then it's hard to go past Chris Judd. If you want him in your team, make sure you do it this week before his price rises.*

**1635**  
**(Ranked 5th)**

### Carlton AFL Dream Team Points

Player	Pos	Price	Change	Games	TOG%	Pts Per Min	Ave.	Last 4	2	3	4	5	BE
Bower, Paul	DEF	\$313,100	\$0	1	96%	1.03	118						
Judd, Chris	MID	\$414,600	\$0	2	87%	1.11	115	115			121	108	72
Simpson, Kade	MID	\$445,700	\$53,800	5	87%	1.09	114	113	99	120	143	91	89
Murphy, Marc	MID	\$434,000	-\$16,200	5	81%	1.05	103	105	109	78	144	89	82
Scotland, Heath	DEF	\$383,500	\$4,200	5	83%	1.01	101	95	107	85	80	108	90
Carrazzo, Andrew	DEF / MID	\$383,700	\$9,600	5	82%	1.02	100	93	81	91	95	104	79
Gibbs, Bryce	MID	\$407,500	-\$62,500	5	88%	0.90	95	93	106	67	92	105	98
Garlett, Jefferey	FWD	\$238,300	\$0	2	83%	0.87	85	85			77	93	3
Houlihan, Ryan	FWD	\$323,600	\$6,300	5	86%	0.80	83	79	85	66	93	73	69
Betts, Eddie	FWD	\$307,000	\$32,700	5	87%	0.79	83	76	45	83	89	88	46
Kreuzer, Matthew	RUC	\$324,300	-\$6,200	5	65%	1.03	80	78	79	69	88	75	72
Russell, Jordan	DEF	\$309,700	-\$14,800	5	90%	0.73	80	75	57	56	82	103	40
Waite, Jarrad	DEF / FWD	\$338,500	-\$5,100	3	84%	0.77	78	74	78	69			98
Walker, Andrew	MID	\$322,500	\$4,400	5	86%	0.72	75	75	39	74	134	52	48
Lucas, Kane	MID	\$159,500	\$46,000	3	73%	0.81	71	71		67	93	52	-29
McLean, Brock	MID	\$321,100	-\$46,800	4	67%	0.88	70	62	80	32		75	126
White, Simon	DEF	\$77,800	\$0	2	83%	0.67	66	66			74	58	-76
Thornton, Bret	DEF	\$329,100	-\$21,300	3	95%	0.56	65	53	51	54			134
Anderson, Joe	DEF	\$193,300	\$0	2	78%	0.63	61	57	57				19
O'hAilpin, Setanta	DEF / FWD	\$213,100	\$8,000	5	88%	0.57	60	55	94	38	36	53	65
Robinson, Mitch	MID	\$253,200	-\$4,700	4	75%	0.65	59	53	60	71	28		85
Yarran, Chris	FWD	\$221,900	\$7,300	5	74%	0.66	58	54	46	56	50	64	47
Henderson, Lachie	DEF / FWD	\$234,900	\$8,900	5	89%	0.50	53	54	55	71	71	20	79
Warnock, Robert	RUC	\$157,700	\$55,900	5	53%	0.79	51	42	23	52	51	43	20
Armfield, Dennis	DEF	\$210,200	-\$9,200	4	89%	0.46	49	49	38	39	55	63	34
Joseph, Aaron	MID	\$180,500	-\$45,200	5	83%	0.39	39	37	32	33	36	48	47
Jamison, Michael	DEF	\$162,900	-\$1,400	5	95%	0.31	36	38	21	45	57	27	34



Best AFL Fantasy Footy guide around

# 2010 AFL PROSPECTUS

Available at Target. and all good book stores





# COLLINGWOOD

## FREAKO SAYS:

*If we take out Dane Swan's 143 points in Round 1, he's had a poor year by his lofty standards. He should hopefully find some form this week against the Blues, a team he has averaged 118 points against since 2007.*

## AFL DREAM TEAM AVERAGE

**1618**  
**(Ranked 7th)**

### Collingwood AFL Dream Team Points

Player	Pos	Price	Change	Games	TOG%	Pts Per Min	Ave.	Last 4	2	3	4	5	BE
Swan, Dane	MID	\$471,800	-\$51,700	5	81%	1.09	108	100	84	112	119	83	140
Shaw, Heath	DEF	\$376,100	\$10,700	4	91%	0.90	101	87	64		111	87	75
Thomas, Dale	FWD	\$368,800	\$32,500	5	81%	0.96	96	98	108	78	110	96	61
Wellingham, Sharrod	MID	\$338,600	\$52,400	5	79%	0.98	95	94	87	85	82	123	40
Pendlebury, Scott	MID	\$410,800	-\$43,900	5	77%	1.00	95	98	116	70	108	97	93
Didak, Alan	FWD / MID	\$388,600	-\$62,700	5	77%	0.93	88	83	52	84	89	106	87
Beams, Dayne	MID	\$332,700	-\$1,000	4	75%	0.93	85	85	91	55	89	106	46
Sidebottom, Steele	MID	\$321,300	\$66,700	5	75%	0.90	83	92	94	85	112	76	45
Dawes, Chris	FWD	\$233,800	\$0	1	83%	0.84	83	83				83	
Cloke, Travis	FWD	\$345,500	-\$4,600	5	88%	0.76	82	85	69	85	90	97	63
Ball, Luke	MID	\$344,800	-\$21,700	5	74%	0.86	79	79	75	98	62	81	107
Johnson, Ben	MID	\$298,800	\$4,800	4	74%	0.87	79	76	50		81	97	39
Maxwell, Nick	DEF	\$314,400	-\$17,600	5	94%	0.64	74	74	107	67	73	47	108
O'Brien, Harry	DEF	\$273,800	\$800	5	98%	0.59	71	65	59	66	62	72	64
Davis, Leon	FWD / MID	\$346,100	-\$89,300	5	79%	0.72	70	70	75	55	94	56	101
Lockyer, Tarkyn	FWD	\$351,400	-\$58,400	4	89%	0.63	70	68	89	42	74		139
Fraser, Josh	RUC	\$297,700	-\$88,100	5	62%	0.81	62	62	45	54	49	99	68
Medhurst, Paul	FWD	\$257,900	-\$31,300	5	84%	0.58	60	56	53	49	73	48	66
Jolly, Darren	RUC	\$311,900	-\$69,600	5	76%	0.63	59	66	39	68	87	69	70
McCarthy, John	MID	\$202,100	\$0	1	74%	0.66	59	59		59			
Toovey, Alan	DEF	\$223,800	-\$24,400	5	97%	0.46	55	54	38	39	51	89	22
Anthony, John	FWD	\$305,900	\$0	2	86%	0.50	54	60	60				114
Macaffer, Brent	FWD	\$207,700	\$3,800	3	87%	0.50	54	54		54	70	37	44
O'Bree, Shane	MID	\$361,900	\$0	2	67%	0.63	53	33		33			157
Brown, Nathan J.	DEF	\$161,600	\$0	1	97%	0.41	47	47				47	
Brown, Leigh	DEF / FWD	\$193,000	-\$36,800	4	83%	0.37	39	32	28	39	30		71
Reid, Ben	FWD	\$169,200	\$0	2	88%	0.31	33	33	48			18	57
Prestigiacomo, Simon	DEF	\$134,600	-\$10,400	3	88%	0.23	26	27		23	31		44



Best AFL Fantasy Footy guide around

# 2010 AFL PROSPECTUS

Available at  Target. and all good book stores



# ESSENDON

## FREAKO SAYS:

## AFL DREAM TEAM AVERAGE

*The Bombers were terrible last week against the Magpies. Apart from Brent Stanton, I would avoid everyone else.*

**1538**  
**(Ranked 12th)**

### Essendon AFL Dream Team Points

Player	Pos	Price	Change	Games	TOG%	Pts Per Min	Ave.	Last 4	2	3	4	5	BE
Stanton, Brent	MID	\$455,200	\$11,600	4	78%	1.28	122	114	93	109		139	82
Prismall, Brent	MID	\$419,600	\$0	2	75%	1.04	98	97	97				109
Lovett-Murray, Nathan	DEF	\$337,200	\$7,300	3	75%	0.96	88	88		96	84	84	76
Hocking, Heath	MID	\$346,100	\$27,500	5	83%	0.85	87	88	96	98	80	78	93
Watson, Jobe	MID	\$376,500	-\$23,400	5	80%	0.87	86	89	82	83	105	85	83
Dyson, Ricky	MID	\$335,800	\$26,200	5	86%	0.77	82	84	94	113	60	69	114
Reimers, Kyle	FWD	\$306,100	\$28,000	4	82%	0.80	81	81		114	64	65	93
Houli, Bachar	DEF / MID	\$297,700	\$0	2	80%	0.79	79	79		89	69		58
Hille, David	RUC	\$293,100	\$55,800	5	80%	0.79	79	83	65	66	114	87	11
Monfries, Angus	FWD	\$320,900	-\$2,900	3	88%	0.71	77	75	84			65	84
Dempsey, Courtenay	DEF	\$289,300	\$23,300	5	84%	0.71	74	75	81	84	57	78	75
Zaharakis, David	MID	\$289,700	\$7,600	5	81%	0.73	73	71	67	59	93	66	51
Ryder, Patrick	RUC	\$322,800	-\$37,500	5	82%	0.69	69	69	59	84	80	54	100
Howlett, Ben	MID	\$77,800	\$0	2	76%	0.72	69	63	63				-81
Winderlich, Jason	MID	\$342,700	-\$70,800	5	81%	0.68	68	71	82	73	85	43	120
Pears, Tayte	DEF	\$260,900	\$21,600	5	90%	0.61	68	68	70	76	46	81	62
Fletcher, Dustin	DEF	\$291,300	-\$15,200	5	88%	0.62	67	68	40	84	61	86	64
Colyer, Travis	MID	\$134,400	\$44,900	3	73%	0.71	64	64		68	73	50	-26
Hooker, Cale	DEF	\$262,400	-\$19,100	5	87%	0.58	62	61	60	57	64	62	64
Welsh, Andrew	MID	\$296,900	-\$77,500	5	79%	0.63	62	58	56	61	57	59	99
Gumbleton, Scott	FWD	\$176,900	\$82,400	5	82%	0.55	56	65	76	56	33	96	-1
Slattery, Henry	MID	\$232,800	-\$24,200	5	89%	0.49	54	52	52	49	60	47	62
Melksham, Jake	MID	\$146,000	\$24,500	3	73%	0.59	53	53		57	59	42	5
McVeigh, Mark	MID	\$268,400	\$0	2	88%	0.47	51	51	62			40	93
Myers, David	DEF	\$188,900	\$0	1	76%	0.53	50	50	50				
Lonergan, Sam	MID	\$274,800	\$0	2	88%	0.44	48	48		53	43		103
Davey, Alwyn	FWD	\$277,000	\$0	2	76%	0.50	48	58	58				106
Neagle, Jay	FWD	\$202,100	\$0	1	72%	0.46	42						
Williams, Mark	FWD	\$220,600	-\$43,700	4	85%	0.37	39	44	33	53	45		62
Hurley, Michael	DEF / FWD	\$273,300	\$0	2	82%	0.37	38	38			47	28	123



Best AFL Fantasy Footy guide around

# 2010 AFL PROSPECTUS

Available at  Target. and all good book stores



# FREMANTLE

## FREAKO SAYS:

*Matthew Pavlich has topped 100 points in only two of his past 20 games against the Dockers. He notched up 136 points in its Round 17 clash last season – his best return against them in that time.*

## AFL DREAM TEAM AVERAGE

**1555**  
**(Ranked 10th)**

### Fremantle AFL Dream Team Points

Player	Pos	Price	Change	Games	TOG%	Pts Per Min	Ave.	Last 4	2	3	4	5	BE
Sandilands, Aaron	RUC	\$424,100	\$4,300	5	93%	0.90	105	107	123	89	113	104	90
Barlow, Michael	MID	\$253,200	\$147,400	5	76%	1.03	99	92	127	46	78	115	-9
Pavlich, Matthew	FWD / MID	\$408,000	\$3,100	5	94%	0.80	95	96	76	126	94	87	115
Duffield, Paul	DEF	\$388,700	-\$4,000	5	93%	0.81	94	89	55	87	135	79	68
Broughton, Greg	DEF	\$361,100	-\$24,100	5	91%	0.79	91	84	89	68	88	91	83
Mundy, David	MID	\$334,800	-\$11,100	5	78%	0.83	82	81	61	66	102	96	45
McPharlin, Luke	DEF / FWD	\$289,500	\$12,700	5	97%	0.64	79	68	57	61	88	67	55
Hill, Stephen	MID	\$299,300	\$44,200	5	84%	0.72	76	75	63	96	89	51	77
Hasleby, Paul	MID	\$322,400	-\$36,100	5	66%	0.89	74	79	113	69	45	89	100
Ballantyne, Hayden	FWD	\$260,300	\$21,900	5	80%	0.73	73	71	99	63	29	94	66
Hayden, Roger	DEF	\$271,500	\$27,100	5	79%	0.70	70	67	48	63	105	52	40
Silvagni, Alex	DEF	\$195,800	\$118,000	5	80%	0.68	68	69	78	51	83	62	-3
Crowley, Ryan	MID	\$257,300	\$14,900	5	84%	0.63	66	66	65	68	54	78	55
Fyfe, Nathan	FWD	\$89,500	\$0	1	74%	0.72	66	66				66	
Mayne, Chris	FWD	\$250,800	\$30,000	5	84%	0.62	66	65	66	75	56	61	65
Johnson, Michael	DEF	\$293,000	-\$38,300	5	88%	0.57	63	61	78	75	64	25	123
Pearce, Clancee	DEF	\$246,600	\$0	2	77%	0.63	60	60			90	30	59
Morabito, Anthony	MID	\$221,700	\$76,200	5	68%	0.70	60	63	63	98	47	42	72
McPhee, Adam	FWD / DEF	\$281,100	-\$59,700	5	73%	0.63	58	66	54	53	59	97	48
Suban, Nick	DEF	\$239,200	-\$1,700	3	69%	0.64	57	39	25	53			95
Tarrant, Chris	DEF	\$221,800	-\$2,700	4	97%	0.45	55	46	48		62	27	72
Headland, Des	FWD	\$272,700	-\$41,900	4	76%	0.56	54	50	50	64	37		97
van Berlo, Jay	MID	\$170,700	-\$23,700	5	88%	0.36	40	38	32	40	28	53	43
DeBoer, Matthew	MID	\$217,200	-\$25,000	3	79%	0.36	36	36		20	52	37	68
Ibbotson, Garrick	MID	\$313,800	\$0	2	62%	0.42	33	13	13				162
Dodd, Steven	DEF	\$267,400	\$0	1	73%	0.23	22	22		22			



Best AFL Fantasy Footy guide around

# 2010 AFL PROSPECTUS

Available at  Target. and all good book stores



# GEELONG CATS

## FREAKO SAYS:

## AFL DREAM TEAM AVERAGE

*Jimmy Bartel is a great captain choice this week. He's racked up 144 and 125 points in his last two games against the Tigers.*

**1705**  
**(Ranked 2nd)**

### Geelong Cats AFL Dream Team Points

Player	Pos	Price	Change	Games	TOG%	Pts Per Min	Ave.	Last 4	2	3	4	5	BE
Ablett, Gary	MID	\$530,800	\$8,800	5	91%	1.15	131	132	120	130	133	145	107
Chapman, Paul	FWD / MID	\$501,100	\$6,600	5	87%	1.08	117	120	102	146	127	103	133
Bartel, Jimmy	MID	\$460,100	-\$20,100	5	89%	1.02	113	112	132	92	109	116	109
Corey, Joel	MID	\$433,400	-\$35,200	4	80%	0.95	96	101	96	83	125		106
Kelly, James	DEF / MID	\$367,300	-\$5,600	5	88%	0.84	92	88	82	77	102	92	72
Enright, Corey	DEF	\$386,300	-\$8,000	5	90%	0.80	90	90	97	97	106	58	116
Podsiadly, James	FWD	\$150,500	\$72,700	3	84%	0.82	87	87		85	115	60	-66
Selwood, Joel	MID	\$383,300	-\$70,100	5	79%	0.87	86	81	90	87	60	86	132
Taylor, Harry	DEF	\$327,500	\$54,400	5	90%	0.74	83	89	99	87	109	62	66
Milburn, Darren	DEF	\$350,100	-\$5,100	3	80%	0.84	83	90			79	100	75
Ling, Cameron	MID	\$361,800	-\$26,700	5	86%	0.76	82	81	76	77	116	53	93
Byrnes, Shannon	FWD	\$318,500	-\$56,600	5	82%	0.75	77	61	90	57	69	27	135
Johnson, Steve	FWD	\$365,200	-\$71,700	5	88%	0.69	76	71	69	77	103	35	127
Mackie, Andrew	DEF	\$327,500	-\$37,600	5	90%	0.65	73	71	62	85	69	69	99
Duncan, Mitch	FWD / MID	\$188,800	\$99,300	4	77%	0.74	73	80	77	74	89		-26
Mooney, Cameron	FWD	\$326,400	-\$2,300	4	90%	0.65	72	74	103		90	28	119
Ottens, Brad	RUC	\$260,300	\$21,300	4	66%	0.85	69	66	89		58	51	80
Loneragan, Tom	FWD	\$230,600	\$28,000	5	91%	0.52	59	60	53	65	65	56	46
Wojcinski, David	DEF	\$246,100	-\$12,200	5	78%	0.60	59	63	62	36	82	70	26
Hunt, Josh	DEF	\$222,500	\$58,400	5	84%	0.56	58	62	66	81	59	40	62
Hawkins, Tom	FWD	\$262,900	-\$33,600	5	84%	0.56	58	54	50	58	78	28	85
Simpson, Dawson	RUC	\$94,500	\$0	1	45%	0.95	56	56		56			
Scarlett, Matthew	DEF	\$287,200	\$0	2	96%	0.38	46	41	41				117
Blake, Mark	RUC	\$201,700	-\$43,900	5	56%	0.57	40	40	40	49	45	24	77
Djerrkura, Nathan	MID	\$193,300	\$0	1	65%	0.47	40	40		40			
Hogan, Simon	MID	\$262,300	\$0	1	68%	0.50	40	40				40	
Gamble, Ryan	FWD	\$234,300	\$0	1	71%	0.40	38	38		38			
Rooke, Max	FWD	\$274,000	\$0	1	74%	0.42	36	36				36	
Motlop, Steven	FWD	\$94,500	\$0	1	17%	0.65	13	13	13				



Best AFL Fantasy Footy guide around  
**2010 AFL PROSPECTUS**

Available at Target. and all good book stores





# HAWTHORN

## FREAKO SAYS:

*Lance Franklin could explode this week against the Bombers. With no Tayte Pears, they have no obvious match up for him. He could score anything!*

## AFL DREAM TEAM AVERAGE

**1600**  
**(Ranked 9th)**

### Hawthorn AFL Dream Team Points

Player	Pos	Price	Change	Games	TOG%	Pts Per Min	Ave.	Last 4	2	3	4	5	BE
Hodge, Luke	DEF / MID	\$433,800	\$67,000	5	85%	1.13	118	113	101	125	114	110	90
Mitchell, Sam	MID	\$429,500	-\$19,700	4	86%	0.91	97	92	98	112	66		133
Birchall, Grant	DEF	\$351,900	\$24,000	5	83%	0.89	91	88	70	95	89	96	70
Ellis, Xavier	DEF	\$329,200	\$23,600	5	79%	0.87	85	85	82	84	83	90	66
Lewis, Jordan	MID	\$349,200	-\$62,400	5	75%	0.89	83	77	68	64	63	112	78
Kayler-Thomson, Jarrod	MID	\$77,800	\$0	2	70%	0.97	83	101				101	-110
Sewell, Brad	MID	\$446,100	\$0	1	78%	0.85	82	82				82	
Rioli, Cyril	FWD	\$342,300	\$7,400	4	75%	0.87	80	80	71	130	68	52	128
Franklin, Lance	FWD	\$346,600	-\$8,300	3	99%	0.65	80	80	67	74		98	79
Guerra, Brent	DEF	\$318,400	\$5,100	5	78%	0.81	78	82	64	89	61	113	57
Roughead, Jarryd	FWD	\$307,700	-\$14,000	5	97%	0.62	75	71	84	81	54	63	106
Suckling, Matt	DEF	\$158,200	\$0	2	76%	0.80	75	65		65			-34
Bateman, Chance	MID	\$342,200	-\$33,900	4	79%	0.74	72	72	80	43	118	47	83
Gilham, Stephen	DEF	\$261,300	\$17,900	5	97%	0.59	70	67	34	55	86	94	9
Whitecross, Brendan	DEF	\$311,600	\$0	2	76%	0.73	69	69			87	51	88
Morton, Jarryd	FWD / MID	\$282,500	-\$8,400	4	88%	0.63	68	65	80	45	69		91
Stratton, Benjamin	DEF	\$137,900	\$48,400	3	98%	0.55	67	67		62	41	98	-39
Ladson, Rick	DEF / MID	\$230,900	\$45,800	5	81%	0.67	66	62	60	71	49	66	52
Schoenmakers, Ryan	DEF	\$220,500	\$38,700	5	89%	0.59	65	58	77	53	54	47	59
Renouf, Brent	RUC	\$239,900	\$27,200	4	79%	0.65	64	67	74	67	60		47
Moss, Garry	MID	\$268,300	-\$2,400	3	82%	0.63	64	56		72	39		84
Brown, Campbell	DEF	\$244,100	-\$4,300	5	94%	0.54	62	55	15	50	89	64	24
Murphy, Thomas	DEF	\$247,400	-\$19,500	5	88%	0.58	62	57	77	27	85	37	57
Peterson, Carl	FWD	\$200,200	\$105,700	5	70%	0.72	62	60	73	97	41	30	74
Shiels, Liam	MID	\$250,100	-\$400	3	82%	0.61	61	57	65			49	67
Young, Clinton	MID	\$231,300	\$0	2	70%	0.62	55	55			72	37	59
Osborne, Michael	FWD / MID	\$253,200	-\$40,900	4	74%	0.55	50	50	52		51	48	85
Hooper, Rhan	FWD	\$237,300	\$0	2	49%	0.79	47	7	7				78
Gibson, Josh	DEF	\$272,600	-\$31,000	3	65%	0.56	45	26	48	3			147



Best AFL Fantasy Footy guide around

# 2010 AFL PROSPECTUS

Available at Target. and all good book stores



# MELBOURNE

## FREAKO SAYS:

*If you had Jack Trengove on your bench last week you would be absolutely filthy! His price jumped in price by \$33,400 this week after his 108-point game, ensuring he has further price rises in the coming weeks.*

## AFL DREAM TEAM AVERAGE

**1626**  
**(Ranked 6th)**

### Melbourne AFL Dream Team Points

Player	Pos	Price	Change	Games	TOG%	Pts Per Min	Ave.	Last 4	2	3	4	5	BE
Sylvia, Colin	FWD / MID	\$418,700	\$0	2	87%	1.10	119	119			125	112	67
McDonald, James	MID	\$404,100	\$56,500	5	77%	1.12	105	107	107	109	120	90	83
Green, Brad	MID	\$417,200	\$37,500	5	86%	1.00	104	108	115	111	116	89	97
Moloney, Brent	MID	\$397,100	\$8,500	5	79%	1.02	97	100	83	83	131	103	54
McKenzie, Jordie	MID	\$290,900	\$88,200	5	73%	1.04	91	88	112	60	92	87	32
Bruce, Cameron	MID	\$378,500	-\$31,100	5	88%	0.82	87	87	58	90	97	102	75
Bate, Matthew	FWD	\$351,500	\$3,300	5	87%	0.80	84	90	65	78	109	108	38
Grimes, Jack	DEF	\$356,700	-\$35,600	5	88%	0.76	82	79	94	81	82	58	119
Davey, Aaron	MID	\$355,800	-\$32,100	5	69%	0.98	81	85	108	79	70	81	107
Petterd, Ricky	FWD / MID	\$312,500	-\$800	5	88%	0.76	81	81	110	49	83	81	63
Trengove, Jack	MID	\$252,500	\$99,000	5	82%	0.79	78	81	69	83	64	108	11
Dunn, Lynden	MID	\$325,400	\$6,700	5	82%	0.78	78	76	67	94	85	56	95
Bail, Rohan	MID	\$158,600	\$57,100	3	89%	0.73	78	78	67	87	79		-51
Jones, Nathan	MID	\$321,900	-\$10,500	5	79%	0.78	74	78	62	74	95	81	57
Jamar, Mark	RUC	\$284,700	\$0	5	83%	0.74	74	72	83	53	71	82	53
Frawley, James	DEF	\$265,900	\$23,400	5	94%	0.61	69	64	58	88	51	60	82
Macdonald, Joel	DEF	\$288,000	-\$11,800	5	77%	0.73	68	70	80	69	61	68	80
Scully, Tom	MID	\$220,100	\$62,600	5	76%	0.68	63	63	57	56	88	51	21
Bartram, Clint	DEF	\$258,500	-\$9,200	4	82%	0.61	60	60	49	66	55	70	62
Rivers, Jared	DEF	\$226,300	\$0	1	75%	0.63	57						
Bennell, Jamie	MID	\$234,800	\$15,900	5	84%	0.52	53	52	41	105	33	29	108
Miller, Brad	FWD	\$275,000	\$0	1	88%	0.42	45						
Newton, Michael	FWD	\$266,500	\$0	2	74%	0.50	43	43	28	58			107
Garland, Colin	DEF	\$182,900	-\$12,200	3	83%	0.37	37	37		40	46	24	63
Strauss, James	MID	\$94,500	\$0	2	68%	0.43	36	26	26				-3
Martin, Stefan	DEF	\$198,000	\$0	1	73%	0.40	36	36				36	
Warnock, Matthew	DEF	\$157,100	-\$29,300	5	98%	0.28	33	33	37	31	39	26	49
Spencer, Jake	RUC	\$187,500	\$0	1	67%	0.11	9						



Best AFL Fantasy Footy guide around

# 2010 AFL PROSPECTUS

Available at Target. and all good book stores



# NORTH MELBOURNE

## FREAKO SAYS:


## AFL DREAM TEAM AVERAGE

*Ben Cunnington made his much awaited debut last week against the Hawks and was serviceable with 48 points. Watch how he goes this week because he could be a great trade down target in Round 7.*

**1507**  
**(Ranked 14th)**

### Nth. Melbourne AFL Dream Team Points

Player	Pos	Price	Change	Games	TOG%	Pts Per Min	Ave.	Last 4	2	3	4	5	BE
Harvey, Brent	FWD / MID	\$414,100	\$25,200	5	91%	0.85	96	96	18	163	96	108	96
Anthony, Liam	MID	\$395,800	-\$26,900	5	73%	1.04	94	85	75	115	71	78	138
Swallow, Andrew	MID	\$399,900	\$5,200	5	81%	0.92	91	100	99	119	87	94	109
Rawlings, Brady	MID	\$361,600	\$18,400	5	99%	0.73	89	90	122	103	71	65	126
Wells, Daniel	MID	\$349,800	\$51,500	5	84%	0.84	87	93	63	116	94	100	60
McIntosh, Hamish	RUC	\$344,600	-\$51,700	5	75%	0.86	79	77	76	58	89	86	75
Goldstein, Todd	RUC	\$257,700	\$36,600	5	80%	0.75	74	71	86	66	44	87	56
Bastinac, Ryan	MID	\$220,200	\$130,700	5	73%	0.80	72	70	45	86	94	53	13
Firrito, Michael	DEF / MID	\$302,200	-\$12,200	5	96%	0.58	68	71	77	100	36	70	113
Edwards, Aaron	FWD	\$282,200	-\$1,700	3	84%	0.66	68	68		83	69	53	83
Adams, Leigh	MID	\$281,800	\$10,500	5	71%	0.78	68	70	52	70	88	70	46
Ziebell, Jack	FWD / MID	\$279,700	-\$5,900	5	66%	0.84	68	62	34	85	60	69	74
Hansen, Lachie	DEF / FWD	\$259,600	-\$6,000	5	89%	0.61	66	61	80	61	48	54	86
McMahon, Scott	DEF	\$291,400	-\$29,400	4	82%	0.64	65	63		66	53	70	88
Campbell, Matt	FWD	\$223,400	\$0	2	74%	0.67	62	56	56				39
Greenwood, Levi	DEF / MID	\$220,100	\$0	1	71%	0.69	61	61				61	
Jones, Corey	FWD	\$300,100	\$0	1	92%	0.52	59	59	59				
Hale, David	FWD	\$246,100	\$10,200	5	93%	0.51	59	64	76	63	61	55	62
Warren, Ben	FWD	\$232,300	-\$2,500	5	85%	0.56	58	58	61	54	47	69	52
Thomas, Lindsay	FWD	\$235,000	-\$33,000	5	71%	0.65	57	51	50	44	52	56	62
Urquhart, Gavin	DEF	\$269,400	-\$25,200	5	78%	0.59	57	57	52	89	46	42	107
Grima, Nathan	DEF	\$256,600	-\$36,800	4	92%	0.47	53	53	71	78	30	32	124
Thompson, Scott D.	DEF	\$241,900	-\$36,700	5	95%	0.44	51	54	71	64	33	47	95
Ross, Ben	MID	\$265,800	\$0	2	71%	0.55	49	32	32				95
Harding, Leigh	MID	\$314,900	-\$40,500	3	78%	0.51	49	38		43	33		152
Cunnington, Ben	MID	\$141,500	\$0	1	64%	0.61	48	48				48	
Wright, Sam	FWD	\$191,900	-\$6,900	4	88%	0.40	43	42	40	58	28		53



Best AFL Fantasy Footy guide around

# 2010 AFL PROSPECTUS

Available at Target. and all good book stores



# PORT ADELAIDE

## FREAKO SAYS:


*If you're one of the 10,023 coaches that have Robbie Gray in your side, expect a price drop this week. With scores of 65 and 52 points in his two games, he needs an approximate score of 116 points this week to hold his price.*

## AFL DREAM TEAM AVERAGE

**1544**  
**(Ranked 11th)**

### Port Adelaide AFL Dream Team Points

Player	Pos	Price	Change	Games	TOG%	Pts Per Min	Ave.	Last 4	2	3	4	5	BE
Cornes, Kane	MID	\$409,900	-\$8,500	5	93%	0.87	103	97	109	94	91	92	114
Chaplin, Troy	DEF	\$335,800	\$23,800	4	98%	0.77	96	96	103	76	73	130	40
Davenport, Jason	MID	\$366,300	\$13,000	4	86%	0.79	88	97	124	76	92		98
Boak, Travis	MID	\$368,500	-\$28,400	5	78%	0.89	88	85	104	92	59	85	123
Pearce, Danyle	MID	\$338,100	\$600	5	86%	0.78	85	84	85	72	89	90	66
Salopek, Steven	MID	\$354,800	-\$18,400	5	80%	0.80	81	81	70	113	53	88	116
Ebert, Brett	FWD	\$287,800	\$4,400	5	87%	0.72	79	72	80	50	72	84	53
Cassisi, Domenic	MID	\$351,000	-\$61,000	5	83%	0.74	79	80	46	59	95	121	38
Westhoff, Justin	FWD	\$299,800	\$16,200	5	85%	0.71	77	81	121	61	69	73	75
Rodan, David	MID	\$305,500	\$0	2	71%	0.87	77	77			44	109	68
Hartlett, Hamish	MID	\$288,400	\$0	1	53%	1.16	72	72				72	
Surjan, Jacob	DEF	\$271,600	\$20,100	5	89%	0.63	71	72	77	64	63	85	49
Thomas, Matt	MID	\$266,000	-\$17,000	5	80%	0.68	69	65	75	45	55	84	54
Schulz, Jay	FWD	\$239,000	\$39,500	4	84%	0.64	69	70	78	67		64	42
Carr, Josh	MID	\$264,700	\$0	1	75%	0.76	68	68				68	
Krakouer, Nathan	DEF	\$296,100	-\$2,200	4	74%	0.70	67	75	68	86	71		58
Logan, Tom	MID	\$255,300	\$3,400	4	76%	0.67	65	65	72	66	56	66	63
Brogan, Dean	RUC	\$289,100	-\$26,800	4	73%	0.70	65	65	57		59	80	71
Stewart, Paul	DEF / MID	\$219,100	\$10,700	4	72%	0.69	63	58	39	47		89	23
Tredrea, Warren	FWD	\$297,000	-\$39,200	5	86%	0.56	61	59	22	95	68	51	96
Carlile, Alipate	DEF	\$252,400	\$27,700	5	94%	0.51	61	69	62	74	68	71	44
Gray, Robbie	FWD	\$321,200	\$0	2	76%	0.63	59	59			65	52	116
Cornes, Chad	DEF / MID	\$284,400	-\$98,900	5	90%	0.51	58	58	69	45	33	85	88
Banner, Mitchell	MID	\$129,300	\$34,800	3	71%	0.60	55	43	48	38			8
Moore, Andrew	DEF / FWD	\$125,500	\$0	1	73%	0.58	54						
Hitchcock, Cameron	FWD	\$144,100	\$46,300	4	85%	0.45	49	44	43	57	32		15
Cloke, Cameron	FWD / RUC	\$279,900	\$0	1	67%	0.56	48	48		48			
Harding, Scott	MID	\$202,800	\$0	1	68%	0.53	46						
Trengove, Jackson	DEF / RUC	\$112,400	\$17,900	4	81%	0.32	33	31	15	50	27		4
Stewart, Daniel	FWD	\$89,500	\$0	1	83%	0.31	33	33			33		
Lobbe, Matthew	FWD / RUC	\$94,500	\$0	1	47%	0.51	28	28					28



Best AFL Fantasy Footy guide around

# 2010 AFL PROSPECTUS

Available at Target. and all good book stores



# RICHMOND

## FREAKO SAYS:


## AFL DREAM TEAM AVERAGE

*It's hard to find any positives for Richmond this season. They face the Cats on the rebound this week and it could get ugly.*

**1306**  
**(Ranked 16th)**

### Richmond AFL Dream Team Points

Player	Pos	Price	Change	Games	TOG%	Pts Per Min	Ave.	Last 4	2	3	4	5	BE
Tuck, Shane	MID	\$415,500	-\$6,800	3	91%	0.86	98	98		63	127	103	71
Deledio, Brett	MID	\$374,700	-\$47,500	5	88%	0.79	85	83	75	79	93	84	95
Riewoldt, Jack	FWD	\$347,500	\$20,100	5	97%	0.69	81	84	61	96	120	59	73
Foley, Nathan	MID	\$374,100	\$0	1	78%	0.81	79	79				79	
Jackson, Daniel	MID	\$363,500	-\$35,600	4	80%	0.80	78	76	70	86	72		106
Connors, Daniel	MID	\$195,300	\$39,300	3	68%	0.90	74	73	72	73			-3
Nahas, Robin	FWD	\$308,300	-\$4,800	3	87%	0.69	73	81	58			104	62
Collins, Andrew	MID	\$329,100	\$0	2	80%	0.72	72	72			82	62	95
Edwards, Shane	FWD / MID	\$262,700	\$53,500	5	83%	0.68	70	73	62	81	75	74	41
Thomson, Adam	MID	\$210,900	\$0	2	80%	0.71	68	59	59				17
Cousins, Ben	MID	\$331,200	-\$20,900	3	74%	0.75	67	69		64		73	103
Nason, Ben	DEF	\$204,400	\$114,900	5	83%	0.64	65	69	68	70	78	61	9
Cotchin, Trent	MID	\$266,500	-\$29,700	5	80%	0.67	65	65	99	41	48	73	72
Newman, Chris	DEF	\$316,000	-\$33,800	4	83%	0.64	64	73	93	48		79	102
Martin, Dustin	MID	\$213,300	\$63,800	5	80%	0.66	64	65	66	64	48	80	27
Polo, Dean	DEF	\$288,500	\$0	1	98%	0.52	62	62		62			
Morton, Mitch	FWD	\$297,700	-\$45,900	4	84%	0.56	58	59	69	54	55		107
Moore, Kelvin	DEF	\$216,200	-\$3,000	5	91%	0.48	53	57	93	26	68	39	50
Dea, Matthew	FWD	\$89,500	\$0	2	83%	0.49	51	51			30	72	-37
Tambling, Richard	MID	\$270,700	-\$119,500	5	78%	0.53	51	45	49	30	63	37	96
McGuane, Luke	DEF	\$227,000	-\$15,300	4	96%	0.44	51	47	66	41		35	89
Hislop, Tom	MID	\$217,400	-\$3,800	3	79%	0.52	50	51	39		63		56
White, Matt	MID	\$270,000	\$0	2	83%	0.49	50	50		53	47		96
Simmonds, Troy	RUC	\$243,300	-\$56,300	5	68%	0.58	48	50	32	59	49	61	66
Farmer, Mitch	DEF / MID	\$153,000	\$38,000	4	79%	0.48	47	51	42		60	51	0
Rance, Alex	DEF	\$215,700	-\$11,900	3	93%	0.39	45	45		24	36	75	45
Vickery, Tyrone	RUC	\$184,300	-\$12,900	5	65%	0.48	38	41	23	59	44	38	52
Astbury, David	FWD	\$89,500	\$0	2	90%	0.32	37	37			51	22	-8
Post, Jayden	DEF	\$194,800	-\$19,200	3	86%	0.33	34	34	37	32	34		75
Taylor, Troy	FWD	\$89,500	\$0	2	76%	0.33	32	32			46	17	2
Thursfield, Will	DEF	\$124,000	\$0	2	89%	0.30	32	26	26				27
King, Jake	DEF	\$242,700	\$0	1	84%	0.30	30	30	30				
Roberts, Relton	FWD	\$77,800	\$0	2	64%	0.36	28	18		18			0



Best AFL Fantasy Footy guide around

# 2010 AFL PROSPECTUS

Available at  Target. and all good book stores





# ST KILDA

## FREAKO SAYS:

## AFL DREAM TEAM AVERAGE

*Making Brendon Goddard captain this week could be advantageous. He dominated against them last season, racking up scores of 141 and 136 points.*

**1708**  
**(Ranked 1st)**

### St. Kilda AFL Dream Team Points

Player	Pos	Price	Change	Games	TOG%	Pts Per Min	Ave.	Last 4	2	3	4	5	BE
Montagna, Leigh	MID	\$476,100	-\$33,000	5	84%	1.09	112	115	134	106	95	126	124
Dal Santo, Nick	MID	\$463,900	\$6,700	5	85%	1.03	108	115	144	112	130	75	131
Gilbert, Sam	DEF	\$424,100	\$32,600	5	95%	0.90	105	105	102	152	62	104	141
Goddard, Brendon	DEF / MID	\$447,100	-\$8,600	5	88%	0.96	104	108	137	97	130	67	127
Hayes, Lenny	MID	\$416,800	-\$61,700	5	72%	1.06	93	92	75	88	99	105	98
Gram, Jason	DEF / MID	\$399,800	-\$3,800	4	90%	0.83	93	101	98	101	104		85
Riewoldt, Nick	FWD	\$445,000	-\$23,100	3	75%	0.99	92	84	147	20			156
Jones, Clinton	MID	\$357,700	\$34,000	5	87%	0.86	91	97	78	91	99	118	42
Fisher, Sam	DEF	\$372,300	-\$1,000	3	91%	0.83	91	91		106	71	96	103
Blake, Jason	DEF	\$333,200	\$12,600	5	95%	0.70	82	80	68	98	79	73	90
Gwilt, James	DEF / FWD	\$311,500	\$61,900	5	96%	0.68	80	87	104	103	70	70	86
Baker, Steven	DEF	\$322,500	\$59,500	5	97%	0.66	78	88	82	115	85	68	81
Milne, Stephen	FWD	\$336,000	\$9,500	5	89%	0.71	78	84	109	75	108	45	91
Ray, Farren	MID	\$359,100	-\$34,400	4	87%	0.69	75	74	88	80	54		126
Schneider, Adam	FWD	\$313,300	-\$34,700	5	80%	0.75	74	78	78	49	76	110	41
Armitage, David	MID	\$314,800	-\$6,300	5	66%	0.91	74	80	103	54	99	65	64
Peake, Brett	MID	\$273,300	-\$5,200	5	81%	0.68	68	70	78	63	49	91	58
Geary, Jarryn	DEF	\$296,600	-\$18,900	5	81%	0.67	67	69	51	63	95	68	52
McQualter, Andrew	FWD	\$270,500	-\$13,400	5	75%	0.70	65	62	66	52	84	47	65
Eddy, Robert	MID	\$230,800	\$0	1	63%	0.82	61	61				61	
Gardiner, Michael	RUC	\$253,100	-\$26,800	4	55%	0.82	55	55	59	62	47	50	86
Koschitzke, Justin	FWD	\$306,300	\$0	2	83%	0.47	48	43				43	127
Clarke, Raphael	DEF	\$250,100	\$0	2	72%	0.52	46	46			43	48	90
King, Steven	RUC	\$210,100	-\$25,500	4	50%	0.70	43	44		63	29	41	82
Dawson, Zac	DEF	\$187,000	-\$38,900	5	97%	0.35	41	42	60	21	49	39	48
McEvoy, Ben	RUC	\$194,100	\$0	2	62%	0.40	31	28	28				79
Pattison, Adam	RUC	\$238,800	\$0	1	83%	0.21	21	21	21				



Best AFL Fantasy Footy guide around

# 2010 AFL PROSPECTUS

Available at  Target. and all good book stores



# SYDNEY SWANS

## FREAKO SAYS:


*Nick Malceski has topped 100 points in both his games at the SCG this season. He collected 30 disposals and 106 points last week against the Eagles, enjoying a \$15,600 price rise.*

## AFL DREAM TEAM AVERAGE

**1660**  
**(Ranked 3rd)**

### Sydney Swans AFL Dream Team Points

Player	Pos	Price	Change	Games	TOG%	Pts Per Min	Ave.	Last 4	2	3	4	5	BE
O'Keefe, Ryan	FWD / MID	\$425,700	\$300	5	87%	1.03	109	106	130	91	92	111	106
Goodes, Adam	FWD / MID	\$413,100	-\$21,700	5	94%	0.82	95	97	100	106	90	93	116
Grundy, Heath	DEF / FWD	\$348,500	\$61,100	5	93%	0.79	91	97	110	114	68	96	89
Malceski, Nick	DEF	\$312,900	\$70,100	5	84%	0.86	89	85	78	119	38	106	83
Bolton, Jude	MID	\$391,600	-\$22,600	5	80%	0.90	89	88	53	115	88	95	101
McGlynn, Ben	MID	\$400,700	\$27,200	4	87%	0.82	88	108	134	142	47		101
McVeigh, Jarrad	MID	\$345,200	-\$10,000	5	88%	0.79	86	81	72	99	51	100	99
Kennelly, Tadhg	DEF	\$284,000	\$79,300	5	91%	0.75	84	78	59	82	96	75	35
Kirk, Brett	MID	\$354,200	-\$30,700	5	80%	0.81	80	82	65	71	111	79	67
Jack, Kieren	MID	\$298,300	\$25,900	5	86%	0.76	80	80	73	71	73	101	42
Kennedy, Josh P.	MID	\$332,500	\$17,000	5	72%	0.89	79	84	92	101	71	70	100
Bradshaw, Daniel	FWD	\$325,500	\$15,400	5	89%	0.70	77	83	41	80	117	95	24
Hannebery, Daniel	MID	\$256,000	\$53,900	4	75%	0.83	76	76	84	59	115	44	27
Shaw, Rhyce	DEF	\$341,800	-\$36,700	5	84%	0.73	75	78	61	86	75	91	82
Seaby, Mark	RUC	\$244,000	\$17,300	5	62%	0.92	70	67	127	30	55	56	66
Moore, Jarred	FWD	\$261,000	\$28,700	5	83%	0.67	68	68	69	73	64	64	61
Mumford, Shane	RUC	\$266,400	\$23,500	5	58%	0.91	65	65	55	78	83	43	67
Roberts-Thomson, Lewis	DEF	\$287,100	\$2,100	5	93%	0.56	64	71	64	86	69	65	74
Jetta, Lewis	MID	\$195,500	\$90,000	5	72%	0.71	63	65	64	56	65	76	1
Mattner, Martin	DEF	\$289,100	-\$28,100	5	89%	0.55	60	66	55	78	71	59	80
Smith, Nick	MID	\$233,700	\$0	1	74%	0.66	59	59				59	
Richards, Ted	DEF	\$296,900	\$0	1	75%	0.54	52						
White, Jesse	RUC	\$188,100	-\$27,000	5	88%	0.39	43	44	53	39	30	55	51
Bolton, Craig	DEF	\$207,000	-\$65,900	5	76%	0.43	40	38	36	59	11	46	93



Best AFL Fantasy Footy guide around

# 2010 AFL PROSPECTUS

Available at Target. and all good book stores



# WEST COAST EAGLES

## FREAKO SAYS:

*The Eagles were mauled by the Swans last week, restricted to only 132 disposals in the first half and 279 for the match. They scored 1,361 AFL Dream Team points for the round which was clearly the fewest of any team.*

## AFL DREAM TEAM AVERAGE

**1518**  
**(Ranked 13th)**

### West Coast AFL Dream Team Points

Player	Pos	Price	Change	Games	TOG%	Pts Per Min	Ave.	Last 4	2	3	4	5	BE
Selwood, Adam	MID	\$399,300	\$12,800	5	84%	0.98	104	103	130	75	107	99	83
Embley, Andrew	MID	\$406,600	\$23,700	5	88%	0.88	98	102	102	111	111	84	100
Priddis, Matt	MID	\$406,600	-\$15,400	5	85%	0.87	93	93	79	116	92	85	118
Ebert, Brad	MID	\$359,500	\$42,600	5	83%	0.87	91	90	96	111	94	57	110
Rosa, Matt	MID	\$351,200	\$4,700	3	85%	0.85	90	90		120	77	72	106
Lynch, Quinten	FWD	\$386,100	\$0	1	99%	0.72	88						
Waters, Beau	DEF	\$268,600	\$115,800	5	80%	0.86	87	90	84	64	98	115	-18
Butler, Sam	MID	\$264,200	\$0	2	84%	0.78	85	56	56				23
Kennedy, Josh J.	FWD	\$310,000	-\$13,500	5	90%	0.66	75	74	73	63	87	72	66
Cox, Dean	RUC	\$377,700	-\$93,800	5	68%	0.86	74	80	45	73	99	102	73
Hansen, Ashley	FWD	\$251,400	\$0	2	86%	0.66	71	71		68	73		41
Naitanui, Nick	RUC	\$269,300	\$36,900	5	76%	0.74	70	74	100	62	79	55	61
Hurn, Shannon	DEF	\$303,900	-\$8,500	3	87%	0.63	69	64	72			55	93
Dalziell, Bradd	MID	\$315,600	-\$16,600	3	74%	0.72	66	66		61	72	66	91
Shuey, Luke	MID	\$140,100	\$45,600	3	75%	0.68	65	55	64	46			-8
Jones, Brett	DEF	\$245,800	\$43,200	5	88%	0.57	63	66	60	87	54	61	63
Masten, Chris	MID	\$279,500	-\$14,400	5	76%	0.64	62	64	71	75	68	43	92
Selwood, Scott	DEF	\$252,300	\$900	4	81%	0.60	62	62	68	63	66	49	68
McGinnity, Patrick	MID	\$242,200	\$12,300	4	79%	0.61	61	56	82		57	30	89
Kerr, Daniel	MID	\$257,000	-\$14,600	4	77%	0.60	59	53	62	55	43		88
Hams, Ashton	DEF	\$77,800	\$0	2	86%	0.54	58	58			48	68	-60
LeCras, Mark	FWD	\$289,800	-\$40,200	4	85%	0.55	58	58		67	60	46	104
Stevenson, Lewis	MID	\$94,500	\$0	1	79%	0.58	56	56				56	
Mackenzie, Eric	DEF	\$198,000	\$0	2	98%	0.43	54	62	62				36
Brown, Mitchell	DEF	\$236,700	-\$11,900	5	89%	0.47	53	53	72	60	59	21	92
Schofield, Will	DEF	\$167,200	\$13,400	3	92%	0.44	50	50		66	41	44	36
Spangher, Matt	DEF	\$219,400	-\$19,100	4	86%	0.44	48	48	35	50	43	64	52
Swift, Tom	MID	\$272,000	-\$29,400	3	59%	0.61	46	53	65	40			92
Nicoski, Mark	DEF	\$216,700	\$0	2	51%	0.68	45	21	21				67
Glass, Darren	DEF	\$171,200	-\$18,300	5	96%	0.28	34	36	31	54	42	17	65
Henderson, Ricky	FWD / DEF	\$94,500	\$0	1	68%	0.41	33	33				33	
Sellar, James	RUC	\$163,600	\$0	1	27%	0.73	24	24	24				



Best AFL Fantasy Footy guide around

# 2010 AFL PROSPECTUS

Available at Target. and all good book stores



# WESTERN BULLDOGS

## FREAKO SAYS:


*Ryan Griffen is in career-best form this season. His 118 points last week against the Crows was his second-highest score ever, just falling short of his career-high 126 points against the Hawks in Round 3.*

## AFL DREAM TEAM AVERAGE

**1648**  
**(Ranked 4th)**

### W. Bulldogs AFL Dream Team Points

Player	Pos	Price	Change	Games	TOG%	Pts Per Min	Ave.	Last 4	2	3	4	5	BE
Boyd, Matthew	MID	\$478,800	\$22,400	4	92%	1.06	121	118	105	154	95		98
Griffen, Ryan	MID	\$411,400	\$39,100	5	81%	1.01	101	108	92	126	97	118	83
Higgins, Shaun	FWD / MID	\$403,800	\$14,800	5	80%	1.00	98	101	114	106	98	87	108
Cooney, Adam	MID	\$394,900	-\$1,900	5	84%	0.92	96	99	115	93	89	99	98
Cross, Daniel	MID	\$395,900	-\$25,000	5	88%	0.88	94	91	100	105	65	95	127
Gilbee, Lindsay	DEF / MID	\$369,600	\$8,700	5	87%	0.87	92	99	130	97	46	124	98
Giansiracusa, Daniel	FWD	\$362,100	-\$16,400	5	83%	0.85	87	93	89	72	86	125	52
Eagleton, Nathan	MID	\$352,900	\$0	2	73%	0.98	87	87			59	114	83
Lake, Brian	DEF	\$357,200	\$300	5	93%	0.71	81	88	96	111	64	80	115
Harbrow, Jarrod	DEF	\$337,300	\$4,900	5	87%	0.74	79	81	74	100	77	72	96
Murphy, Robert	FWD	\$307,800	-\$43,000	5	85%	0.73	76	67	93	69	33	72	118
Moles, Brodie	MID	\$173,600	\$89,800	4	74%	0.82	74	74	82	63	49	102	-25
Hall, Barry	FWD	\$306,000	\$24,800	5	90%	0.66	74	79	52	109	55	98	69
Hahn, Mitch	FWD	\$285,300	-\$23,900	5	87%	0.67	72	74	123	53	25	94	88
Johnson, Brad	FWD	\$431,400	\$0	2	74%	0.78	71	83				83	171
Hill, Josh	FWD	\$314,900	-\$18,600	4	86%	0.65	70	68	71	80	54		94
Akermanis, Jason	FWD	\$343,700	-\$69,500	4	71%	0.74	65	65	83	39		74	136
Roughead, Jordan	RUC	\$94,500	\$0	1	70%	0.78	64	64				64	
Hudson, Ben	RUC	\$266,100	-\$7,400	5	72%	0.71	62	65	64	63	68	64	61
Everitt, Andrejs	DEF	\$242,500	\$5,200	5	81%	0.60	60	61	70	67	42	66	68
Minson, Will	RUC	\$269,200	-\$26,800	4	73%	0.65	59	55	49	64	52		79
Grant, Jarrad	FWD	\$96,700	\$0	1	79%	0.63	58	58				58	
Addison, Dylan	MID	\$211,000	\$1,600	3	80%	0.54	53	64			73	54	26
Williams, Tom	DEF	\$187,000	\$7,200	5	75%	0.54	50	50	54	38	40	68	28
Hargrave, Ryan	DEF	\$308,200	-\$101,300	4	63%	0.62	48	48	69	9	65		149
Morris, Dale	DEF	\$198,400	-\$28,700	4	97%	0.36	42	42	59	32	46	31	67
Picken, Liam	MID	\$228,100	-\$20,200	3	88%	0.38	41	43	42	44			79



Best AFL Fantasy Footy guide around

# 2010 AFL PROSPECTUS

Available at Target. and all good book stores

